
RCSL No: 44-RT 1914 (pp: 6)

Edition: September 1979

Author: Niels Toft

Title:

CABINET ACCESSORIES

Keywords:

Cabinet, Accessories.

Abstract:

This manual contains names and partnumbers of the most commonly used mounting hardware.

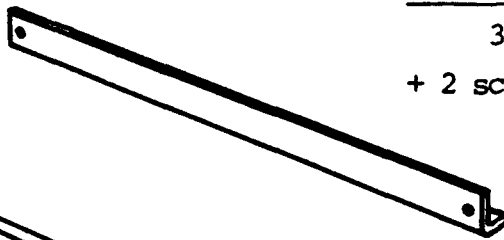
**Copyright © 1979, A/S Regnecentralen af 1979
RC Computer A/S
Printed by A/S Regnecentralen af 1979, Copenhagen**

Users of this manual are cautioned that the specifications contained herein are subject to change by RC at any time without prior notice. RC is not responsible for typographical or arithmetic errors which may appear in this manual and shall not be responsible for any damages caused by reliance on any of the materials presented.

ALUMINIUM FRONT ANGLE

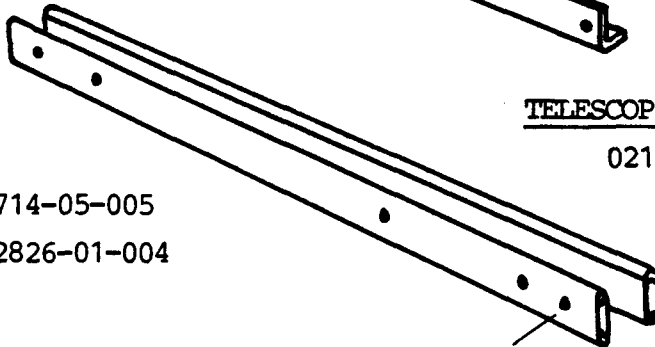
3465-01-019

+ 2 screws 2711-22-005



TELESCOPIC SLIDES (PAIR)

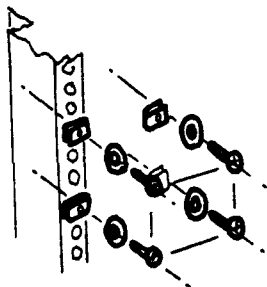
0213-04-002



8 screws 2714-05-005

8 washers 2826-01-004

MOUNTING BRACKET



LEFT 3412-01-062 + 3414-01-050

RIGHT 3411-01-61 + 3415-01-051

4 nuts 2805-01-006

8 washers 2820-01-005

4 screws 2711-06-003



CHASSIS LOCKING BRACKET (2)

3461-01-162

4 nuts 2804-01-005

4 washers 2813-01-006



SCREW SET

4-3307

screws 2714-05-005

washers 2826-01-004

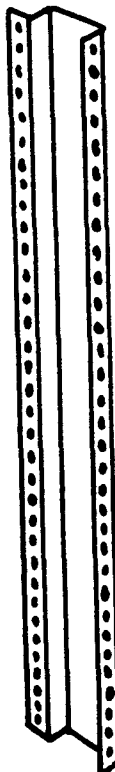
CABINET MOUNTING ANGLES

14"



3415-01-065

21"



3412-01-048

10.5"



3416-01-052

7"




3414-01-057

7"



3413-01-014

3.5"




3414-01-015

BRACKET F. PDP 702 (2)

3411-01-054

8 screws 2714-05-005

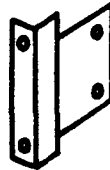
4 screws 2712-06-004



BRACKET F. VJP 703 (2)

8 screws 2712-06-004

8 washers 2820-01-005



DOOR BRACKET

screws 2714-05-005

washers 2826-01-004



3416-01-010



3410-01-011



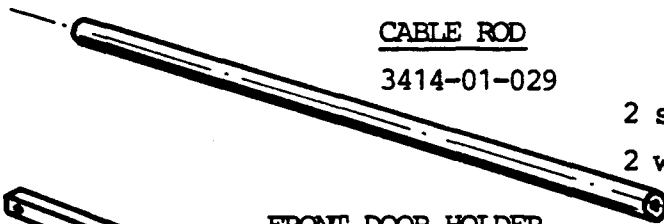
3411-01-012

CABLE ROD

3414-01-029

2 screws 2710-07-003

2 washers 2821-01-006

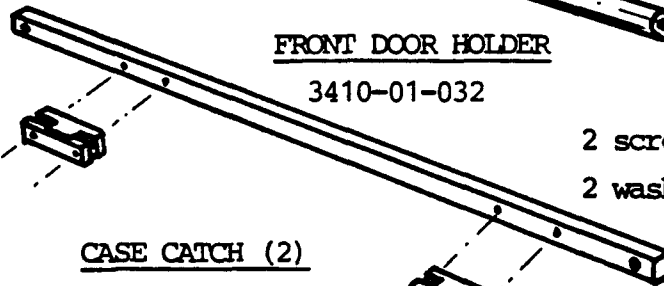


FRONT DOOR HOLDER

3410-01-032

2 screws 2710-07-003


2 washers 2821-01-006



CASE CATCH (2)

4-3315

8 screws 2711-22-005



CABINET BOLT

3416-08-003

2 nuts 2800-08-001

FRONT DOOR BRACKET (2)

3416-01-031

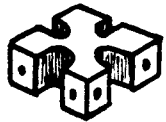


2 screws 2712-06-004

2 nuts 2805-01-006

2 washers 2820-01-005

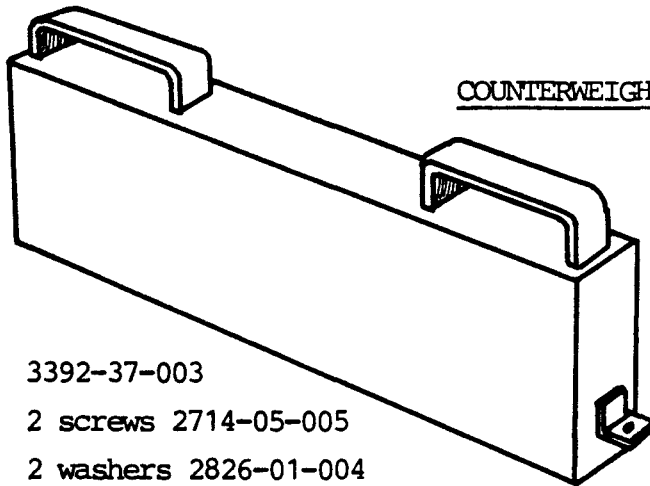
CABLE CLAMP



← 3416-01-024 or 3413-01-063 →
2 screws 2715-05-020
2 washers 2826-01-004



COUNTERWEIGHT 30 KG



3392-37-003
2 screws 2714-05-005
2 washers 2826-01-004

ADJUSTABLE LEVELLING FOOT

LOW

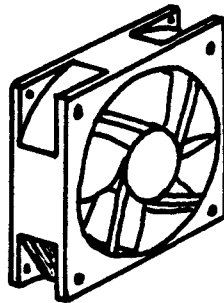


3415-01-030

HIGH



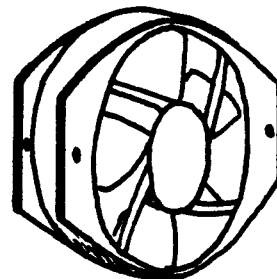
3413-01-049



FAN 119 x 119 115V 0243-01-031

FAN 119 x 119 220V 0241-01-029

FAN 92 x 92 220V 0242-01-030

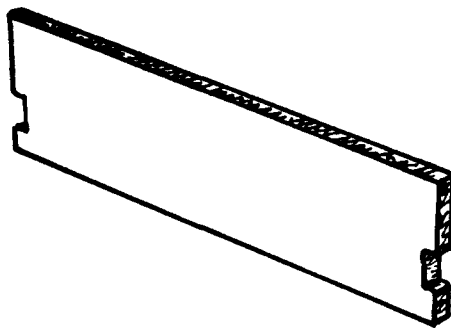


FAN Ø 145 x 38 220V

0244-01-032

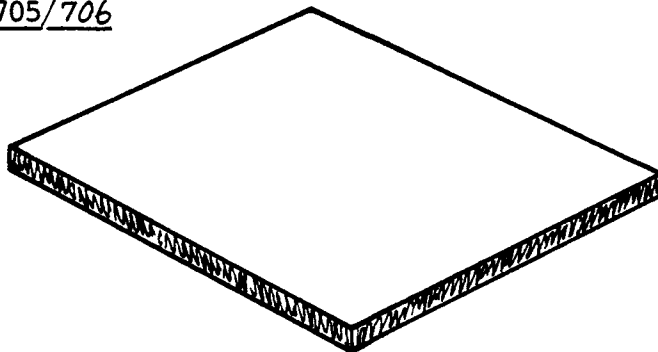
FILTER MAT, FAN 703

3393-01-003



FILTER MAT, FAN 705/706

3391-27-013



PLUG, FEMALE 10A

0132-13-020



PLUG, FEMALE 6A

0133-13-014



PLUG, MALE 6A

0135-13-016



PLUG, MALE 10A (LK)

0134-13-001

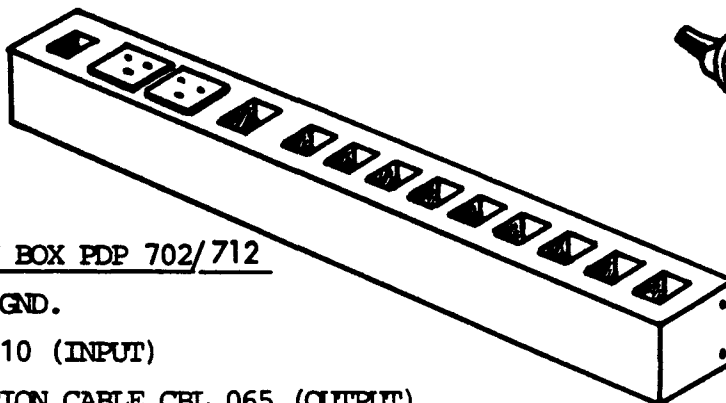


POWER DISTRIBUTION BOX PDP 702/712

1 x 220V + GND.

SUPPLY CABLE CBL 310 (INPUT)

STANDARD DISTRIBUTION CABLE CBL 065 (OUTPUT)



GROUNDING CABLES 16mm²

2m CBL 866

12m CBL 091

18m CBL 856



1

2

3

4