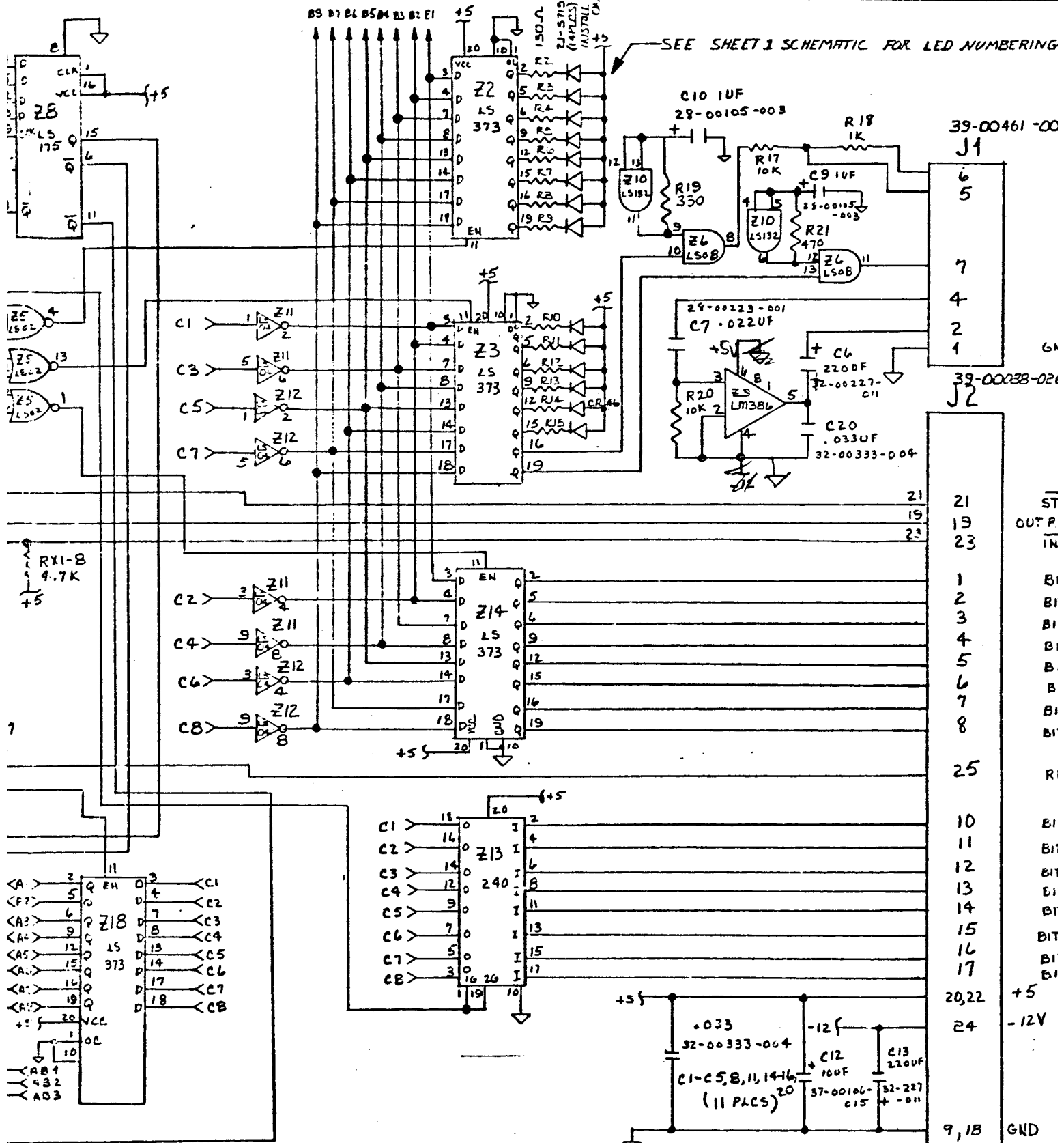


NOTICE OF PROP  
INFORMATION CC  
BYE-ARY AND IS OF  
CORPORATION I  
PROFESSOR THE RUC  
TO EVALUATE THE IN  
TO A CUSTOMER IT'S  
P. PURPOSE OF REPAIR  
MAINTENANCE WH  
PLEASE IT SHALL BE  
FOUNDED BY WIC  
THIS COMPANY.  
THE INFORMATION  
DISCLOSED BY THE  
PURPOSE OF THIS

EFF.	REV	EDU	BY	DESCRIPTION	APP.
	~	~	BB	PROTO	JRM
	A	-	KL	MFG RELEASE	JRM

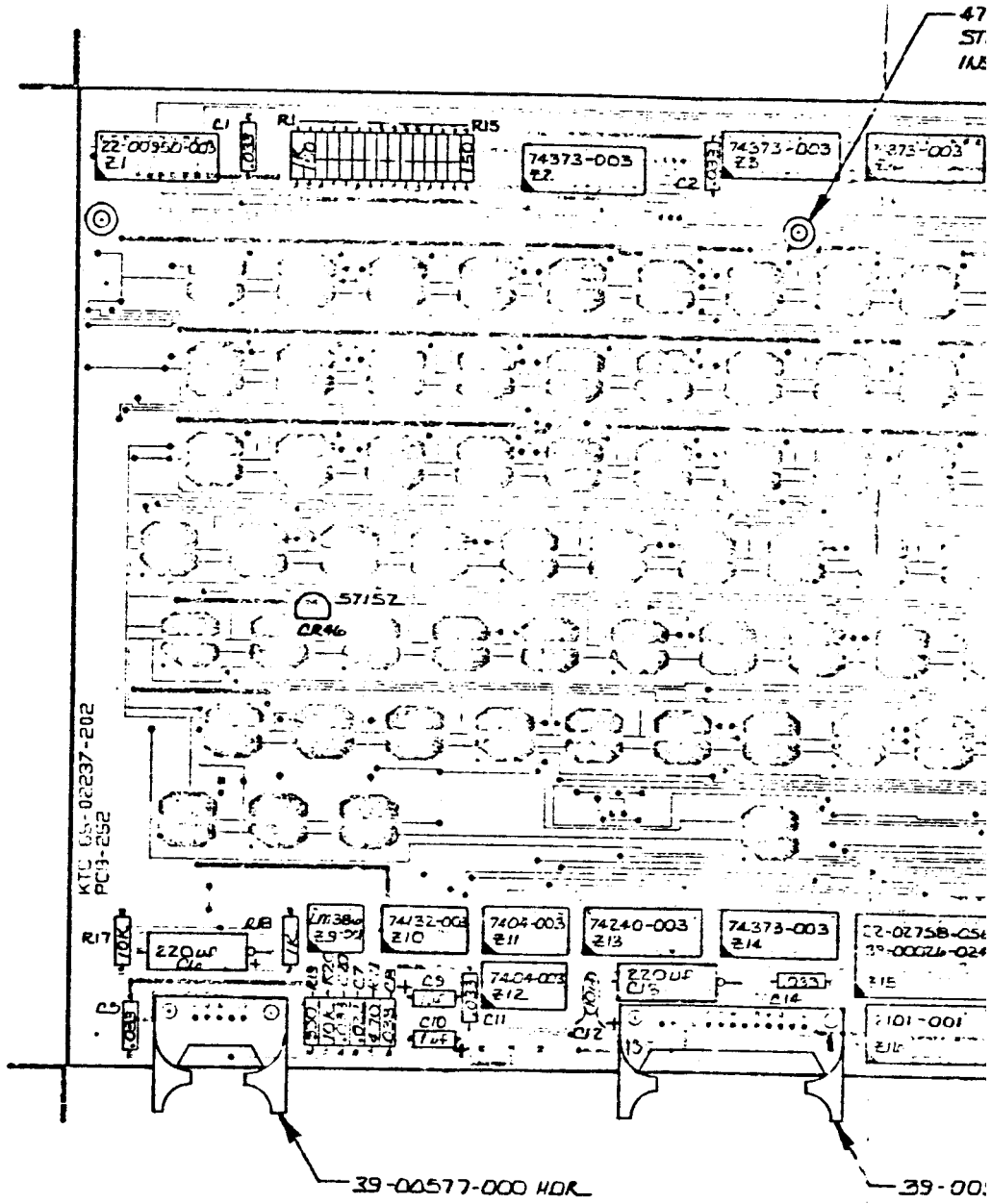


NOTICE OF PROPRIETARY INFORMATION  
 INFORMATION CONTAINED HEREIN IS PROPRIETARY AND IS PROPERTY OF KEY TRONIC CORPORATION. WHERE FURNISHED WITH A PROFORMA, THE RECIPIENT SHALL USE IT SOLELY TO EVALUATE THE PROFORMA. WHERE FURNISHED TO A CUSTOMER, IT SHALL BE USED SOLELY FOR THE PURPOSES OF INSPECTION, INSTALLATION, OR MAINTENANCE. WHERE FURNISHED TO A SUPPLIER, IT SHALL BE USED SOLELY IN THE PERFORMANCE OF WORK CONTRACTED FOR BY THIS COMPANY.  
 THE INFORMATION SHALL NOT BE USED OR DISCLOSED BY THE RECIPIENT FOR ANY OTHER PURPOSE WITHOUT WRITTEN PERMISSION.

MANUFACTURE PARTS AND/OR ASSY'S PER K.T.C. DOCUMENT:

UNLESS OTHERWISE NOTED ALL DIMENSIONS ARE IN INCHES	
XXX	DIMENSION NOT TO SCALE
USED ON	RELEASED
APP. 12/14	11/16
CH.	
DR. BB	10/12/10

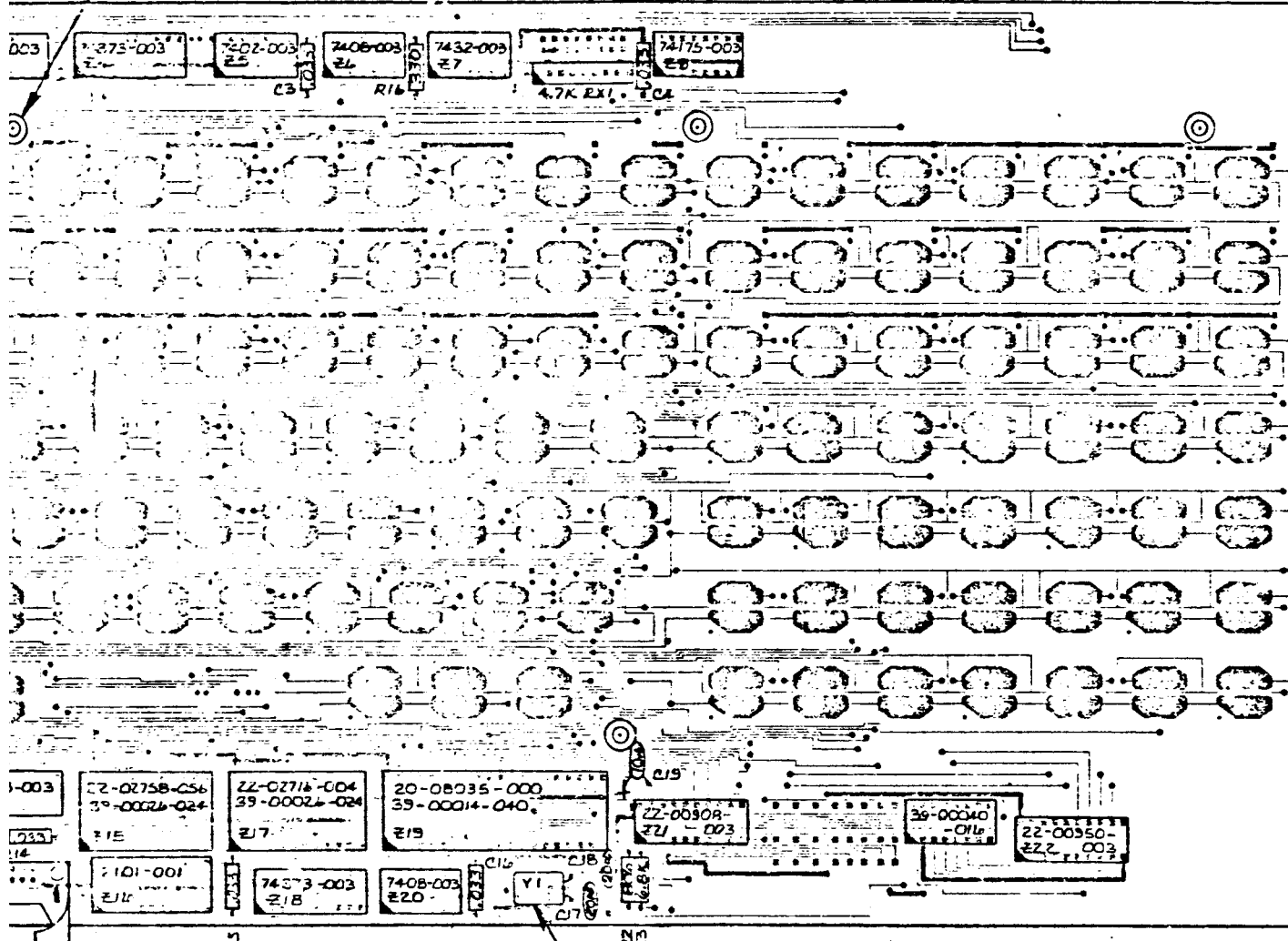
TOL. EXCEPT AS NOTED	ITEM	PART NO.	DESCRIPTION
HOLE DIA. FRACT. ± 1/64" XX ± .01" XXX ± .005" ANG. ± 1°	SCALE	TITLE	SHEET 2 OF 2
			DWG. NO. 35-0223
<b>key tronic corporation</b> SPOKANE, WASH., U.S.A.			SHEET 2 OF 2



NOTES:

-002, -05

47-00181-000  
 STD (5PLCS)  
 INSTALL CONIP SIDE OF PCB

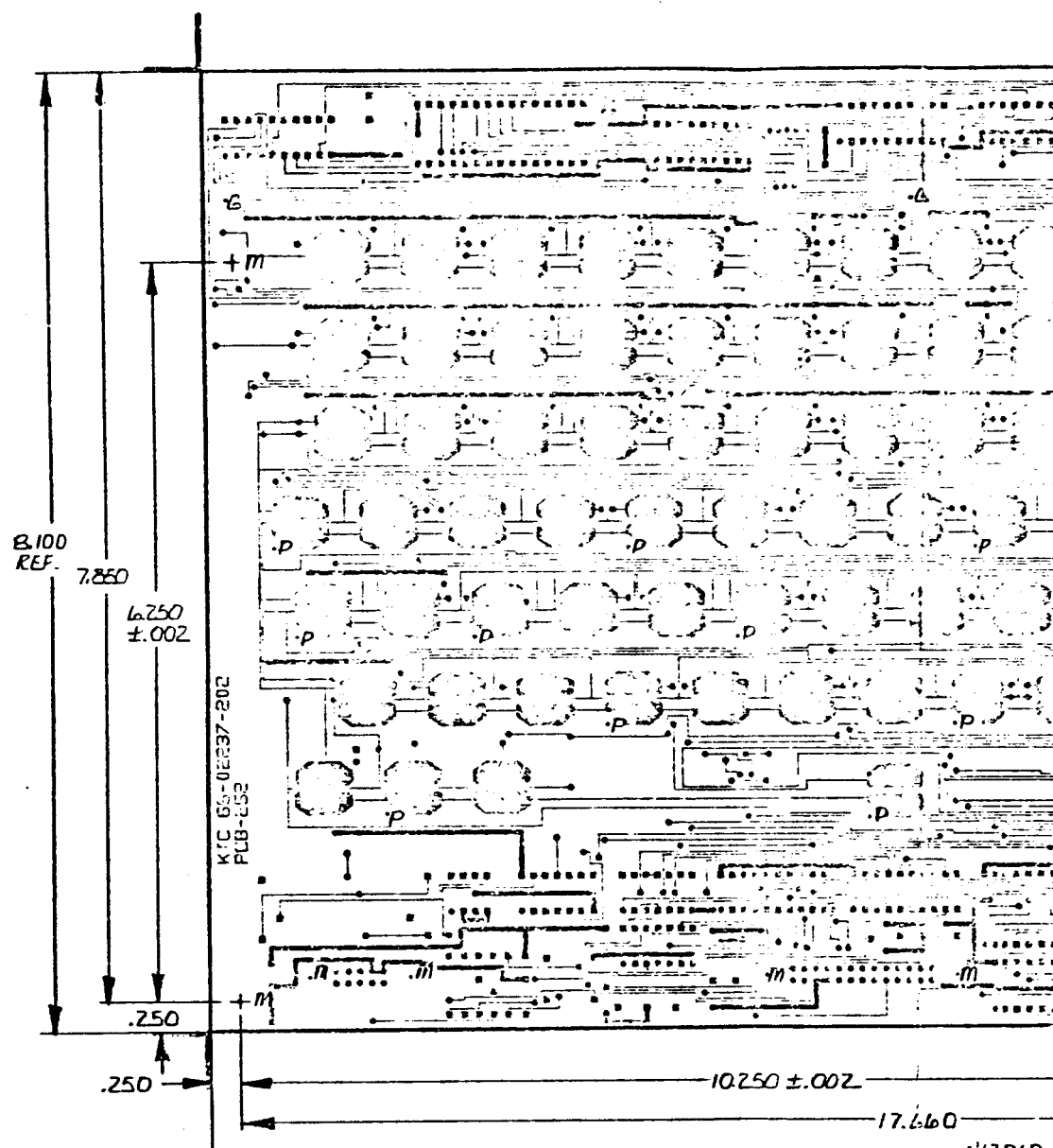


39-00576-000 HDR

48-00300-006 XTAL  
 INSULATE WITH  
 48-00312-005 TAPE  
 DO NOT FLOW SOLDER OR DEGREASE

-002, -052 ASSY

UNLESS OTHERWISE NOTED ALL DIMENSIONS ARE IN INCHES		TOL EXCEPT AS NOTED	ITEM	PART NO	DESCRIPTION
MANUFACTURE PARTS AND DRASSYS PER P.T.C DOCUMENT	XXI DIMENSION NOT TO SCALE	HOLE DIA FRACT = 1/64 AA = 01 YYX = 005 ANG = 1°	SCALE	TITLE	KEYBOARD ASSY. (ELECT ASSY)
M006 M007	USED ON REBUCECENTR-100	RELEASED 10/25/80 JRH 10-29-80 DR MIT 10-28-80		key tronic corporation	DWG NO 65-022 SHEET 5 OF
			SPCRANE WASH. U.S.		



HOLE SIZE AFTER PLATING	CODE
.037	UN-MARKED
.042 ± .002	A
.062	B
.080	C
.100	D
.133	E
.167	F
.191 ± .002	G
.201	H
.234	J
.250	K
.175	L
.125	U
.122	N
.120	P
.150	R
	S
126 HOLE	T
	U
	V


5. APPLY APPROPRIATE DASH NUMBER AFTER KTC PART NUMBER; PER MFR.
4. SOLDER MASK CKT SIDE OF PCB USING 65-12237-XXX
3. BREAK ALL SHARP EDGES.
2. PLATE THROUGH ALL UNMARKED, HOLES
1. USE 10Z. DOUBLE-CLAD G10-FR4 (1/16") THK. FABRICATE USING KTC UL APPROVED PROCESS "A".

NOTES:

2.

2.

EFF.	REV.	ECO.	BY	DESCRIPTION	APP.	DATE
	1	1	WJM	PROTO REL	NCK	10/24/80



7.660  
17.910 REF

- 252 PCB  
- 202 PCB  
(COMPONENT SIDE)

ITEM NUMBER;

XX

.261	A
.250	
.201	MIP
.085	UNMARKED
SOLDER MASK HOLE CODE	

ALL INFORMATION CONTAINED HEREIN IS UNCLASSIFIED EXCEPT WHERE SHOWN OTHERWISE

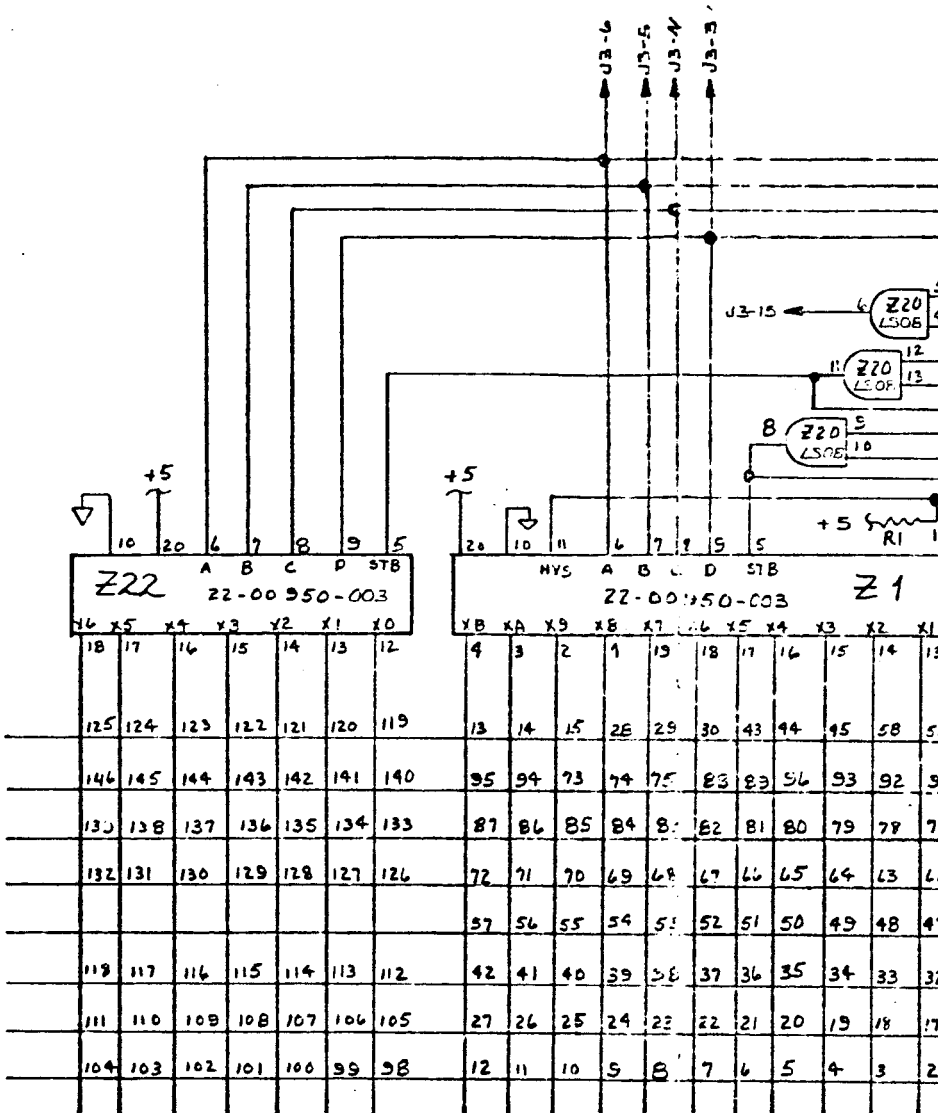
UNLESS OTHERWISE NOTED ALL DIMENSIONS ARE IN INCHES		TOL EXCEPT AS NOTED	ITEM SCALE	PART NO. TITLE	DESCRIPTION
XXX DIMENSION NOT TO SCALE		HOLE .003"	NONE	KEYBOARD ASSY. (PCB HOLE CODE)	
USED ON	RELEASED	FRACT = 1/64			
REQUCENTRALEI	A. NCK 10/29/80	XX = .03			
	CH. NCK 10/24/80	XXX = .015			
	DR INT 10-24-80	ANG = 1"			
MO15			keytronic corporation	15-02237	
			SPokane, WASH., U.S.A.		SHEET 4 OF

1

2

3

4



28-00221

+5

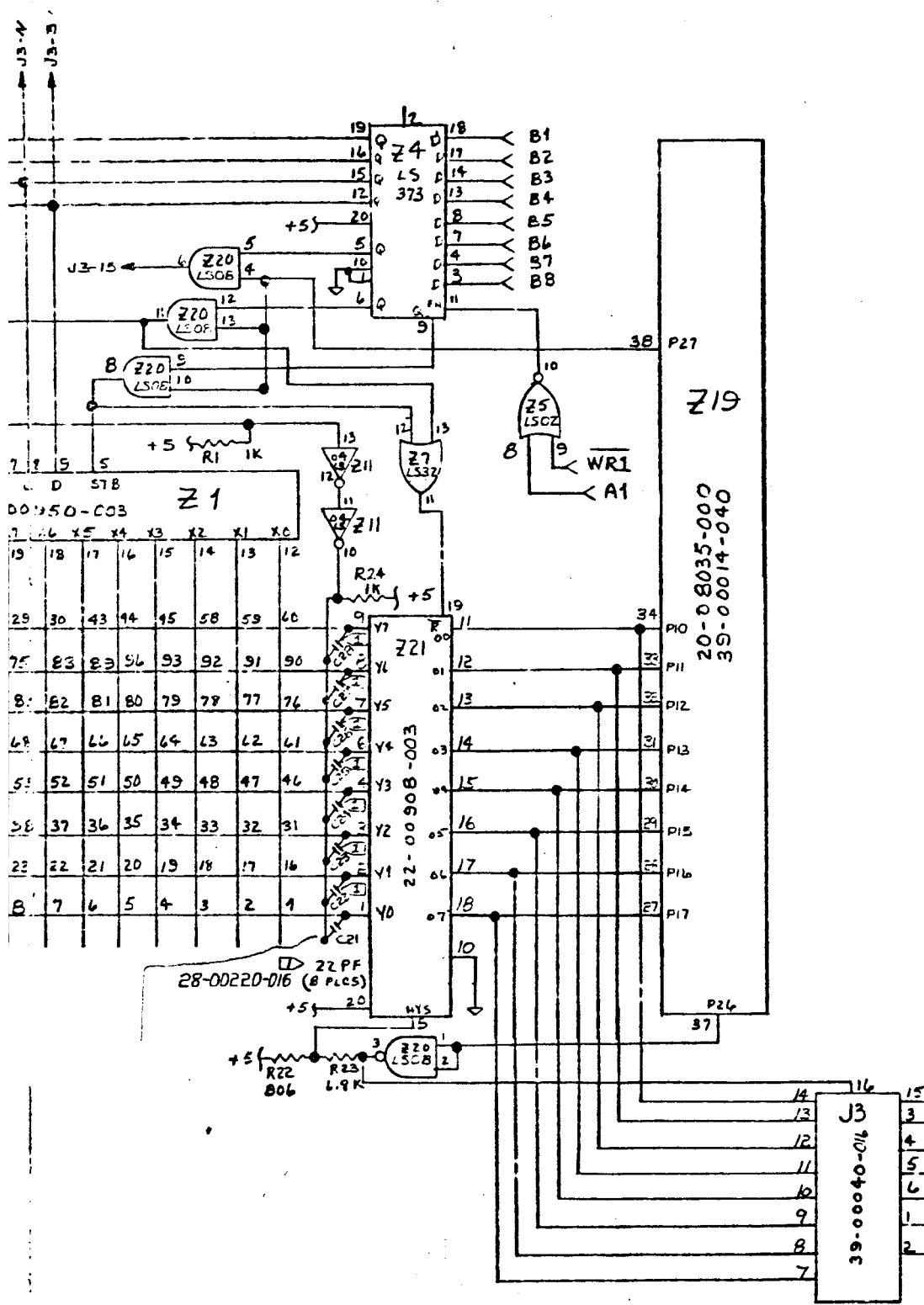
1 NOT NORMALLY INSTALLED

NOTICE OF PROPRIETARY INFORMATION  
 INFORMATION CONTAINED HEREIN IS PROPRIETARY AND IS PROPERTY OF KEY TRONIC CORPORATION. WHEN FURNISHED WITH PROPOSAL THE RECIPIENT SHALL USE IT ONLY TO EVALUATE THE PROPOSAL, WHERE FURNISHED TO A CUSTOMER IT SHALL BE USED SOLELY FOR PURPOSES OF INSPECTION, INSTALLATION, OR MAINTENANCE. WHEN FURNISHED TO A SUPPLIER IT SHALL BE USED SOLELY IN THE PERFORMANCE OF WORK CONTRACTED FOR BY THIS COMPANY.  
 THE INFORMATION SHALL NOT BE USED OR DISCLOSED BY THE RECIPIENT FOR ANY OTHER PURPOSE WHATSOEVER.

A

B

EFF.	REV.	ECO	BY	DESCRIPTION	APP.
~	~	~	BH	PROTO	JLW
~	A	~	RL	MFC RELEASE	1778



LED NUMBERING TABLE

RESISTOR	RX	FEEDS	LEDS	CR
R2	1, 9, 16, 24, 31, 39			
R3	2, 10, 17, 25, 32, 40			
R4	3, 11, 18, 26, 33, 41			
R5	4, 12, 19, 27, 34, 42			
R6	5, 13, 20, 28, 35, 43			
R7	6, 14, 21, 29, 36, 44			
R8	7, 15, 22, 30, 37, 45			
R9	8, 23, 38			

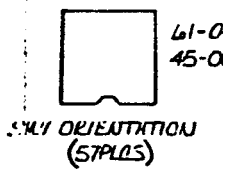
NOTICE OF PROPRIETARY INFORMATION  
 INFORMATION CONTAINED HEREIN IS UNCLASSIFIED AND IS THE PROPERTY OF KEY TRONIC CORPORATION. WHEN FURNISHED WITH A PROFORMA, THE RECIPIENT SHALL USE IT TO QUALIFY TO EVALUATE THE PROFORMA, WHERE FURNISHED TO A CUSTOMER IT SHALL BE USED SOLELY FOR PURPOSES OF INSPECTION, INSTALLATION, OR MAINTENANCE. THIS FURNISHING TO A CUSTOMER SHALL BE USED SOLELY FOR THE PERFORMANCE OF WORK CONTRACTED FOR BY THIS COMPANY.  
 THE INFORMATION SHALL NOT BE USED OR DISCLOSED BY THE RECIPIENT FOR ANY OTHER PURPOSE WHATSOEVER.

MANUFACTURE PARTS AND/OR ASSY'S PER K.T.C. DOCUMENT:  
 USED ON: RELEASED: APP: NCA 11/3/15 CH: JRM 11-2-0 DR: BB 10/21/16

UNLESS OTHERWISE NOTED ALL DIMENSIONS ARE IN INCHES  
 DIMENSION NOT TO SCALE  
 TOL EXCEPT AS NOTED  
 MOLE DIA.  
 FRACT. = 1/64"  
 XX = .01"  
 XXX = .005"  
 ANG = 1°

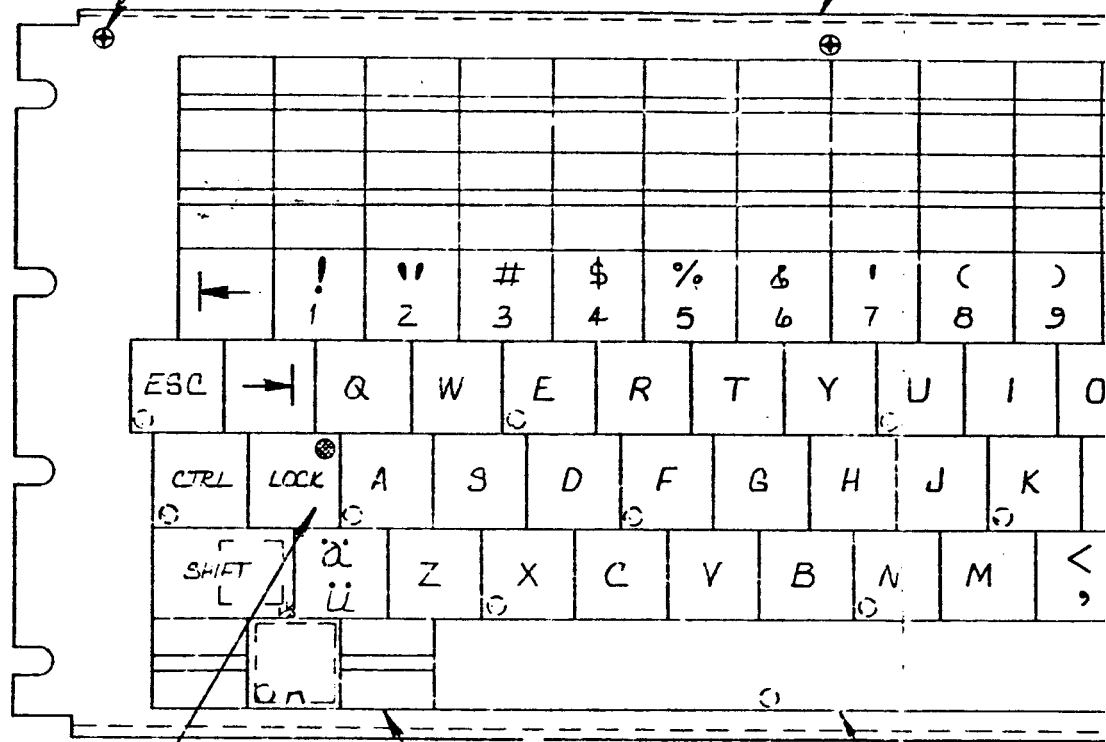
ITEM: SCALE: PART NO.: TITLE: SCHEMATIC  
 key tronic corporation  
 SPOKANE, WASH., U.S.A.  
 DWG. NO. 35-0223  
 SHEET 1 OF 2



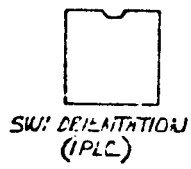


47-00008-002  
SCRW (5PLCS)

49-00977-000  
MTB. PCT.



61-04705-001 SWI  
45-00024-020 SPRNG



44-00105-000  
PNL.PLB. (74PLCS)

44-00104-001 E  
44-00103-000 LI  
44-00102-000 M  
CACA-12P1-1090

-002 ,052

3. KEYBOARD IS LOW PROFILE, SLOPED.
2. ALL PLUNGERS CENTERED EXCEPT WHERE SHOWN.
1. APPLY DATE -SERIAL NUMBER, PRESSURE ADHESIVE TAP TO CRT SIDE OF PCB.

NOTICE OF PROPRIETARY INFO  
INFORMATION CONTAINED HEREIN  
IS UNCLASSIFIED EXCEPT WHERE SHOWN  
OTHERWISE. THIS DOCUMENT IS THE PROPERTY  
OF THE CORPORATION AND IS LOANED TO YOUR  
ORGANIZATION. IT IS TO BE USED ONLY FOR THE  
PURPOSES SPECIFIED IN THE CONTRACT.  
IT IS TO BE RETURNED TO THE CORPORATION  
UPON COMPLETION OF THE PROJECT.  
UNCLASSIFIED

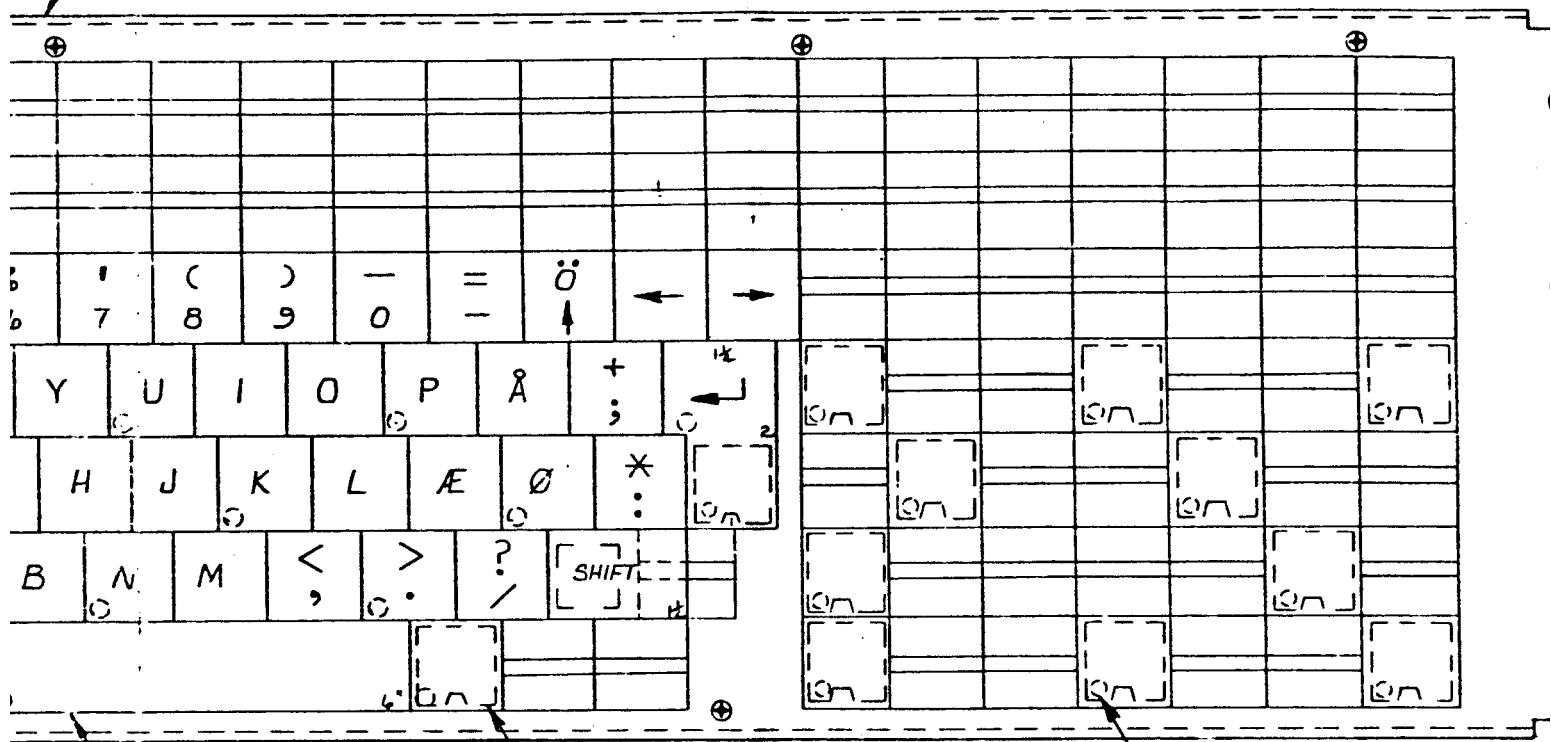
REV.	ECO	BY	DESCRIPTION
N	N	WJM	PROTO REL



61-04001-001 SWH (57PLCS)  
45-00021-020 SPRNG (57PLCS)

SWH ORIENTATION  
(57PLCS)

49-00977-000  
MTB-PCT.



44-00104-001 BAR  
44-00103-000 LEG (2PLCS)  
44-00102-000 MNT (2PLCS)  
CACA-12P1-1090-2601

44-00083-000  
PNL PLG (13PLCS)

47-00192-000  
SCRW (27PLCS)

-002 ,052 ASSY

NOTICE OF PROPRIETARY INFORMATION  
INFORMATION CONTAINED HEREIN IS THE  
PROPERTY OF KEYTRONIC CORPORATION  
AND IS TO BE KEPT CONFIDENTIAL. IT IS  
TO BE USED ONLY FOR THE PURPOSES  
SPECIFIED IN THE CONTRACT. IT IS TO  
BE DESTROYED OR RECYCLED WHEN NO  
LONGER NEEDED. ANY REPRODUCTION  
OR DISSEMINATION OF THIS INFORMATION  
WITHOUT THE WRITTEN CONSENT OF  
KEYTRONIC CORPORATION IS PROHIBITED.

MANUFACTURE PARTS  
AND/OR ASSY'S PER  
K.T.C. DOCUMENT:  
  
MCD11

UNLESS OTHERWISE NOTED ALL DIMENSIONS ARE IN INCHES	
XXX	DIMENSION NOT TO SCALE
USED ON	RELEASED
REQUCENTRALEN	APP NCM 12795
	CH
	DR/TIT 10-28-80

TOL. EXCEPT  
AS NOTED  
HOLE  
DIA.  
FRACT = 1/64"  
XX = .03"  
XXX = .010"  
ANG = 1°

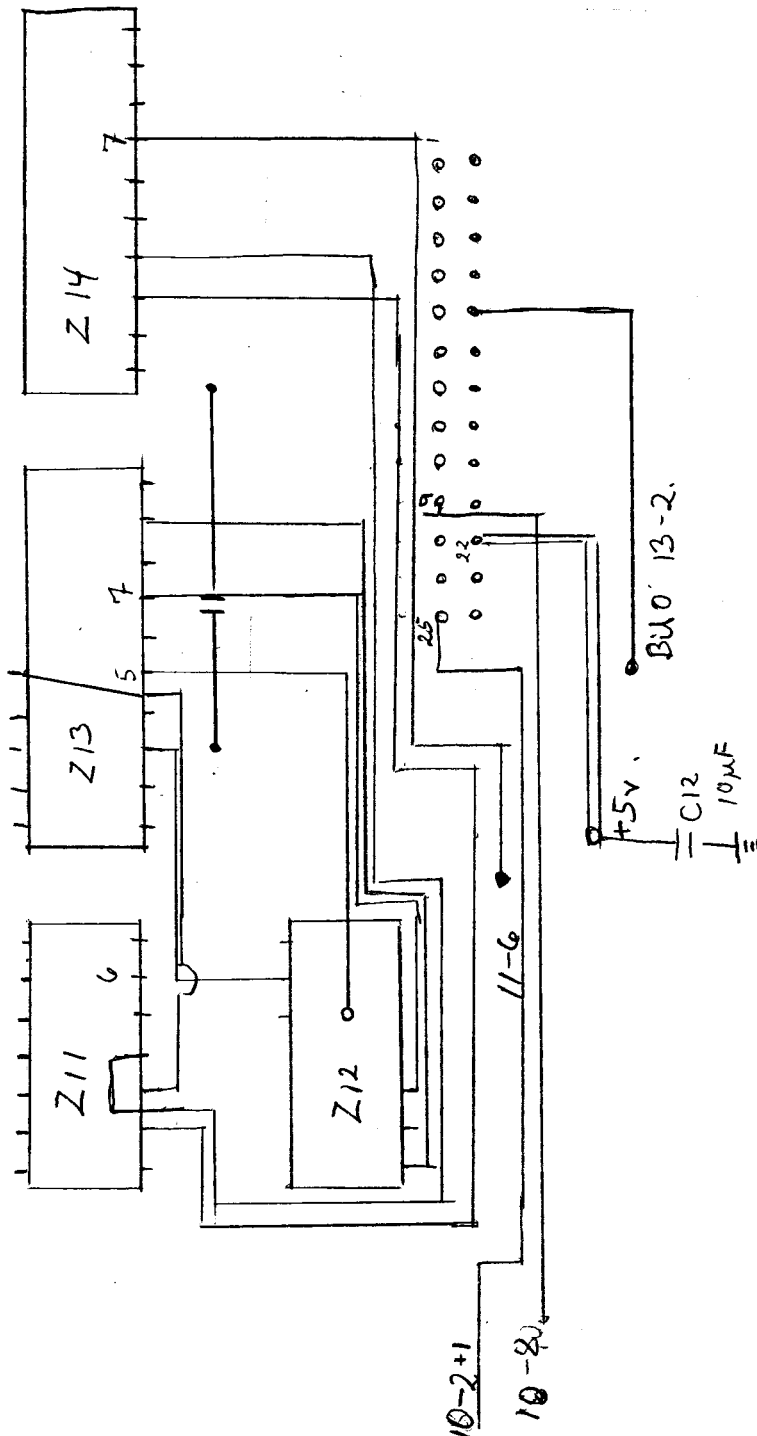
QTY.	PART NO.	DESCRIPTION
SCALE	TITLE	
NONE	KEYTOP & MECH.	
key tronic corporation		DWG NO.
SPOKANE, WASH., U.S.A.		65-00
		SHEET

Z 12.

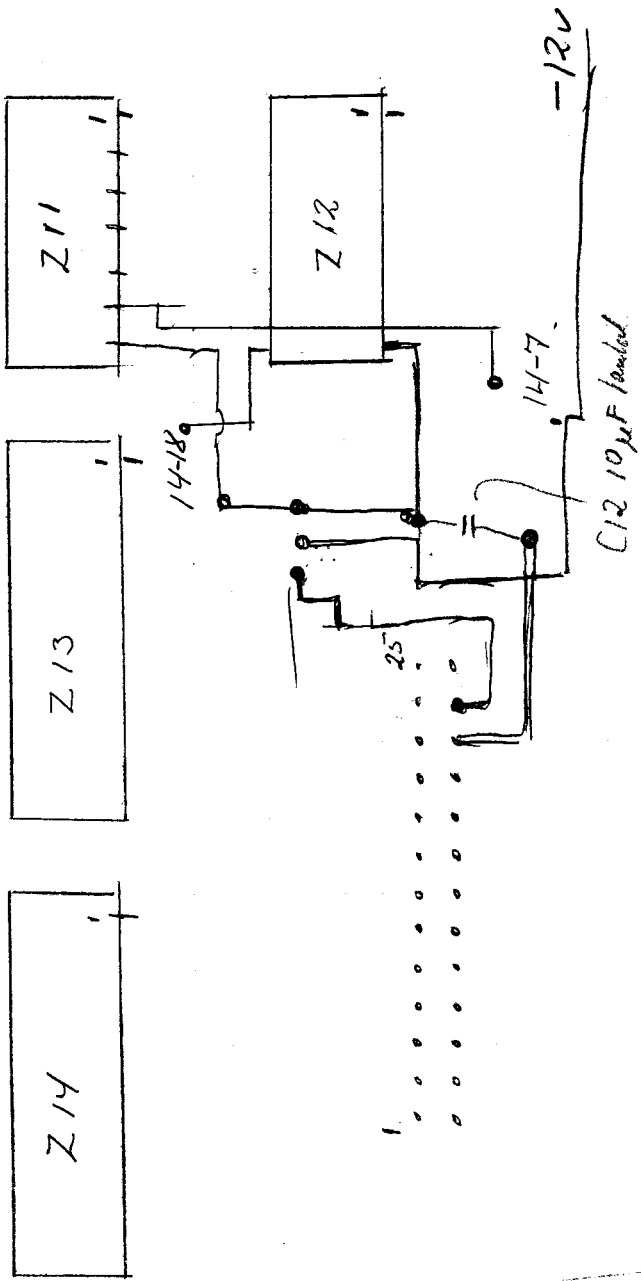
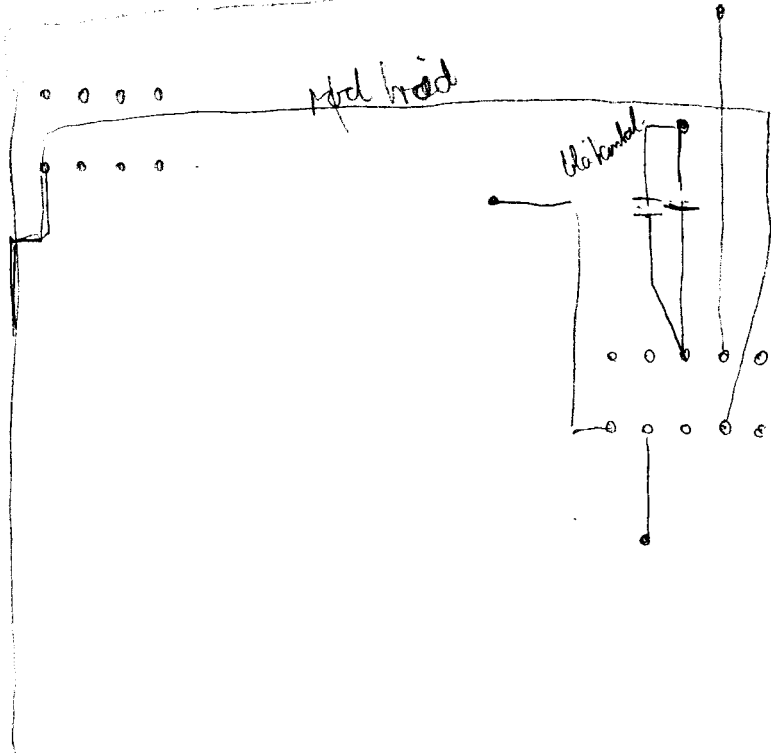
C5 > 1 Z12 2 Z 3-13 Z 14-13 Z 2-13, B 5.  
 C6 > 6 Z12 4 Z 14-14 Z 3-14 Z 2-14, B 6.  
 C7 > 5 Z12 6 Z 3-17 Z 14-17 Z 2-17, B 7.  
 C8 > 9 Z12 8 Z 14-18 Z 3-18 Z 2-18, B 9

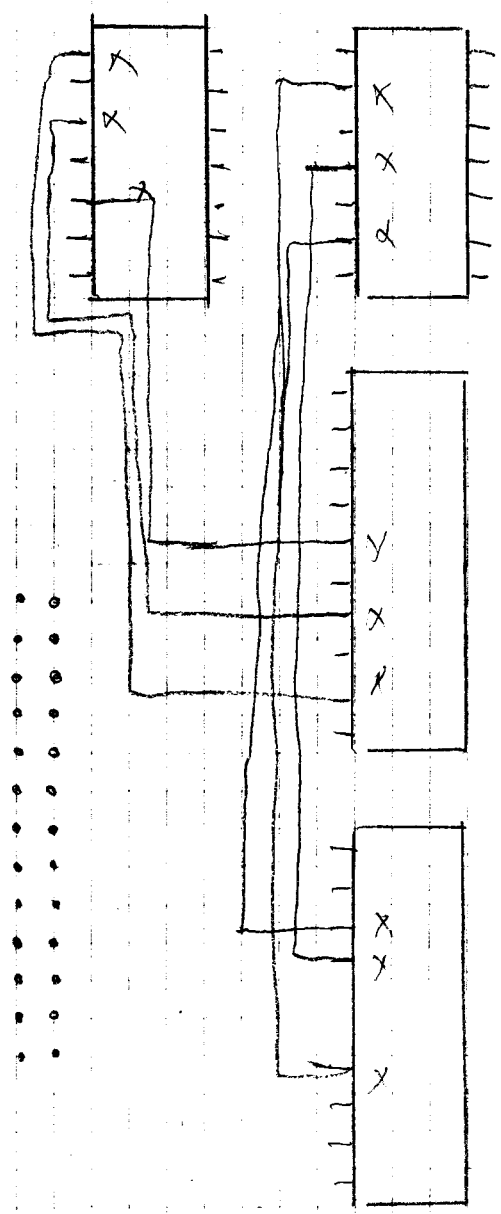
74LS04

sel fra komponent sidten.



Set fra loddeside





KH386N-3 7425132 742504 7425240 7425373

742504

22-908-3  
8037.

P2101  
8035DHP

7425373

742508

22-950-3  
8036

( ( ( ( (