

**CONTROL DATA®
DISK STORAGE UNIT**


BR5A1

PARTS DATA

CONTROL DATA

CORPORATION

CUSTOMER ENGINEERING MANUAL



**CONTROL DATA[®]
DISK STORAGE UNIT**

BR5A1

PARTS DATA

**CONTROL DATA
CORPORATION**

CUSTOMER ENGINEERING MANUAL

REVISION RECORD	
REVISION	DESCRIPTION
A (9-21-71)	Manual released.
B (2-23-72)	This revision incorporates Engineering Change Orders PE29409A, PE29411, PE29424, PE29426, PE29427, PE29461B, PE29489, PE29490, PE29492A, PE29499B, PE29518, PE29519, PE29522, PE29530, PE29545, PE29547, PE29549, PE29552, PE29555, PE29556, PE29557, PE29558A, PE29566, PE29571, PE29572, PE29573, PE29581, PE29586, PE29689, PE29704A, PE29714, PE29718, PE29721, PE29724, PE29727, PE29745, PE29747, PE29796, PE29862, PE29900, PE29902, PE29938, PE29939, and Field Change Orders PE29522, PE29555. This edition obsoletes all previous editions.
C (5-4-72)	This edition incorporates Engineering Change Orders PE29874, PE29876, PE29877, PE29880, PE29888, PE29906, PE29907, PE29908, PE29921, PE29927, PE29934, PE29941, PE29965, PE29966, PE29982, PE29991, PE29996, PE29999, and Field Change Order PE29888. This edition obsoletes all previous editions.
D (7-20-72)	This revision incorporates Engineering Change Orders PE29841, PE31014, PE31029, PE31036, PE31046, PE31049, PE31059, PE31077, and Field Change Orders PE29901, PE29907 affecting pages v, 8-7, 8-13, 8-18, 8-19, 8-23, 8-29, 8-30, 8-31, 8-53, 8-55, 8-58, 8-58.1, 8-58.2, 8-59.3, 8-58.4, 8-59, 8-62, 8-62.1, 8-62.3, 8-69, 8-71.
E (8-4-72)	This revision incorporates Engineering Change Orders PE31084, PE31103, PE31104 affecting pages 8-7, 8-8, 8-9, 8-11, 8-12, 8-13, 8-24, 8-25, 8-26, 8-27, 8-34, 8-35.
F (9-18-72)	This revision incorporates Field Change Order/Engineering Change Order PE31156 affecting pages 8-38, 8-39, 8-41.
G (11-3-72)	This revision incorporates Engineering Change Orders PE29939B, PE31029A, PE31043, PE31049A, PE31072, PE31110, PE31118, PE31127, PE31140, PE31180, PE31188, PE31196, PE31203, PE31224 affecting pages 8-19, 8-31, 8-43, 8-51, 8-53, 8-58.1, 8-59.3, 8-62.1, 8-73, 8-75.
H (1-30-73)	This revision incorporates Engineering Change Orders PE31246, PE31268, PE31277, PE31280, PE31283, PE31286, PE31289, PE31290 affecting pages 8-19, 8-31, 8-39, 8-41, 8-42, 8-43, 8-64, 8-65, 8-67, 8-68, 8-69, 8-71.
J (2-22-73)	This revision incorporates Engineering Change Orders PE31357, PE31307, PE31312, PE31324 affecting pages 8-7, 8-9, 8-19, 8-21, 8-24, 8-25, 8-34, 8-35, 8-39, 8-62.1.
K (7-26-73)	This revision incorporates Engineering Change Orders PE31308A, PE31335, PE31344, PE31352, PE31356, PE31362, PE31375, PE31395, PE31407, PE31411, PE31417 affecting pages 8-9, 8-18, 8-19, 8-20, 8-21, 8-23, 8-39, 8-41, 8-58.1, 8-62, 8-62.1, 8-67, 8-71, 8-72, 8-73.
Publication No. 70618000	

Address comments concerning this manual to:

Control Data Corporation
 Technical Publications Department
 7801 Computer Avenue
 Minneapolis, MN 55435

or use Comment Sheet in the back of this manual.

© 1971, 1972, 1973
 by Control Data Corporation
 Printed in the United States of America

PREFACE

Customer engineering material for the CONTROL DATA® Disk Storage Unit (equipment number BR5A1) is contained in four separate manuals and provides all information needed to install, operate, and maintain the unit:

Publication No. 70617800	General Description, Operation Installation and Checkout, Theory of Operation, Maintenance
Publication No. 70617900	Diagrams, Wire Lists
Publication No. 70618000	Illustrated Parts List
Publication No. 70616800	Maintenance Aids.



CONTENTS

INTRODUCTION	8-3
LOCATOR	8-5
Disk Storage Unit Final Assembly	8-7
Logic Cards	8-7
Top Cover Assembly (Series Code 10 and Below)	8-15
Top Cover Assembly (Series Code 11 and Above)	8-19
Control Panel Assembly	8-23
Deck Assembly	8-25
Spindle and Lockshaft Assembly	8-29
Sector Sensor Positioner Assembly	8-31
Disk Cleaner Assembly	8-33
Ratchet Brake Assembly	8-35
Pre-Amp Chassis Assembly	8-37
Motor and Brake Assembly	8-39
Actuator Assembly	8-43
Magnet Assembly	8-47
Carriage Assembly	8-49
Logic Chassis Assembly	8-51
Power Supply Assembly (Series Code 13 and Below)	8-55
Power Supply Assembly (Series Code 14 and Above)	8-58.1
Power Supply Cabinet Assembly (Series Code 13 and Below)	8-59
Power Supply Cabinet Assembly (Series Code 14 and Above)	8-62.1
Left/Right Front Panel Assembly	8-69
Blower Housing Assembly	8-73
Cable Assemblies	8-75



Information for these sections is included in BR5A1
Disk Storage Unit, Pub. No. 70617800.

SECTION 1

GENERAL DESCRIPTION

SECTION 2

OPERATION

SECTION 3

INSTALLATION AND CHECKOUT

SECTION 4

THEORY OF OPERATION



SECTION 5

DIAGRAMS

Information for this section is included in BR5A1
Disk Storage Unit, Publication No. 70617900

SECTION 6

MAINTENANCE

Information for this section is included in BR5A1
Disk Storage Unit, Publication No. 70617800

SECTION 7

MAINTENANCE AIDS

Information for this section is included in
Disk Storage Unit, Publication No. 70616800



SECTION 8

PARTS DATA

INTRODUCTION

CONTENTS

INTRODUCTION 1

SECTION I LOCATOR 1

Cover, Door and Hinge Installation Assembly 2

Transport Installation Assembly 3

Top Cover Assembly 4

Outer Cover Assembly 5

Inner Cover Assembly 6

Door Assembly, Front Cover 11

Door Assembly, Left Front 12

Door Assembly, Right Front 13

Hinge Cover Assembly 14

Door Cover Assembly, Left Hand 15

Door Cover Assembly, Right Hand 16

Door Assembly, Left Rear 17

SECTION II LOCATOR 18

Transport Assembly 18

Drum Assembly 19

Clock Assembly 20

Client Assembly 21

Front Hinge Assembly 22

Inner Hinge Assembly 23

Clock Bracket Assembly 24

Locator Assembly 25

Motor Assembly 26

Hinge Motor Assembly 27

Motor Plate Assembly 28

Front Motor Assembly 29

Inner Motor Assembly 30

Washer Assembly 31

Motor Lock Assembly 32

Motor Lock Assembly 33

Motor Lock Assembly 34

Motor Lock Assembly 35

Motor Lock Assembly 36

Motor Lock Assembly 37

Motor Lock Assembly 38

Motor Lock Assembly 39

Motor Lock Assembly 40

Motor Lock Assembly 41

Motor Lock Assembly 42

Motor Lock Assembly 43

Motor Lock Assembly 44

Motor Lock Assembly 45

Motor Lock Assembly 46

Motor Lock Assembly 47

Motor Lock Assembly 48

Motor Lock Assembly 49

Motor Lock Assembly 50

Motor Lock Assembly 51

Motor Lock Assembly 52

Motor Lock Assembly 53

Motor Lock Assembly 54

Motor Lock Assembly 55

Motor Lock Assembly 56

Motor Lock Assembly 57

Motor Lock Assembly 58

Motor Lock Assembly 59

Motor Lock Assembly 60

Motor Lock Assembly 61

Motor Lock Assembly 62

Motor Lock Assembly 63

Motor Lock Assembly 64

Motor Lock Assembly 65

Motor Lock Assembly 66

Motor Lock Assembly 67

Motor Lock Assembly 68

Motor Lock Assembly 69

Motor Lock Assembly 70

Motor Lock Assembly 71

Motor Lock Assembly 72

Motor Lock Assembly 73

Motor Lock Assembly 74

Motor Lock Assembly 75

Motor Lock Assembly 76

Motor Lock Assembly 77

Motor Lock Assembly 78

Motor Lock Assembly 79

Motor Lock Assembly 80

Motor Lock Assembly 81

Motor Lock Assembly 82

Motor Lock Assembly 83

Motor Lock Assembly 84

Motor Lock Assembly 85

Motor Lock Assembly 86

Motor Lock Assembly 87

Motor Lock Assembly 88

Motor Lock Assembly 89

Motor Lock Assembly 90

Motor Lock Assembly 91

Motor Lock Assembly 92

Motor Lock Assembly 93

Motor Lock Assembly 94

Motor Lock Assembly 95

Motor Lock Assembly 96

Motor Lock Assembly 97

Motor Lock Assembly 98

Motor Lock Assembly 99

Motor Lock Assembly 100

SECTION III LOCATOR 101

Client Assembly 101

Control Panel Assembly 102

Power Supply Assembly 103

Power Control Panel Assembly 104

Power Control Panel Assembly 105

Power Control Panel Assembly 106

Power Control Panel Assembly 107

Power Control Panel Assembly 108

Power Control Panel Assembly 109

Power Control Panel Assembly 110

Power Control Panel Assembly 111

Power Control Panel Assembly 112

Power Control Panel Assembly 113

Power Control Panel Assembly 114

Power Control Panel Assembly 115

Power Control Panel Assembly 116

Power Control Panel Assembly 117

Power Control Panel Assembly 118

Power Control Panel Assembly 119

Power Control Panel Assembly 120

Power Control Panel Assembly 121

Power Control Panel Assembly 122

Power Control Panel Assembly 123

Power Control Panel Assembly 124

Power Control Panel Assembly 125

Power Control Panel Assembly 126

Power Control Panel Assembly 127

Power Control Panel Assembly 128

Power Control Panel Assembly 129

Power Control Panel Assembly 130

Power Control Panel Assembly 131

Power Control Panel Assembly 132

Power Control Panel Assembly 133

Power Control Panel Assembly 134

Power Control Panel Assembly 135

Power Control Panel Assembly 136

Power Control Panel Assembly 137

Power Control Panel Assembly 138

Power Control Panel Assembly 139

Power Control Panel Assembly 140

Power Control Panel Assembly 141

Power Control Panel Assembly 142

Power Control Panel Assembly 143

Power Control Panel Assembly 144

Power Control Panel Assembly 145

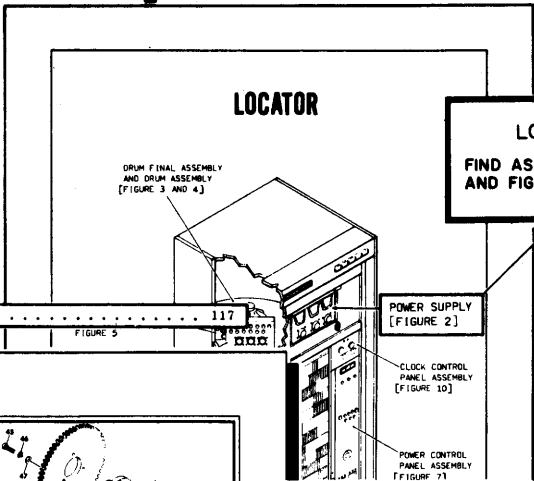
Power Control Panel Assembly 146

Power Control Panel Assembly 147

Power Control Panel Assembly 148

Power Control Panel Assembly 149

Power Control Panel Assembly 150



LOCATOR
FIND ASSEMBLY NAME
AND FIGURE NUMBER

Motor Drive Assembly

CONTENTS
SELECT ASSEMBLY TITLE,
LOCATE PAGE NUMBER
TO FIND PARTS LIST




ILLUSTRATION
LOCATE THE PART AND
INDEX NUMBER FOR
ITEM IDENTIFICATION

PARTS LIST
LOCATE INDEX NUMBER
FOR PART NUMBER,
ITEM DESCRIPTION, ETC

REV.	INDEX NO.	EQUIPMENT PART NUMBER	ITEM DESCRIPTION	MOD. LEVEL		NO. REQUIRED
				C	D	
43-	-1	00	MOTOR DRIVE ASSEMBLY, 30 HERTZ			
		01	MOTOR DRIVE ASSEMBLY, 50 HERTZ			
		02	SCRW, MACHNE, PAN HEAD, 4-40 X 5/16			
		03	WASHER, LOCK, SPRING, 4			
		04	WASHER, FLAT, 4			
		05	SPACER, 3/16			
		06	BEARING, BALL, 3/16 X 1/2 X 3/8			
		07	SCRW, SET, SOCKET HEAD, 10-32 X 1/2			
		08	WASHER, FLAT, 10-32 X 1/2			
		09	SCRW, SET, SOCKET HEAD, 10-32 X 1/2			
		10	WASHER, FLAT, 10-32 X 1/2			
		11	SCRW, SET, SOCKET HEAD, 10-32 X 1/2			
		12	WASHER, FLAT, 10-32 X 1/2			
		13	SCRW, SET, SOCKET HEAD, 10-32 X 1/2			
		14	WASHER, FLAT, 10-32 X 1/2			
		15	SCRW, SET, SOCKET HEAD, 10-32 X 1/2			
		16	WASHER, FLAT, 10-32 X 1/2			
		17	SCRW, SET, SOCKET HEAD, 10-32 X 1/2			
		18	WASHER, FLAT, 10-32 X 1/2			
		19	SCRW, SET, SOCKET HEAD, 10-32 X 1/2			
		20	WASHER, FLAT, 10-32 X 1/2			
		21	SCRW, SET, SOCKET HEAD, 10-32 X 1/2			
		22	WASHER, FLAT, 10-32 X 1/2			
		23	SCRW, SET, SOCKET HEAD, 10-32 X 1/2			
		24	WASHER, FLAT, 10-32 X 1/2			
		25	SCRW, SET, SOCKET HEAD, 10-32 X 1/2			
		26	WASHER, FLAT, 10-32 X 1/2			
		27	SCRW, SET, SOCKET HEAD, 10-32 X 1/2			
		28	WASHER, FLAT, 10-32 X 1/2			
		29	SCRW, SET, SOCKET HEAD, 10-32 X 1/2			
		30	WASHER, FLAT, 10-32 X 1/2			
		31	SCRW, SET, SOCKET HEAD, 10-32 X 1/2			
		32	WASHER, FLAT, 10-32 X 1/2			
		33	SCRW, SET, SOCKET HEAD, 10-32 X 1/2			
		34	WASHER, FLAT, 10-32 X 1/2			
		35	SCRW, SET, SOCKET HEAD, 10-32 X 1/2			
		36	WASHER, FLAT, 10-32 X 1/2			
		37	SCRW, SET, SOCKET HEAD, 10-32 X 1/2			
		38	WASHER, FLAT, 10-32 X 1/2			
		39	SCRW, SET, SOCKET HEAD, 10-32 X 1/2			
		40	WASHER, FLAT, 10-32 X 1/2			
		41	SCRW, SET, SOCKET HEAD, 10-32 X 1/2			
		42	WASHER, FLAT, 10-32 X 1/2			
		43	SCRW, SET, SOCKET HEAD, 10-32 X 1/2			
		44	WASHER, FLAT, 10-32 X 1/2			
		45	SCRW, SET, SOCKET HEAD, 10-32 X 1/2			
		46	WASHER, FLAT, 10-32 X 1/2			
		47	SCRW, SET, SOCKET HEAD, 10-32 X 1/2			
		48	WASHER, FLAT, 10-32 X 1/2			
		49	SCRW, SET, SOCKET HEAD, 10-32 X 1/2			
		50	WASHER, FLAT, 10-32 X 1/2			
		51	SCRW, SET, SOCKET HEAD, 10-32 X 1/2			
		52	WASHER, FLAT, 10-32 X 1/2			
		53	SCRW, SET, SOCKET HEAD, 10-32 X 1/2			
		54	WASHER, FLAT, 10-32 X 1/2			
		55	SCRW, SET, SOCKET HEAD, 10-32 X 1/2			
		56	WASHER, FLAT, 10-32 X 1/2			
		57	SCRW, SET, SOCKET HEAD, 10-32 X 1/2			
		58	WASHER, FLAT, 10-32 X 1/2			
		59	SCRW, SET, SOCKET HEAD, 10-32 X 1/2			
		60	WASHER, FLAT, 10-32 X 1/2			
		61	SCRW, SET, SOCKET HEAD, 10-32 X 1/2			
		62	WASHER, FLAT, 10-32 X 1/2			
		63	SCRW, SET, SOCKET HEAD, 10-32 X 1/2			
		64	WASHER, FLAT, 10-32 X 1/2			
		65	SCRW, SET, SOCKET HEAD, 10-32 X 1/2			
		66	WASHER, FLAT, 10-32 X 1/2			
		67	SCRW, SET, SOCKET HEAD, 10-32 X 1/2			
		68	WASHER, FLAT, 10-32 X 1/2			
		69	SCRW, SET, SOCKET HEAD, 10-32 X 1/2			
		70	WASHER, FLAT, 10-32 X 1/2			
		71	SCRW, SET, SOCKET HEAD, 10-32 X 1/2			
		72	WASHER, FLAT, 10-32 X 1/2			
		73	SCRW, SET, SOCKET HEAD, 10-32 X 1/2			
		74	WASHER, FLAT, 10-32 X 1/2			
		75	SCRW, SET, SOCKET HEAD, 10-32 X 1/2			
		76	WASHER, FLAT, 10-32 X 1/2			
		77	SCRW, SET, SOCKET HEAD, 10-32 X 1/2			
		78	WASHER, FLAT, 10-32 X 1/2			
		79	SCRW, SET, SOCKET HEAD, 10-32 X 1/2			
		80	WASHER, FLAT, 10-32 X 1/2			
		81	SCRW, SET, SOCKET HEAD, 10-32 X 1/2			
		82	WASHER, FLAT, 10-32 X 1/2			
		83	SCRW, SET, SOCKET HEAD, 10-32 X 1/2			
		84	WASHER, FLAT, 10-32 X 1/2			
		85	SCRW, SET, SOCKET HEAD, 10-32 X 1/2			
		86	WASHER, FLAT, 10-32 X 1/2			
		87	SCRW, SET, SOCKET HEAD, 10-32 X 1/2			
		88	WASHER, FLAT, 10-32 X 1/2			
		89	SCRW, SET, SOCKET HEAD, 10-32 X 1/2			
		90	WASHER, FLAT, 10-32 X 1/2			
		91	SCRW, SET, SOCKET HEAD, 10-32 X 1/2			
		92	WASHER, FLAT, 10-32 X 1/2			
		93	SCRW, SET, SOCKET HEAD, 10-32 X 1/2			
		94	WASHER, FLAT, 10-32 X 1/2			
		95	SCRW, SET, SOCKET HEAD, 10-32 X 1/2			
		96	WASHER, FLAT, 10-32 X 1/2			
		97	SCRW, SET, SOCKET HEAD, 10-32 X 1/2			
		98	WASHER, FLAT, 10-32 X 1/2			
		99	SCRW, SET, SOCKET HEAD, 10-32 X 1/2			
		100	WASHER, FLAT, 10-32 X 1/2			

A
B
C
D
E
F

INTRODUCTION

A

THE MODEL LEVEL COLUMN REFERENCES THE QUANTITY OF EACH ITEM USED IN AN ASSEMBLY TO A PARTICULAR UNIT. MODEL 'A' IS 60 HERTZ. MODEL 'B' IS 50 HERTZ. MODEL 'C' IS 60 HERTZ.

B

THE INDEX NUMBER COLUMN PROVIDES A CROSS REFERENCE BETWEEN THE PARTS LIST AND THE ASSOCIATED FIGURE. THE NUMBER BEFORE THE HYPEN IS THE FIGURE NUMBER TO WHICH IT APPLIES. THE NUMBER AFTER THE HYPEN IS THE CALLOUT NUMBER ON THE FIGURE.

C

THE 'NUMBER REQUIRED' COLUMNS PROVIDE THE QUANTITY OF EACH ITEM USED IN THAT ASSEMBLY. AR=AS REQUIRED.

D

IF AN ASSEMBLY IS NOT BROKEN DOWN IMMEDIATELY AFTER BEING LISTED, A FIGURE NUMBER WILL REFERENCE THE LOCATION WHERE THE BREAKDOWN IS MADE.

E

THE RELATIONSHIP OF AN ITEM TO ITS NEXT HIGHER ASSEMBLY IS INDICATED IN THE 'ASSEMBLY LEVEL' COLUMN. THE 'A' LEVEL IS PART OF THE FIRST PRECEDING 'AA' LEVEL. THE 'CA' LEVEL IS PART OF THE FIRST PRECEDING 'BA' LEVEL, ETC..

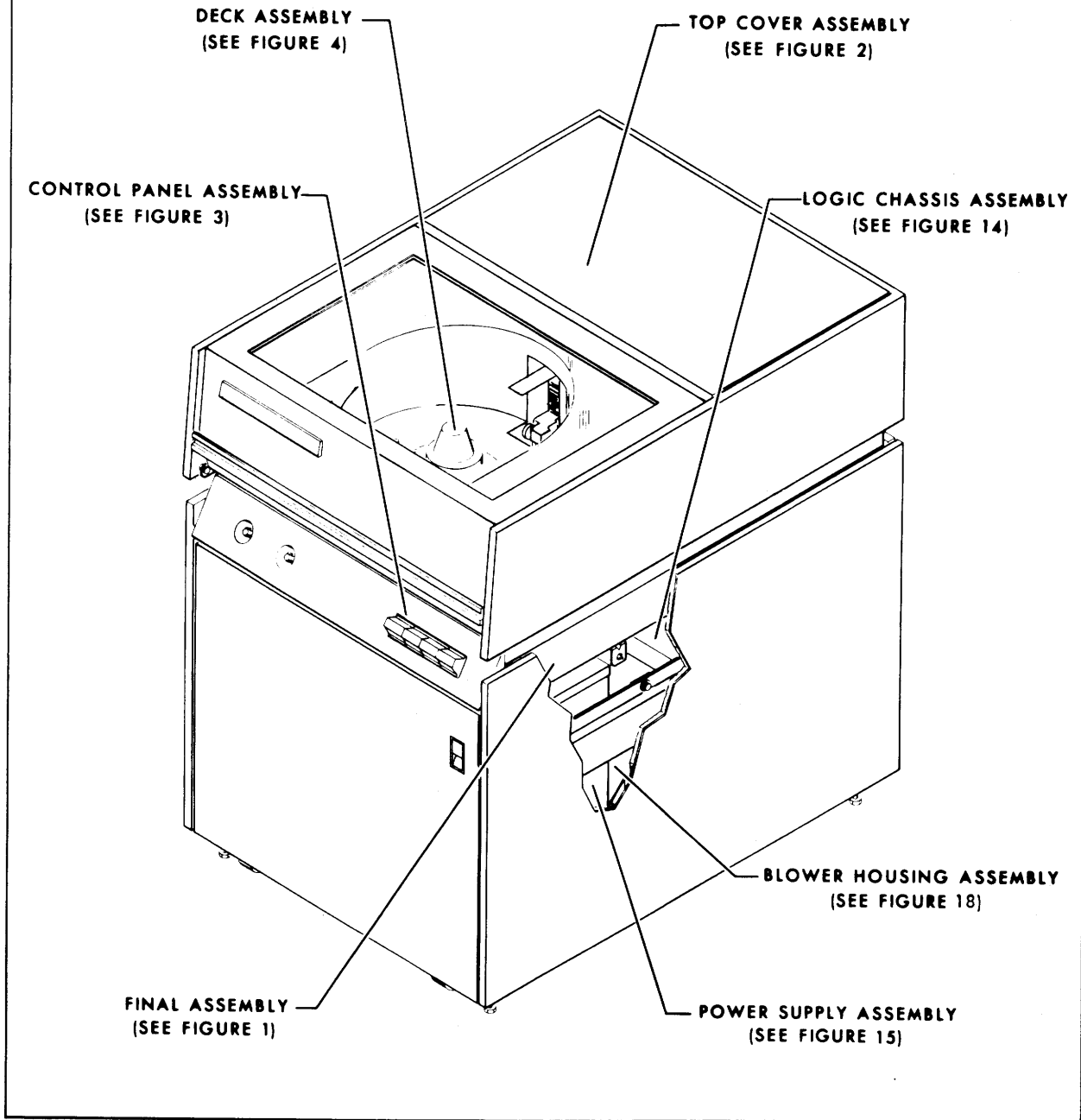
F

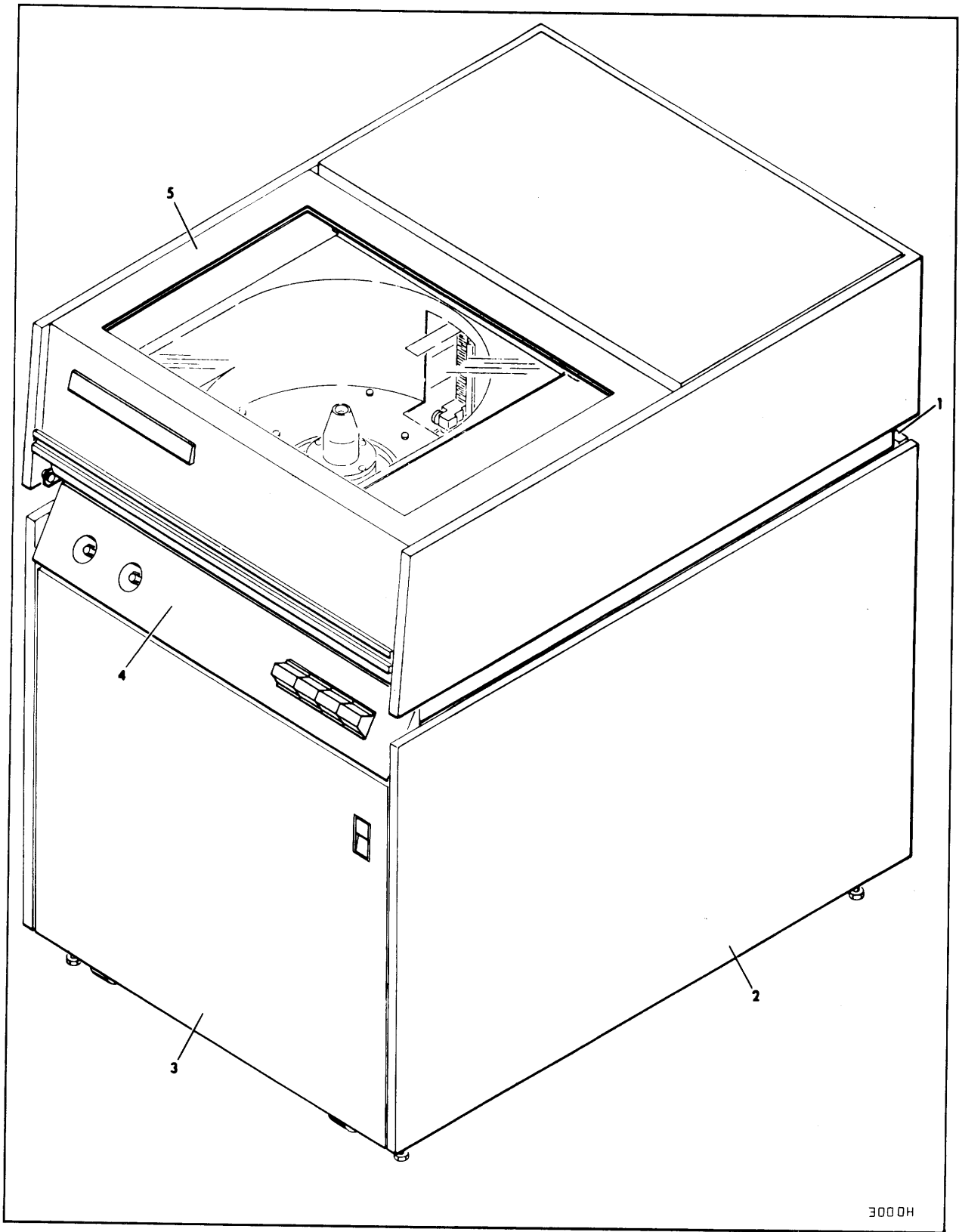
IN SOME CASES RELATED ITEMS APPEAR ON CERTAIN FIGURES FOR IDENTIFICATION PURPOSES ALTHOUGH THEY ARE NOT PART OF THE ASSEMBLY. THESE ITEMS MUST BE ORDERED AS INDIVIDUAL PIECES OR WITH THEIR RESPECTIVE ASSEMBLY.



DISK STORAGE UNIT

LOCATOR





3000H

FIGURE 1. DSU FINAL ASSEMBLY (SHEET 1 OF 3)

ASSY LEVEL	INDEX NO.	EQUIPMENT PART NUMBER	ITEM DESCRIPTION	MOD. LEVEL				
				A	B	C		
				NO. REQUIRED				
A	1-	75001007	FINAL ASSEMBLY (SHEET 1 OF 3)	1	-	-		
A	1-	75001008	FINAL ASSEMBLY	-	1	-		
A	1-	75001009	FINAL ASSEMBLY	-	-	-		
B	-1	70731002	REAR DOOR ASSEMBLY	-	-	1		
C	-	70738649	DOOR, REAR	1	1	1		
C	-	94221400	LATCH, FLUSH	1	1	1		
C	-	94224907	SPACER, SLAM LATCH	1	1	1		
C	-	92633015	BUMPER, GROMMET TYPE	2	2	2		
C	-	92373003	NYLINER, SNAP IN	3	3	3		
C	-	40080226	PANEL, ACOUSTICAL	1	1	1		
C	-	70948500	PIN, HINGE	1	1	1		
C	-	40080213	PANEL, ACOUSTICAL	1	1	1		
C	-	40080214	PANEL, ACOUSTICAL	1	1	1		
B	-2	70731202	SIDE PANEL ASSEMBLY	1	1	1		
C	-	70727548	PANEL, SIDE	2	2	2		
C	-	40029900	BRACKET, SUPPORT	1	1	1		
C	-	40029901	BRACKET, SUPPORT	1	1	1		
C	-	40029800	BRACKET, RECEPTACLE	1	1	1		
C	-	93592238	SCREW, MACHINE, HEXAGON WASHER HEAD, SELF TAPPING, 10-24 x 3/8	2	2	2		
C	-	40080218	PANEL, ACOUSTICAL	8	8	8		
C	-	40080219	PANEL, ACOUSTICAL	2	2	2		
C	-	94303500	RECEPTACLE, CLIP IN	1	1	1		
C	-	92633003	BUMPER, GROMMET TYPE	2	2	2		
B	-3	70731102	FRONT DOOR ASSEMBLY	4	4	4		
C	-	70738749	DOOR, FRONT	1	1	1		
C	-	94221400	LATCH, FLUSH	1	1	1		
C	-	94224906	SPACER, LATCH	1	1	1		
C	-	92633015	BUMPER, GROMMET TYPE	1	1	1		
C	-	92373003	NYLINER, SNAP IN	2	2	2		
C	-	40080222	PANEL ACOUSTICAL	3	3	3		
C	-	70948500	PIN, HINGE	2	2	2		
C	-	40080216	PANEL, ACOUSTICAL	1	1	1		
C	-	40080217	PANEL, ACOUSTICAL	1	1	1		
B	-4		CONTROL PANEL ASSEMBLY (SEE FIGURE 3)	1	1	1		
B	-5		TOP COVER ASSEMBLY (SEE FIGURE 2)	1	1	1		
B	-	73532300	LOGIC CARD COMPLIMENT	1	1	1		
C	-	50185700	COMPONENT ASSEMBLY, TYPE 9FQN	1	1	1		
C	-	54118103	COMPONENT ASSEMBLY, TYPE BCWV	1	1	1		
C	-	54191707	COMPONENT ASSEMBLY, TYPE EWEV	1	1	1		
C	-	50108912	COMPONENT ASSEMBLY, TYPE FAYN	1	1	1		
C	-	54170101	COMPONENT ASSEMBLY, TYPE IUA V(SERIES CODE 12 & BELOW)	1	1	1		
C	-	54171300	COMPONENT ASSEMBLY, TYPE IUDV(SERIES CODE 13 & ABOVE)	1	1	1		
C	-	94199302	COMPONENT ASSEMBLY, TYPE IWZV	1	1	1		
C	-	50102104	COMPONENT ASSEMBLY, TYPE OAFN	2	2	2		
C	-	54110100	COMPONENT ASSEMBLY, TYPE OCAV	1	1	1		
C	-	54115300	COMPONENT ASSEMBLY, TYPE OCPV	1	1	1		
C	-	54116501	COMPONENT ASSEMBLY, TYPE OCSV	1	1	1		
C	-	54116902	COMPONENT ASSEMBLY, TYPE ICTV(SERIES CODE 12 & BELOW)	1	1	1		
C	-	54116903	COMPONENT ASSEMBLY, TYPE ACTV(SERIES CODE 13 & ABOVE)	1	1	1		
C	-	54117301	COMPONENT ASSEMBLY, TYPE OCUV	1	1	1		
C	-	54117700	COMPONENT ASSEMBLY, TYPE OCVV	1	1	1		
C	-	54118901	COMPONENT ASSEMBLY, TYPE OCVV	1	1	1		
C	-	54120100	COMPONENT ASSEMBLY, TYPE OCVV	1	1	1		
C	-	54150100	COMPONENT ASSEMBLY, TYPE OPAV	1	1	1		
C	-	54150500	COMPONENT ASSEMBLY, TYPE OSAV	3	3	3		
C	-	54190100	COMPONENT ASSEMBLY, TYPE OSBV	1	1	1		
C	-	54191301	COMPONENT ASSEMBLY, TYPE OWAV	2	2	2		
C	-	54198900	COMPONENT ASSEMBLY, TYPE IWDV	1	1	1		
C	-	54188901	COMPONENT ASSEMBLY, TYPE OWYV	3	3	3		
C	-	54188900	COMPONENT ASSEMBLY, TYPE AVYV(SERIES CODE 13 & ABOVE)	1	1	1		
C	-	54141300	COMPONENT ASSEMBLY, TYPE IVYV(SERIES CODE 12 & BELOW)	1	1	1		
C	-	54161301	COMPONENT ASSEMBLY, TYPE ORDV	5	5	5		
C	-	54190900	COMPONENT ASSEMBLY, TYPE ITDV	8	8	8		
C	-	54198500	COMPONENT ASSEMBLY, TYPE OWCV	2	2	2		
C	-	54141700	COMPONENT ASSEMBLY, TYPE IWNV	1	1	1		
C	-	54118500	COMPONENT ASSEMBLY, TYPE OREV	1	1	1		
C	-	54118500	COMPONENT ASSEMBLY, TYPE OCVV	1	1	1		

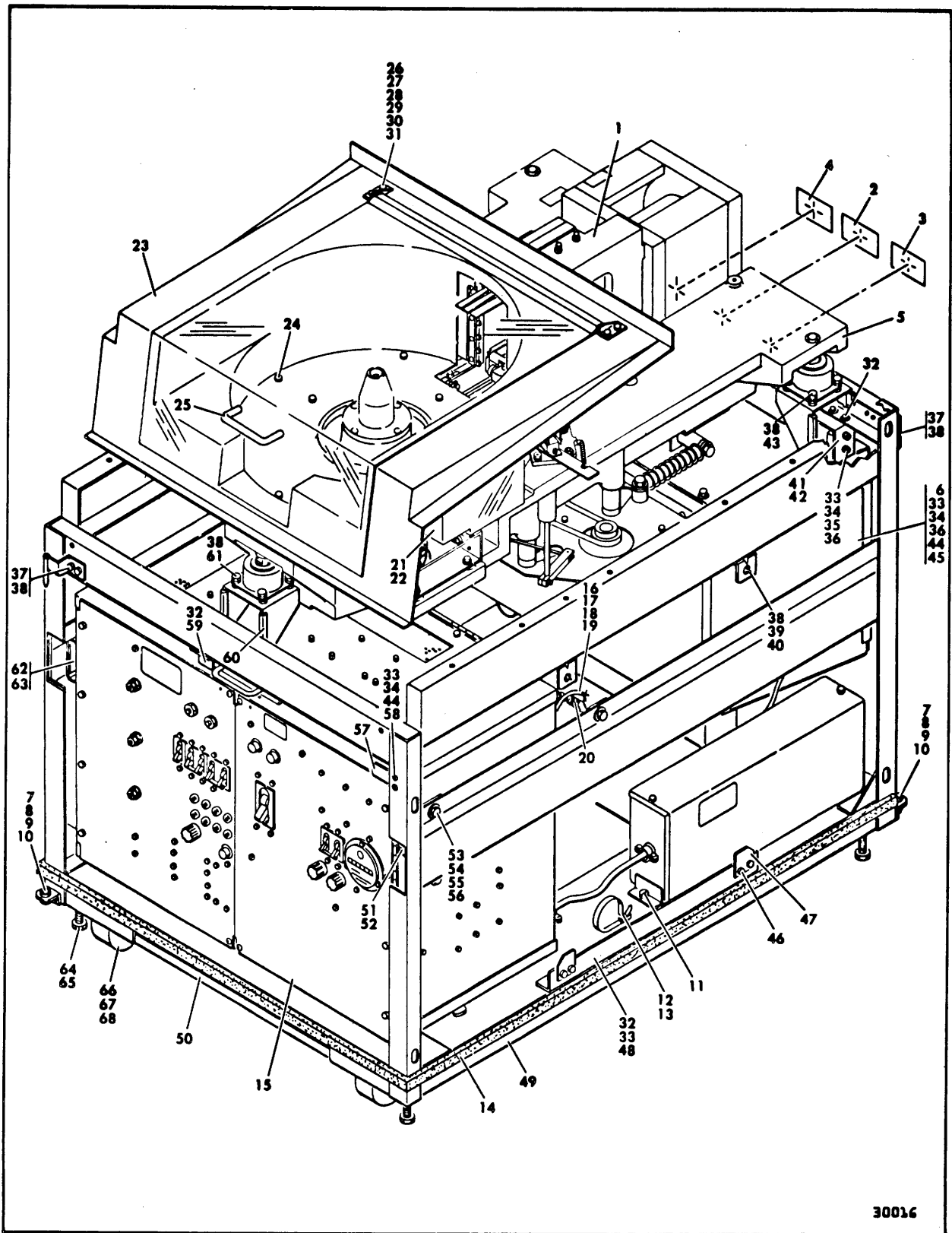


FIGURE 1. DSU FINAL ASSEMBLY (SHEET 2 OF 3)

ASSY LEVEL	INDEX NO.	EQUIPMENT PART NUMBER	ITEM DESCRIPTION	MOD. LEVEL				
				A	B	C		
				NO. REQUIRED				
A	1-		FINAL ASSEMBLY (SHEET 2 OF 3)	1	1	1		
B	-1		ACTUATOR ASSEMBLY (SEE FIGURE 11)	1	1	1		
B	-2	15000700	PLATE, IDENTIFICATION, EQUIPMENT	1	1	1		
B	-3	15001201	PLATE, IDENTIFICATION, CABINET	1	1	1		
B	-4	94224651	LABEL, INFORMATION	1	1	1		
B	-5		DECK ASSEMBLY (SEE FIGURE 4)	1	1	1		
B	-6		LOGIC CHASSIS ASSEMBLY (SEE FIGURE 14)	1	1	1		
B	-7	10127142	SCREW, MACHINE, PAN HEAD, PHILLIPS, 10-32 x 3/8	4	4	4		
B	-8	10126105	WASHER, LOCK, INTERNAL TOOTH, 10	4	4	4		
B	-9	70948720	HINGE, DOOR	2	2	2		
B	-10	92373004	NYLINER, SNAP IN	2	2	2		
B	-11	93592240	SCREW, MACHINE, HEXAGON WASHER HEAD, SELF-TAPPING, 10-24 x 1/2	2	2	2		
B	-12	93592238	SCREW, MACHINE, HEXAGON WASHER HEAD, SELF-TAPPING, 10-24 x 3/8	1	1	1		
B	-13	94277406	STRAP, CABLE TIE	1	1	1		
B	-14	94001126	TAPE, FOAM	AR	AR	AR		
B	-15		POWER SUPPLY ASSEMBLY (SEE FIGURE 15)	1	1	1		
B	-16	10125106	NUT, HEXAGON, 8-32	1	1	1		
B	-17	10126402	WASHER, LOCK, EXTERNAL TOOTH, 8	2	2	2		
B	-18	94281402	CABLE, GROUND	2	2	2		
B	-19	94277401	STRAP, CABLE TIE	5	5	5		
B	-20	70737100	SPRING, CABLE	1	1	1		
B	-21	17901523	SCREW, MACHINE, THREAD ROLL, PHILLIPS, 10-32 x 3/8	1	1	1		
B	-22	73222900	COVER, BRUSH (S/N 7374 AND BELOW)	1	1	1		
B	-22	75091200	COVER, BRUSH (S/N 7375 AND ABOVE)	1	1	1		
B	-23	46488900	SHROUD, PACK (S/N 7374 AND BELOW)	1	1	1		
B	-23	75091100	SHROUD, PACK (S/N 7375 AND ABOVE)	1	1	1		
B	-24	10127113	SCREW, MACHINE, PAN HEAD, PHILLIPS, 6-32 x 3/8	11	11	11		
B	-25	73102900	SHROUD COVER ASSEMBLY (S/N 6571 AND BELOW)	1	1	1		
B	-25	75080700	SHROUD COVER ASSEMBLY (S/N 6572 AND ABOVE)	1	1	1		
C	-	46487400	COVER, SHROUD	1	1	1		
C	-	46483000	RETAINER	1	1	1		
C	-	10125713	SCREW, MACHINE, FLAT HEAD, PHILLIPS, 6-32 x 5/16	7	7	7		
C	-	93972014	HANDLE, INNER COVER (S/N 6571 AND BELOW)	1	1	1		
C	-	75051000	HANDLE, INNER COVER (S/N 6572 AND ABOVE)	1	1	1		
C	-	10125714	SCREW, MACHINE, FLAT HEAD, PHILLIPS, 6-32 x 3/8	2	2	2		
C	-	10126103	WASHER, LOCK, INTERNAL TOOTH, 6 (S/N 6572 AND ABOVE)	2	2	2		
C	-	10125105	NUT, HEXAGON, 6-32 (S/N 6572 AND ABOVE)	2	2	2		
B	-26	10127123	SCREW, MACHINE, PAN HEAD, PHILLIPS, 8-32 x 1/2	4	4	4		
B	-27	10125606	WASHER, FLAT, 8	4	4	4		
B	-28	10125804	WASHER, LOCK, SPRING, 8	4	4	4		
B	-29	41274002	BEARING	2	2	2		
B	-30	46492700	HINGE, RETAINER	1	1	1		
B	-	46492701	HINGE, RETAINER	1	1	1		
B	-31	10125106	NUT, HEXAGON, 8-32	4	4	4		
B	-	73598600	FRAME ASSEMBLY	1	1	1		
C	-32	93592238	SCREW, MACHINE, HEXAGON WASHER HEAD, SELF-TAPPING, 10-24 x 3/8	8	8	8		
C	-33	10125607	WASHER, FLAT, 10	16	16	16		
C	-34	10125108	NUT, HEXAGON, 10-32	12	12	12		
C	-35	10127146	SCREW, MACHINE, PAN HEAD, PHILLIPS, 10-32 x 7/8	2	2	2		
C	-36	10126105	WASHER, LOCK, INTERNAL TOOTH, 10	9	9	9		
C	-37	70948800	HINGE, TOP, REAR COVER	2	2	2		
C	-38	93592240	SCREW, MACHINE, HEXAGON WASHER HEAD, SELF-TAPPING, 10-24 x 1/2	24	24	24		
C	-39	40011900	BRACKET STUD ASSEMBLY	4	4	4		
C	-40	45720600	PLATE, BACKING	4	4	4		
C	-41	72989000	BRACKET, STOP	1	1	1		
C	-42	70741800	LATCH, STOP	1	1	1		
C	-43	94245300	ISOLATOR, VIBRATION	2	2	2		
C	-44	10125748	SCREW, MACHINE, FLAT HEAD, PHILLIPS, CROSS RECESSED, 10-32 x 5/8	10	10	10		
C	-45	70740700	BRACKET, HINGE	2	2	2		
C	-46	93592200	SCREW, MACHINE, HEXAGON WASHER HEAD, SELF-TAPPING, 8-32 x 3/8	8	8	8		
C	-47	40029600	SLIDE, SIDE PANEL	4	4	4		
C	-48	40029700	HANGER, SIDE PANEL	2	2	2		
C	-49	73189120	FRAME	1	1	1		
C	-50	92682017	FILTER, AIR	1	1	1		



ASSY LEVEL	INDEX NO.	EQUIPMENT PART NUMBER	ITEM DESCRIPTION	MOD. LEVEL				
				A	B	C		
				NO. REQUIRED				
A	1-		FINAL ASSEMBLY (SHEET 2 OF 3) CONT'D	1	1	1		
C	-51	94243502	SLIDE ASSEMBLY, RIGHT STATIONARY	1	1	1		
C	-52	94222904	CHANNEL, RIGHT HAND	1	1	1		
C	-53	10126502	SCREW, MACHINE, HEXAGON HEAD, 1/4-20 x 3/4	8	8	8		
C	-54	10125608	WASHER, FLAT, 1/4	8	8	8		
C	-55	10126106	WASHER, LOCK, INTERNAL TOOTH, 1/4	8	8	8		
C	-56	10125301	NUT, HEXAGON, 1/4-20	8	8	8		
C	-57	70728200	CATCH, DOOR	2	2	2		
C	-58	10125805	WASHER, LOCK, SPRING, 10	4	4	4		
C	-59	73127600	BRACKET, CATCH	1	1	1		
C	-60	94237703	TRIM, SAFETY, BLACK	AR	AR	AR		
C	-61	94245301	ISOLATOR, VIBRATION	1	1	1		
C	-62	94243503	SLIDE ASSEMBLY, LEFT STATIONARY	1	1	1		
C	-63	94222905	CHANNEL, LEFT HAND	1	1	1		
C	-64	93006035	NUT, JAM, HEXAGON, 1/2-13	4	4	4		
C	-65	93697014	LEVELER	4	4	4		
C	-66	10126513	SCREW, MACHINE, HEXAGON HEAD, 5/16-18 x 1/2	16	16	16		
C	-67	10125807	WASHER, LOCK, SPRING, 5/16	16	16	16		
C	-68	92703013	CASTER	4	4	4		

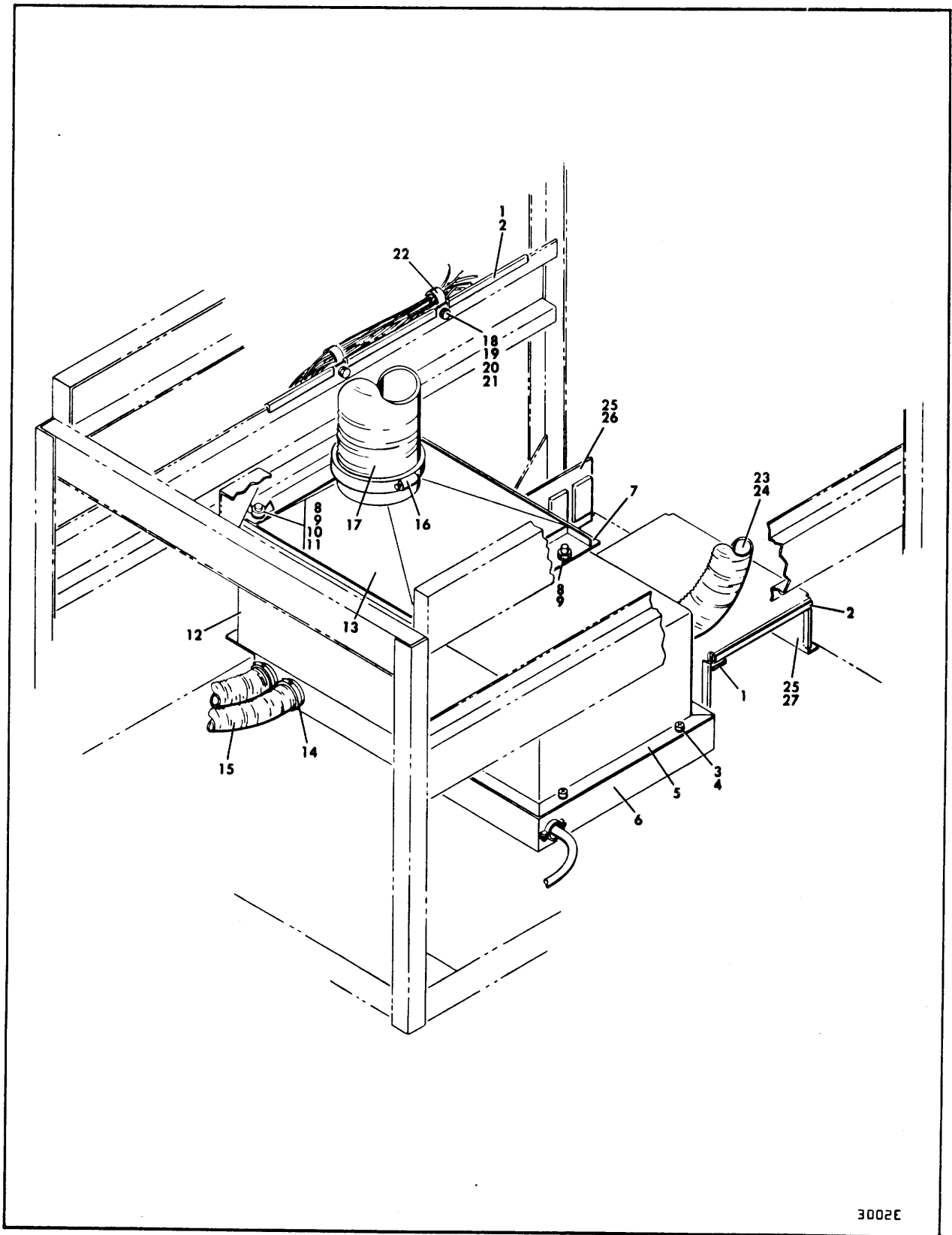


FIGURE 1. DSU FINAL ASSEMBLY (SHEET 3 OF 3)

ASSY LEVEL	INDEX NO.	EQUIPMENT PART NUMBER	ITEM DESCRIPTION	MOD. LEVEL			NO. REQUIRED		
				A	B	C			
A	1-		FINAL ASSEMBLY (SHEET 3 OF 3)	1	1	1			
C	-1	41282100	CLIP, SAFETY TRIM	1	1	1			
C	-2	94237703	TRIM, SAFETY, BLACK	AR	AR	AR			
C	-3	10127123	SCREW, MACHINE, PAN HEAD, PHILLIPS, 8-32 x 1/2	4	4	4			
C	-4	10126104	WASHER, LOCK, INTERNAL TOOTH, 8	4	4	4			
C	-5	70727200	COVER, BLOWER	1	1	1			
C	-6		BLOWER HOUSING ASSEMBLY (SEE FIGURE 18)	1	1	1			
C	-7	70727100	CLAMP, COVER	1	1	1			
C	-8	10125107	NUT, HEXAGON, 10-24	4	4	4			
C	-9	10126105	WASHER, LOCK, INTERNAL TOOTH, 10	4	4	4			
C	-10	73539700	ROD, THREADED	2	2	2			
C	-11	93041011	WINGNUT	2	2	2			
C	-12	94301100	FILTER, AIR	1	1	1			
C	-13	70726800	COVER, FILTER, BLOWER	1	1	1			
B	-14	94275206	CLAMP, HOSE	4	4	4			
B	-15	94311618	HOSE, FLEXIBLE	2	2	2			
B	-16	94275216	CLAMP, HOSE	2	2	2			
B	-17	94311600	HOSE, FLEXIBLE	1	1	1			
B	-18	10127123	SCREW, MACHINE, PAN HEAD, PHILLIPS, 8-32 x 1/2	2	2	2			
B	-19	10126104	WASHER, LOCK, INTERNAL TOOTH, 8	2	2	2			
B	-20	10125606	WASHER, FLAT, 8	2	2	2			
B	-21	10125106	NUT, HEXAGON, 8-32	2	2	2			
B	-22	92602013	CLAMP, CABLE, NYLON	2	2	2			
B	-23	94275207	CLAMP, HOSE	2	2	2			
B	-24	94311619	HOSE, FLEXIBLE	1	1	1			
B	-25	93592240	SCREW, MACHINE, HEXAGON WASHER HEAD, SELF TAPPING, 10-32 x 5/8	6	6	6			
B	-26	73534402	CONNECTOR CHASSIS ASSEMBLY	1	1	1			
C	-	93642005	SOCKET, GUIDE, CORNER, CONNECTOR	4	4	4			
C	-	93643006	JACKSCREW, MALE	4	4	4			
C	-	93643004	PIN, GUIDE	4	4	4			
C	-	93643005	SOCKET, GUIDE, CORNER, CONNECTOR	2	2	2			
C	-	93643007	JACKSCREW, FEMALE	2	2	2			
C	-	94208500	LABEL	1	1	1			
C	-		CABLE ASSEMBLY, I. O., W7 (SEE FIGURE 19)	1	1	1			
C	-		CABLE ASSEMBLY, I. O., W8 (SEE FIGURE 19)	1	1	1			
C	-	93642004	PIN, GUIDE, CORNER, CONNECTOR	4	4	4			
C	-	72982600	CHASSIS, CONNECTOR	1	1	1			
B	-27	70727800	COVER, CABLE	1	1	1			

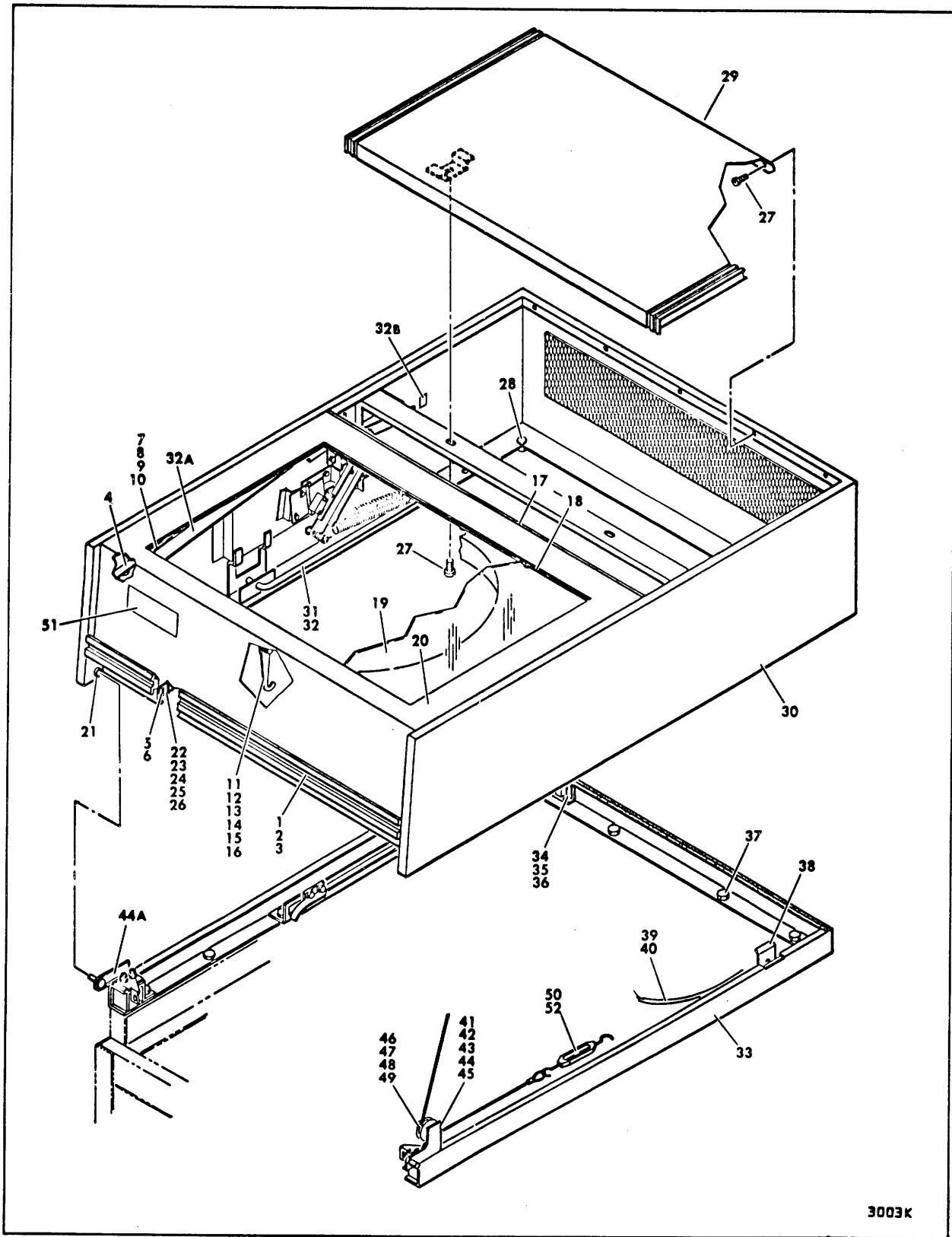
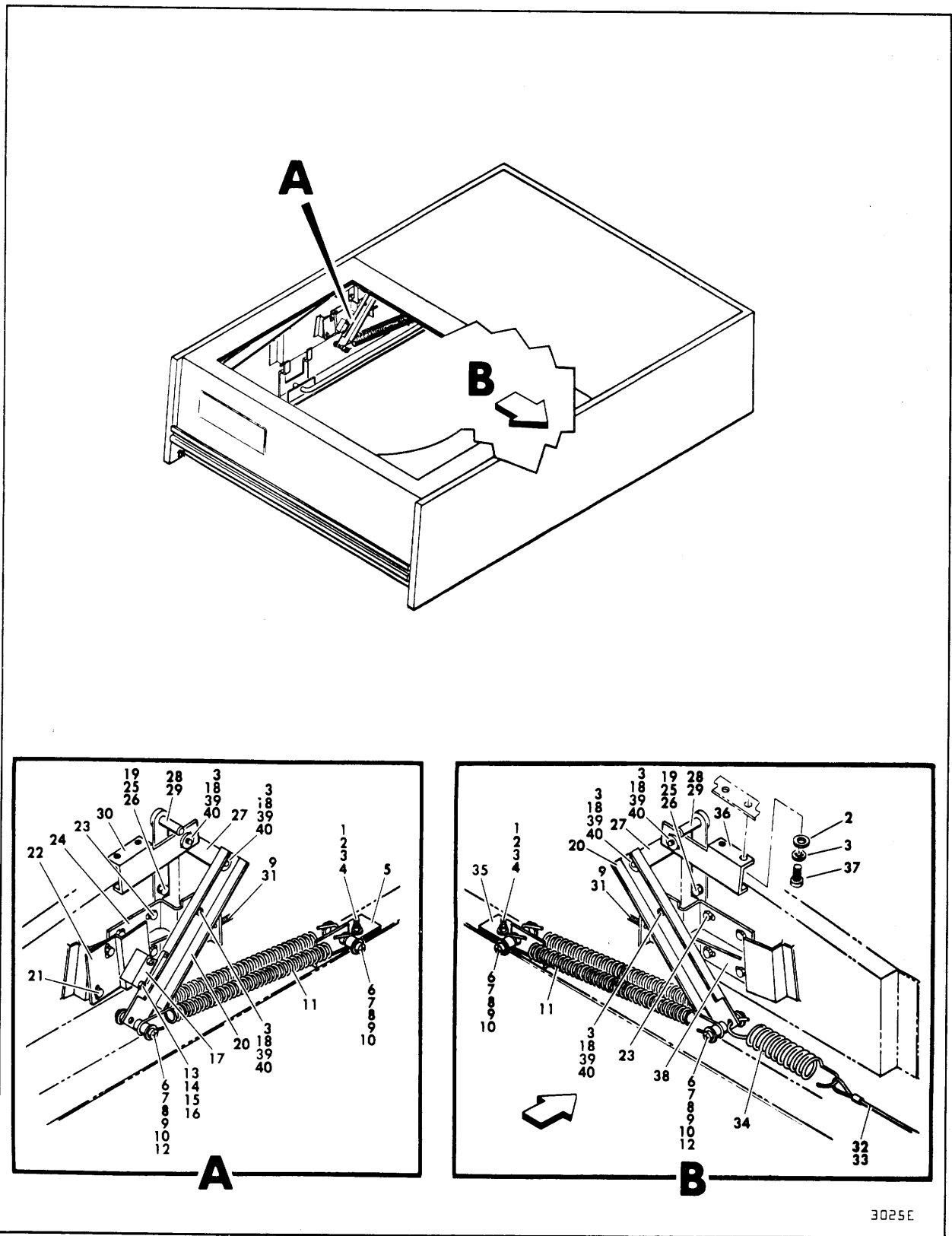


FIGURE 2. TOP COVER ASSEMBLY (SHEET 1 OF 2)

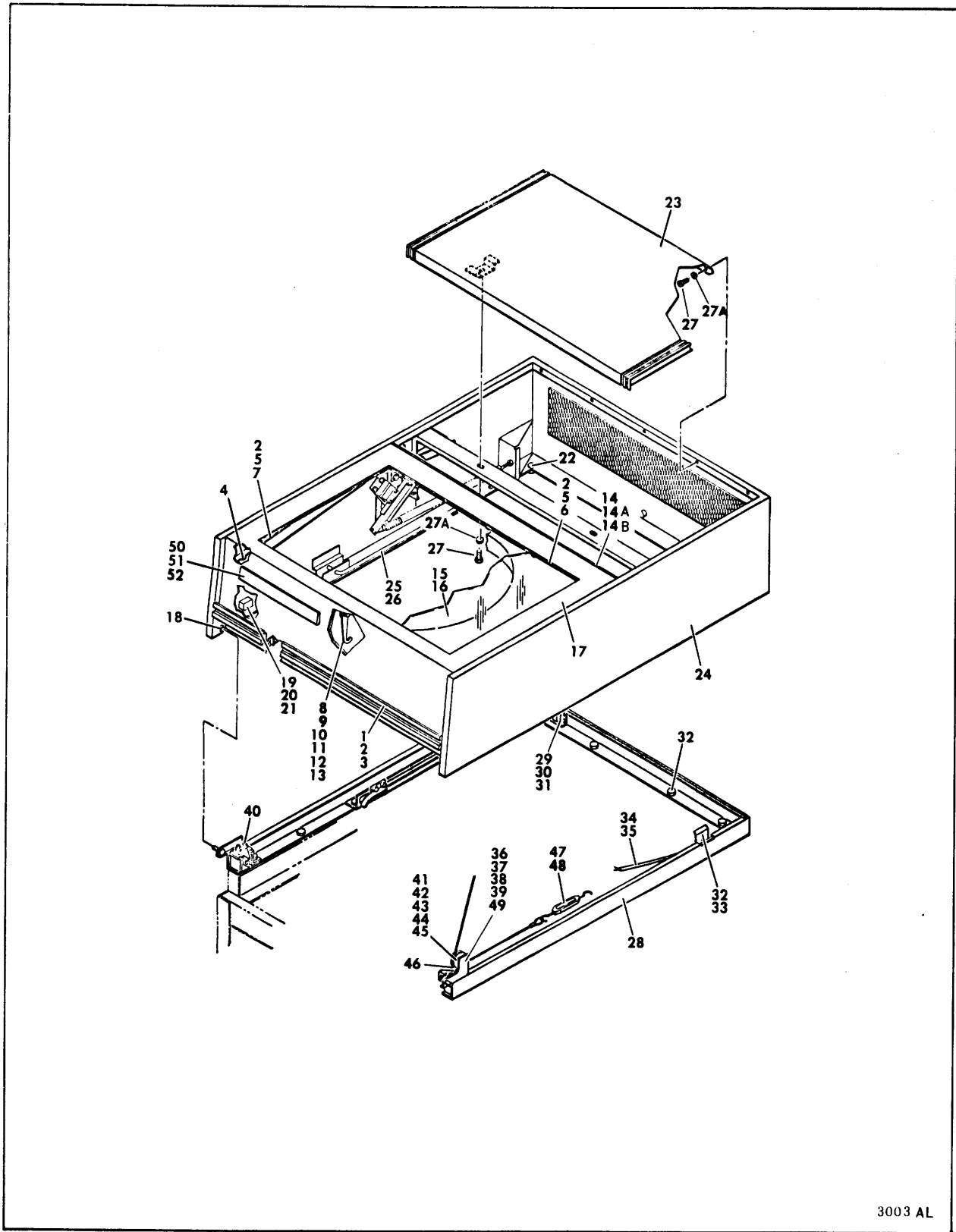
ASSY LEVEL	INDEX NO.	EQUIPMENT PART NUMBER	ITEM DESCRIPTION	MOD. LEVEL						
				A	B	C				
				NO. REQUIRED						
B	2-	73213305	TOP COVER ASSEMBLY (SHEET 1 OF 2) (SERIES CODE 08 AND BELOW)							
B	2-	73240705	TOP COVER ASSEMBLY (SERIES CODE 09-10)	1	1	1				
C	-	73213104	PACK ACCESS COVER ASSEMBLY (SERIES CODE 08 AND BELOW)	1	1	1				
C	-	73240504	PACK ACCESS COVER ASSEMBLY (SERIES CODE 09-10)	1	1	1				
D	-1	10127111	SCREW, MACHINE, PAN HEAD, PHILLIPS, 6-32 x 1/4	14	14	14				
D	-2	10126103	WASHER, LOCK, INTERNAL TOOTH, 6	14	14	14				
D	-3	70743500	HANDLE, ACCESS COVER	1	1	1				
D	-4	92633013	BUMPER, GROMMET (SERIES CODE 08 AND BELOW)	2	2	2				
D	-5	70743400	STRIKER, MAGNETIC	2	2	2				
D	-6	10125910	SCREW, MACHINE, FLAT HEAD, SLOTTED, 6-32 x 3/8	2	2	2				
D	-7	72990995	RETAINER, GLASS (SERIES CODE 08 AND BELOW)	2	2	2				
D	-7	73511495	RETAINER, GLASS (SERIES CODE 09-10)	1	1	1				
D	-8	94060006	CHANNEL, RUBBER (SERIES CODE 08 AND BELOW)	AR	AR	AR				
D	-8	94060008	CHANNEL, RUBBER (SERIES CODE 09 AND ABOVE)	AR	AR	AR				
D	-9	10125803	WASHER, LOCK, SPRING, 6	18	18	18				
D	-10	10125105	NUT, HEXAGON, 6-32	18	18	18				
D	-11	10127122	SCREW, MACHINE, PAN HEAD, PHILLIPS, 8-32 x 3/8	1	1	1				
D	-12	10125606	WASHER, FLAT, 8	1	1	1				
D	-13	10125804	WASHER, SPRING LOCK, 8	1	1	1				
D	-14	73102200	BRACKET, LATCH	1	1	1				
D	-15	46489800	SLEEVE, LATCH	1	1	1				
D	-16	46492600	LATCH	1	1	1				
D	-17	70949100	HINGE, VARIABLE	1	1	1				
D	-18	72991095	RETAINER, GLASS (SERIES CODE 08 AND BELOW)	2	2	2				
D	-18	73511595	RETAINER, GLASS (SERIES CODE 09-10)	1	1	1				
D	-19	40079400	WINDOW, FRONT COVER (SERIES CODE 08 AND BELOW)	1	1	1				
D	-19	40079404	WINDOW, FRONT COVER (SERIES CODE 09 AND ABOVE)	1	1	1				
D	-20	73212995	COVER, PACK ACCESS	1	1	1				
C	-21	92373005	NYLINER, SNAP IN	1	1	1				
C	-22	10125717	SCREW, MACHINE, FLAT HEAD, CROSS RECESS, 6-32 x 3/4	8	8	8				
C	-23	10125605	WASHER, FLAT, 6	8	8	8				
C	-24	10126103	WASHER, LOCK, INTERNAL TOOTH, 6	12	12	12				
C	-25	10125105	NUT, HEXAGON, 6-32	12	12	12				
C	-26	92637001	CATCH, MAGNETIC	2	2	2				
C	-27	93590238	SCREW, MACHINE, PAN HEAD, PHILLIPS, SELF TAPPING 10-24 x 3/8	7	7	7				
C	-28	92633015	BUMPER, GROMMET TYPE	2	2	2				
C	-29	73201295	COVER, REAR	1	1	1				
C	-30	73199948	COVER, TOP	1	1	1				
C	-31	10127113	SCREW, MACHINE, PAN HEAD, PHILLIPS, 6-32 x 3/8	1	1	1				
C	-32	41276800	ROD, RETAINING	1	1	1				
C	-32A	73238848	TRIM, LEFT	1	1	1				
C	-	73238948	TRIM, RIGHT	1	1	1				
C	-32B	94277503	BASE, MOUNTING	4	4	4				
B	-33	73189293	BELT LINE	1	1	1				
B	-34	10127331	SCREW, MACHINE, PAN HEAD, SLOTTED, 6-32 x 3/16	2	2	2				
B	-35	93560001	SWITCH, INTERLOCK	1	1	1				
B	-36	93342096	SCREW, NYLON, PAN HEAD, SLOTTED, 4-40 x 1/4	1	1	1				
B	-37	93592240	SCREW, MACHINE, HEXAGON WASHER HEAD, SELF TAPPING, 10-24 x 1/2	14	14	14				
B	-38	70943300	BRACKET, GUIDE	2	2	2				
B	-39	94277400	CLAMP, CABLE, NYLON	2	2	2				
B	-40	94281413	CABLE, GROUND	1	1	1				
B	-41	10127145	SCREW, MACHINE, PAN HEAD, PHILLIPS, 10-32 x 3/4	4	4	4				
B	-42	10125607	WASHER, FLAT, 10	4	4	4				
B	-43	10125805	WASHER, LOCK, SPRING, 10	4	4	4				
B	-44	72943300	HINGE, TOP COVER, RIGHT	1	1	1				
B	-44A	73108000	HINGE, TOP COVER, LEFT	1	1	1				
B	-45	10125107	NUT, HEXAGON, 10-24	2	2	2				
B	-46	94047042	WASHER, SPECIAL	2	2	2				
B	-47	10126105	WASHER, LOCK, INTERNAL TOOTH, 10	1	1	1				
B	-48	72819200	PULLEY, GUIDE CABLE	1	1	1				
B	-49	72943600	SLEEVE, PULLEY	1	1	1				
B	-50	73224400	TURNBUCKLE	1	1	1				
B	-51	94314019	EMBLEM, EXTERIOR, IDENTIFICATION	1	1	1				
B	-52	10125106	NUT, HEXAGON, 8-32	1	1	1				



3025E

FIGURE 2. TOP COVER ASSEMBLY (SHEET 2 OF 2)

ASSY LEVEL	INDEX NO.	EQUIPMENT PART NUMBER	ITEM DESCRIPTION	MOD. LEVEL			NO. REQUIRED		
				A	B	C			
B	2-	73213305	TOP COVER ASSEMBLY (SHEET 2 OF 2) (SERIES CODE 08 AND BELOW)	1	1	1			
B	2-	73240705	TOP COVER ASSEMBLY (SERIES CODE 09-10)	1	1	1			
C	-1	10125725	SCREW, MACHINE, FLAT HEAD, 8-32 x 1/2	4	4	4			
C	-2	10125606	WASHER, FLAT, 8	8	8	8			
C	-3	10126104	WASHER, LOCK, INTERNAL TOOTH, 8	14	14	14			
C	-4	10125106	NUT, HEXAGON 8-32	4	4	4			
C	-5	72942800	BRACKET, SPRING, LEFT	4	4	4			
C	-6	10127149	SCREW, MACHINE, PAN HEAD, PHILLIPS, 10-32 x 1 1/2	4	4	4			
C	-7	10125805	WASHER, LOCK, SPRING, 10	4	4	4			
C	-8	10125607	WASHER, FLAT, 10	8	8	8			
C	-9	10125108	NUT, HEXAGON, 10-32	6	6	6			
C	-10	40077800	SPOOL, SPRING	6	6	6			
C	-11	41275400	SPRING, EXTENSION	4	4	4			
C	-12	41274800	SPOOL, SPRING	2	2	2			
C	-13	10127106	SCREW, MACHINE, PAN HEAD, PHILLIPS, 4-40 x 5/8	2	2	2			
C	-14	10125603	WASHER, FLAT, 4	6	6	6			
C	-15	10126101	WASHER, LOCK, INTERNAL TOOTH, 4	6	6	6			
C	-16	10125103	NUT, HEXAGON, 4-40	6	6	6			
C	-17	93786005	SWITCH, MINI ACTUATOR	1	1	1			
C	-18	10127123	SCREW, MACHINE, PAN HEAD, PHILLIPS, 8-32 x 1/2	6	6	6			
C	-19	93564002	WASHER, NYLON	4	4	4			
C	-20	72942300	ARM, SPRING PIVOT	2	2	2			
C	-21	93592158	SCREW, MACHINE, HEXAGON, 6-32 x 1/4	2	2	2			
C	-22	73215402	BRACKET, SWITCH	1	1	1			
C	-23	93592240	SCREW, MACHINE, HEXAGON, 10-24 x 1/2	8	8	8			
C	-24	72942500	BRACKET, PIVOT STOP	1	1	1			
C	-25	10126500	SCREW, MACHINE, HEXAGON 1/4-20 x 1/2	4	4	4			
C	-26	10126106	WASHER, LOCK, INTERNAL TOOTH, 1/4	4	4	4			
C	-27	72942200	LINKAGE, SPRING, ARM	2	2	2			
C	-28	41274000	BEARING, FLANGED	2	2	2			
C	-29	41273900	PIN-HINGE, FRONT COVER	2	2	2			
C	-30	72942100	BRACKET, PACK ACCESS, LEFT	1	1	1			
C	-31	93078330	SCREW, SET, HEXAGON, 10-32 x 1/2	2	2	2			
C	-32	00867102	SLEEVE, CABLE	2	2	2			
C	-33	93839003	CABLE	24	24	24			
C	-34	40024200	SPRING, EXTENSION	1	1	1			
C	-35	72942900	BRACKET SPRING, RIGHT	1	1	1			
C	-36	72942000	BRACKET, PACK ACCESS, RIGHT	1	1	1			
C	-37	10127127	SCREW, MACHINE, PAN HEAD, PHILLIPS, 8-32 x 1	4	4	4			
C	-38	72942600	BRACKET, PIVOT STOP	1	1	1			
C	-39	93529031	WASHER, SPRING, WAVE, 8	6	6	6			
C	-40	93564001	WASHER, NYLON, 8	6	6	6			



3003 AL

FIGURE 2. TOP COVER ASSEMBLY (SHEET 1 OF 2)

ASSY LEVEL	INDEX NO.	EQUIPMENT PART NUMBER	ITEM DESCRIPTION	MOD. LEVEL			
				A	B	C	
				NO. REQUIRED			
B	2-	75001204	TOP COVER ASSEMBLY (SERIES CODE 11 AND ABOVE) SHEET 1 OF 2	1	1	1	
C	-	72943908	PACK ACCESS COVER ASSEMBLY (S/N 6972 AND BELOW)	1	1	1	
C	-	73634906	PACK ACCESS COVER ASSEMBLY (S/N 6973 AND ABOVE)	1	1	1	
D	-1	10127111	SCREW, MACHINE, PAN HEAD, PHILLIPS, 6-32 x 1/4	6	6	6	
D	-2	10126103	WASHER, LOCK, INTERNAL TOOTH, 6	18	18	18	
D	-3	70743500	HANDLE, ACCESS COVER	1	1	1	
D	-4	92633021	BUMPER, GROMMET	2	2	2	
D	-5	10125105	NUT, HEXAGON, 6-32	12	12	12	
D	-	10125605	WASHER, FLAT, 6	1	1	1	
D	-6	72943895	RETAINER, GLASS	2	2	2	
D	-7	72943795	RETAINER, GLASS	2	2	2	
D	-8	10127122	SCREW, MACHINE, PAN HEAD, PHILLIPS, 8-32 x 3/8	1	1	1	
D	-9	10125606	WASHER, FLAT, 8	1	1	1	
D	-10	10125804	WASHER, LOCK, SPRING, 8	1	1	1	
D	-11	73563700	BRACKET, LATCH	1	1	1	
D	-12	46489800	SLEEVE, LATCH	1	1	1	
D	-13	46492600	LATCH	1	1	1	
D	-14	92815159	SCREW, MACHINE, SOCKET HEAD, 6-32 x 3/8	8	8	8	
D	-14A	10125803	WASHER, LOCK, SPRING, 6	8	8	8	
D	-14B	70949100	HINGE, VARIABLE	1	1	1	
D	-15	94060008	CHANNEL, RUBBER	AR	AR	AR	
D	-16	40079404	WINDOW, FRONT COVER	1	1	1	
D	-17	72944295	COVER, PACK ACCESS (S/N 6972 AND BELOW)	1	1	1	
J	-17	73634795	COVER, PACK ACCESS (S/N 6973 AND ABOVE)	1	1	1	
C	-18	92373005	NYLINER, SNAP-IN	2	2	2	
C	-19	10126103	WASHER, LOCK, INTERNAL TOOTH, 6	1	1	1	
C	-20	10125105	NUT, HEXAGON, 6-32	2	2	2	
C	-21	94277503	BASE, MOUNTING	1	1	1	
C	-22	92633015	BUMPER, GROMMET	2	2	2	
C	-23	73605495	COVER, REAR	1	1	1	
C	-24	72942448	COVER, TOP	1	1	1	
C	-25	10127113	SCREW, MACHINE, PAN HEAD, PHILLIPS, 6-32 x 3/8	1	1	1	
C	-26	41276800	ROD, RETAINING	1	1	1	
C	-27	93590238	SCREW, MACHINE, PAN HEAD, PHILLIPS, SELF-TAPPING, 10-24 x 3/8	7	7	7	
C	-27A	10125607	WASHER, FLAT, 10	7	7	7	
B	-28	73189293	BELTLINE	1	1	1	
B	-29	10127331	SCREW, MACHINE, PAN HEAD, SLOTTED, 6-32 x 3/16	2	2	2	
B	-30	93560001	SWITCH, INTERLOCK	1	1	1	
B	-31	93342096	SCREW, NYLON, PAN HEAD, SLOTTED, 4-40 x 1/4	1	1	1	
B	-32	93592240	SCREW, MACHINE, HEXAGON WASHER HEAD, SELF-TAPPING, 10-24 x 1/2	20	20	20	
B	-33	70943300	BRACKET, GUIDE	2	2	2	
B	-34	94277400	CLAMP, CABLE, NYLON	2	2	2	
B	-35	94281401	CABLE, GROUND	2	2	2	
B	-36	92866131	SCREW, MACHINE, HEXAGON HEAD, 10-32 x 3/4	4	4	4	
B	-37	10125607	WASHER, FLAT, 10	4	4	4	
B	-38	10125805	WASHER, LOCK, SPRING, 10	4	4	4	
B	-39	72943300	HINGE, TOP COVER, RIGHT	1	1	1	
B	-40	73108000	HINGE, TOP COVER, LEFT	1	1	1	
B	-41	10125107	NUT, HEXAGON, 10-24	2	2	2	
B	-42	94047042	WASHER, SPECIAL	2	2	2	
B	-43	10126105	WASHER, LOCK, INTERNAL TOOTH, 10	1	1	1	
B	-44	72819200	PULLEY, GUIDE CABLE	1	1	1	
B	-45	72943600	SLEEVE, PULLEY	1	1	1	
B	-46	73223900	CLAMP, CABLE	1	1	1	
B	-47	73224400	TURNBUCKLE	1	1	1	
B	-48	10125106	NUT, HEXAGON, 8-32	1	1	1	
B	-49	93564002	WASHER, SPECIAL	2	2	2	
B	-50	94314019	EMBLEM, EXTERIOR, IDENTIFICATION	1	1	1	
B	-51	15000600	EMBLEM, PRODUCT IDENTIFICATION	1	1	1	
B	-52	94043010	NUT, SELF-THREADING	2	2	2	

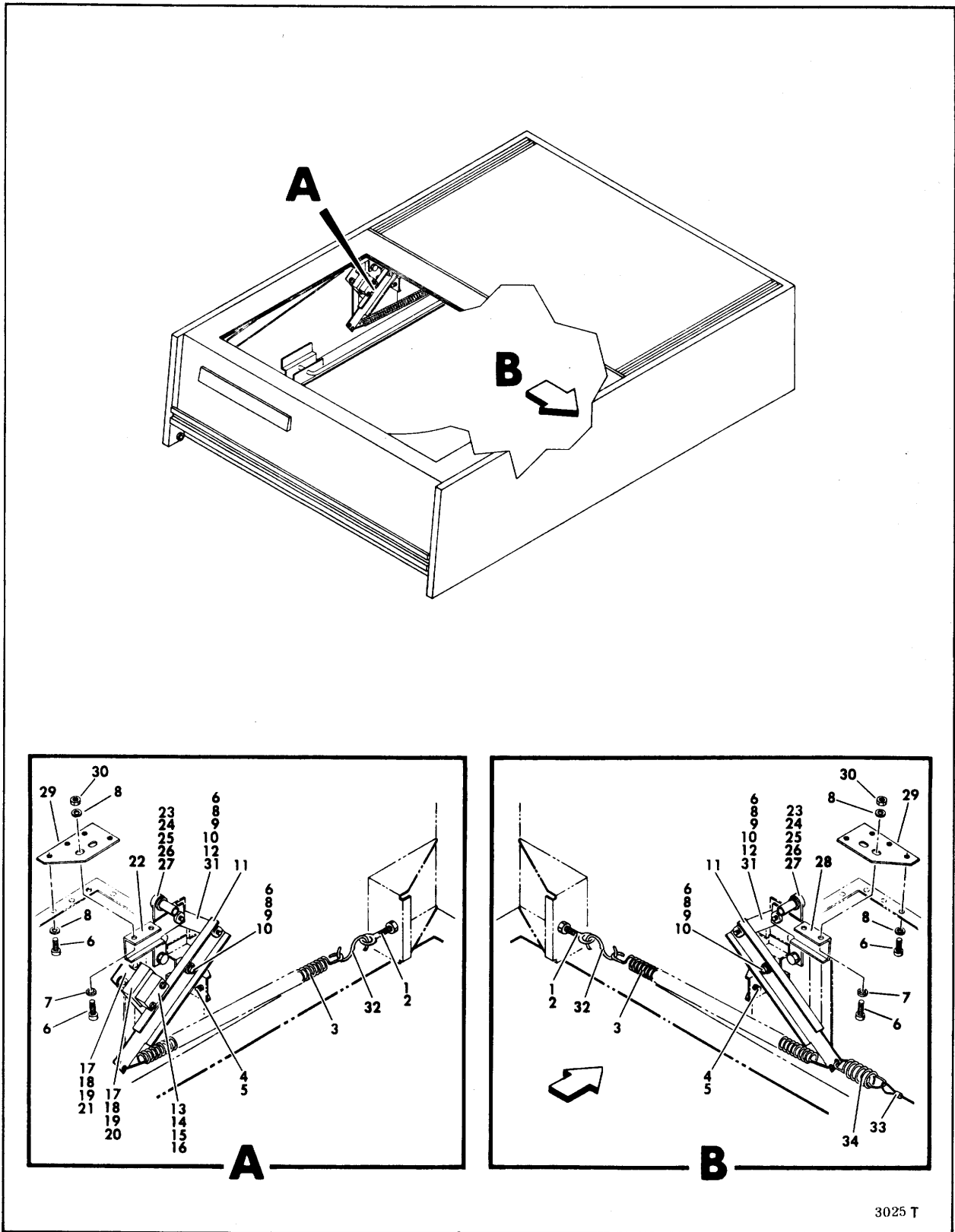


FIGURE 2. TOP COVER ASSEMBLY (SHEET 2 OF 2)

ASSY LEVEL	INDEX NO.	EQUIPMENT PART NUMBER	ITEM DESCRIPTION	MOD. LEVEL		
				A	B	C
				NO. REQUIRED		
B	2-		TOP COVER ASSEMBLY (SERIES CODE 11 AND ABOVE) SHEET 2 OF 2			
C	-1	94338804	BOLT, EYE	1	1	1
C	-2	10125107	NUT, HEXAGON, 10-24	2	2	2
C	-3	72943400	SPRING, EXTENSION	4	4	4
C	-4	93078330	SCREW, MACHINE, SET, HEXAGON, 10-32 x 1/2	2	2	2
C	-5	10125108	NUT, HEXAGON, 10-32	2	2	2
C	-6	10126227	SCREW, MACHINE, HEXAGON SOCKET HEAD, 8-32 x 5/8	2	2	2
C	-7	10126104	WASHER, LOCK, INTERNAL TOOTH, 8	18	18	18
C	-8	10125606	WASHER, FLAT, 8	4	4	4
C	-9	93529031	WASHER, SPRING WAVE, 8	18	18	18
C	-10	93564002	WASHER, NYLON, 8	6	6	6
C	-11	72942300	ARM, SPRING, PIVOT	6	6	6
C	-12	72942200	LINKAGE, SPRING, ARM	2	2	2
C	-13	10127106	SCREW, MACHINE, PAN HEAD, PHILLIPS, 4-40 x 5/8	2	2	2
C	-14	10126400	WASHER, LOCK, EXTERNAL TOOTH, 4	2	2	2
C	-15	10125103	NUT, HEXAGON, 4-40	2	2	2
C	-16	93786005	SWITCH, MINIACTUATOR	1	1	1
C	-17	10127141	SCREW, MACHINE, PAN HEAD, PHILLIPS, 10-32 x 5/16	1	1	1
C	-18	10125607	WASHER, FLAT, 10	4	4	4
C	-19	10126105	WASHER, LOCK, INTERNAL TOOTH, 10	4	4	4
C	-20	72944600	BRACKET, SWITCH, ADJUSTMENT	4	4	4
C	-21	72944700	BRACKET, SWITCH, MOUNTING	1	1	1
C	-22	72942100	BRACKET, PACK ACCESS, LEFT (S/N 6972 AND BELOW)	1	1	1
C	-22	73634801	BRACKET, PACK ACCESS, LEFT (S/N 6973 AND ABOVE)	1	1	1
C	-23	10126500	SCREW, MACHINE, HEXAGON HEAD, 1/4-20 x 1/2	1	1	1
C	-24	10126106	WASHER, LOCK, INTERNAL TOOTH, 1/4	4	4	4
C	-25	41273900	PIN, HINGE, FRONT COVER	4	4	4
C	-26	41274000	BEARING, FLANGED	2	2	2
C	-27	73570500	PAD, FRICTION	2	2	2
C	-28	72942000	BRACKET, PACK ACCESS, RIGHT (S/N 6972 AND BELOW)	2	2	2
C	-28	73634800	BRACKET, PACK ACCESS, RIGHT (S/N 6973 AND ABOVE)	1	1	1
C	-29	75055600	PLATE, HINGE (S/N 6973 AND ABOVE)	1	1	1
C	-30	10125106	NUT, HEXAGON, 8-32 (S/N 6973 AND ABOVE)	2	2	2
C	-31	94217702	NUT, SELF-LOCKING, 8-32	4	4	4
	-32		NOT APPLICABLE	4	4	4
B	-33	93839003	CABLE	AR	AR	AR
B	-	00867102	SLEEVE, CABLE	2	2	2
B	-34	40024200	SPRING, IDLER	1	1	1

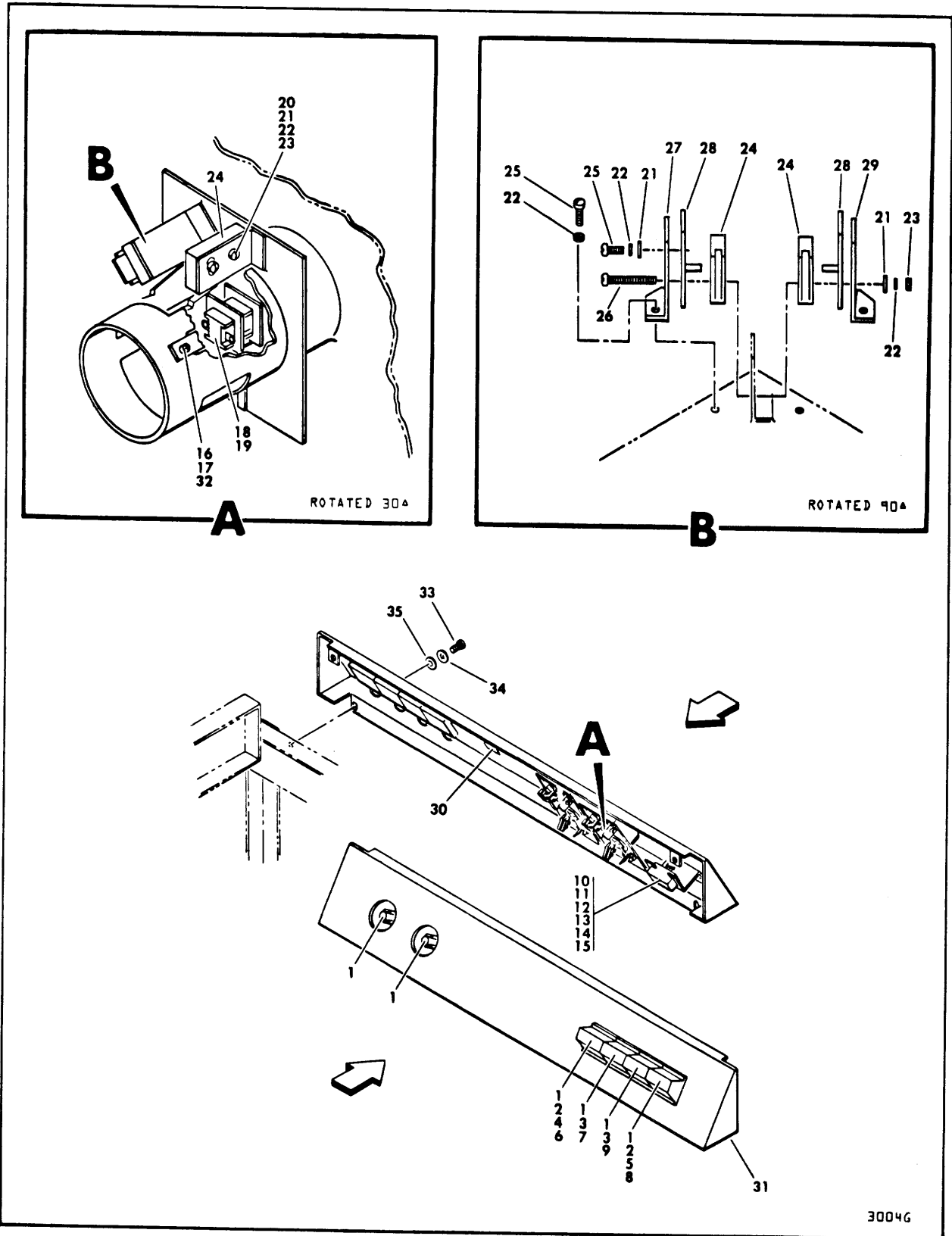
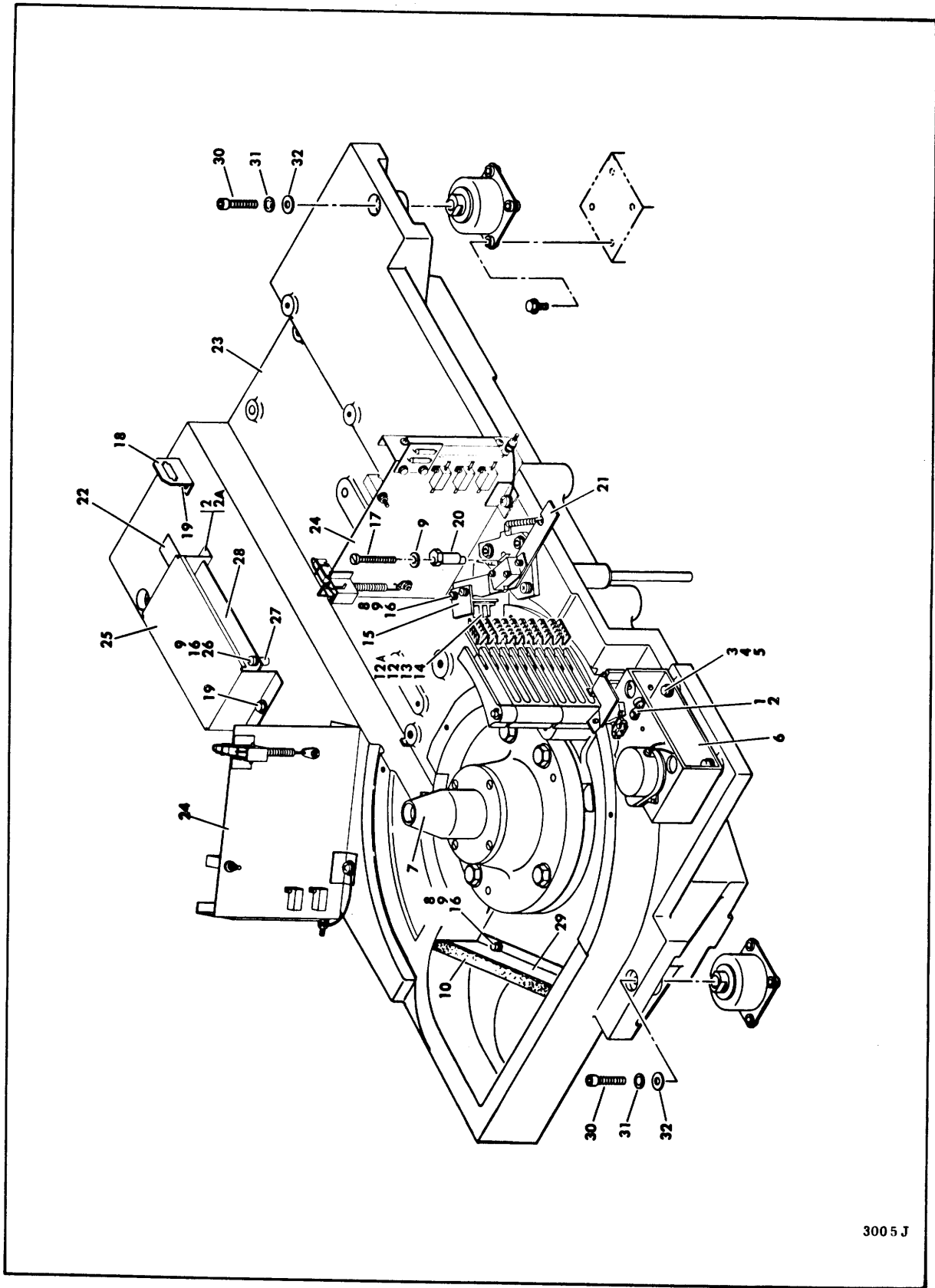


FIGURE 3. CONTROL PANEL ASSEMBLY

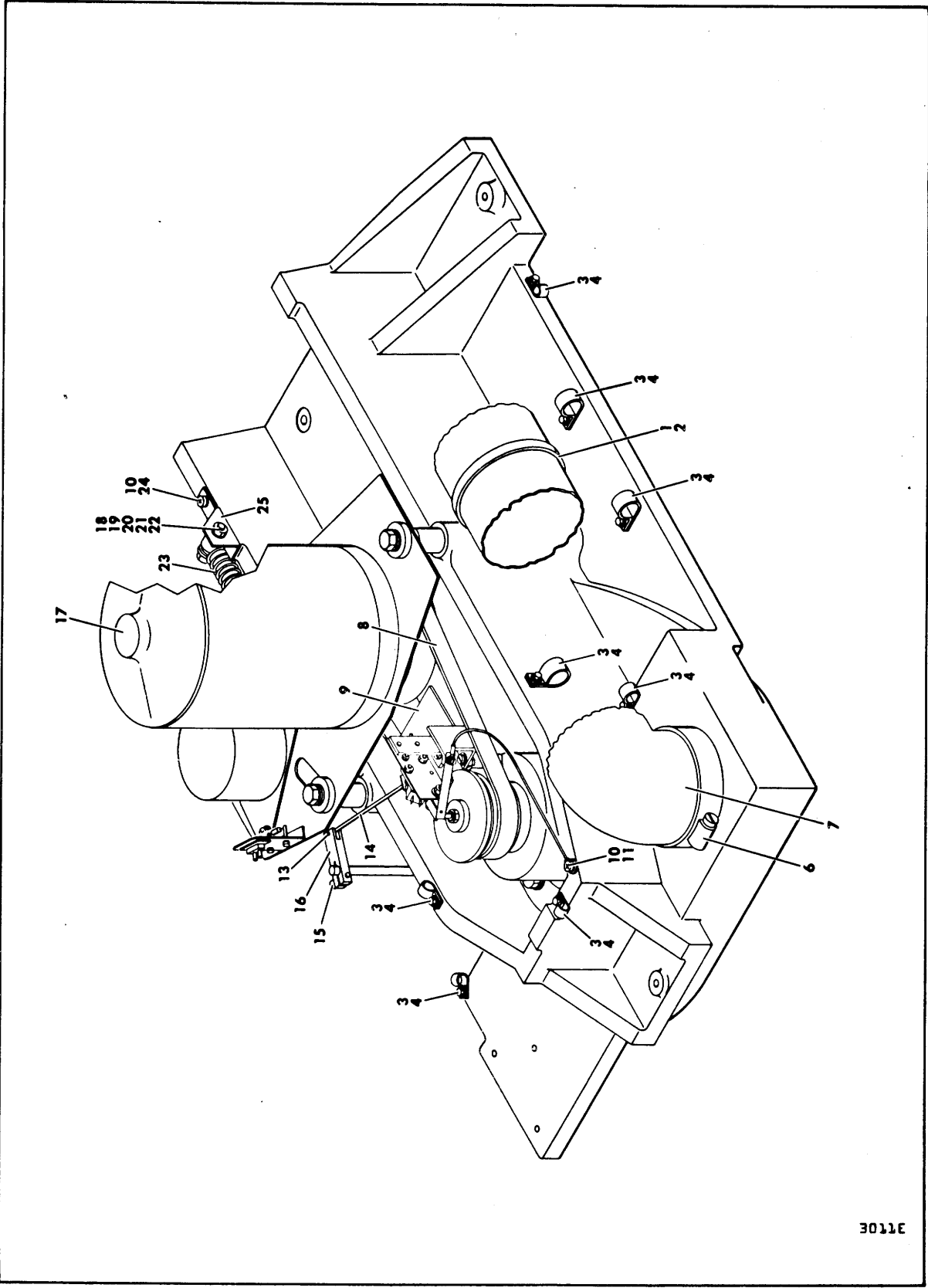
ASSY LEVEL	INDEX NO.	EQUIPMENT PART NUMBER	ITEM DESCRIPTION	MOD. LEVEL			NO. REQUIRED		
				A	B	C			
B	3-	46377000	CONTROL PANEL ASSEMBLY	1	1	1			
C	-1	92629003	LAMP, INDICATOR	10	10	10			
C	-2	93561001	SWITCH, ACTUATOR	2	2	2			
C	-3	93561002	SWITCH, INDICATOR	2	2	2			
C	-4	92335011	SWITCH, SUBMINIATURE, MOMENTARY	1	1	1			
C	-5	92335003	SWITCH, SUBMINIATURE, MOMENTARY	1	1	1			
C	-6	93562048	LENS, START	1	1	1			
C	-7	93600001	LENS, STANDARD	1	1	1			
C	-8	93562141	LENS, LETTERED	1	1	1			
C	-9	95562222	LENS, FAULT	1	1	1			
C	-10	93960015	CONNECTOR, BLOCK	1	1	1			
C	-11	93643012	CATCH, CONNECTOR	2	2	2			
C	-12	93643005	SOCKET, CORNER GUIDE, CONNECTOR	1	1	1			
C	-13	93643004	PIN, CORNER GUIDE, CONNECTOR	1	1	1			
C	-14	93644002	PIN, CONTACT	12	12	12			
C	-15	93644003	PIN, CONTACT	20	20	20			
C	-16	93592082	SCREW, MACHINE, HEXAGON WASHER HEAD 4-40 x 1/4	4	4	4			
C	-17	72936900	PLUG, KEEPER, LOGIC	4	4	4			
C	-18	47364800	SOCKET	2	2	2			
C	-19	44440400	TERMINAL	4	4	4			
C	-20	10127315	SCREW, MACHINE, PAN HEAD, SLOTTED, 2-56 x 5/8	8	8	8			
C	-21	10125602	WASHER, FLAT, 2	20	20	20			
C	-22	10126100	WASHER, LOCK, INTERNAL TOOTH, 2	28	28	28			
C	-23	10125102	NUT, HEXAGON, 2-56	12	12	12			
C	-24	94141014	SWITCH, SUBMINIATURE	12	12	12			
C	-25	10127310	SCREW, MACHINE, PAN HEAD, SLOTTED, 2-56 x 3/16	16	16	16			
C	-26	10127317	SCREW, MACHINE, PAN HEAD, SLOTTED, 2-56 x 7/8	4	4	4			
C	-27	72937000	BRACKET, SWITCH	4	4	4			
C	-28	72937100	PLATE, MOUNTING, SWITCH	8	8	8			
C	-29	72937001	BRACKET, SWITCH	4	4	4			
C	-30	94208500	LABEL	1	1	1			
C	-31	46376993	PANEL, CONTROL	1	1	1			
C	-32	94047047	WASHER, SPECIAL	4	4	4			
B	-33	10127123	SCREW, MACHINE, PAN HEAD, PHILLIPS, 8-32 x 1/2	2	2	2			
B	-34	10126104	WASHER, LOCK, INTERNAL TOOTH, 8	2	2	2			
B	-35	10125606	WASHER, FLAT, 8	2	2	2			



3005 J

FIGURE 4. DECK ASSEMBLY (SHEET 1 of 2)

ASSY LEVEL	INDEX NO.	EQUIPMENT PART NUMBER	ITEM DESCRIPTION	MOD. LEVEL			NO. REQUIRED		
				A	B	C			
B	4-	73220500	DECK ASSEMBLY (TOP) (SERIES CODE 11 AND BELOW) (SHEET 1 OF 2)						
B	4-	75001306	DECK ASSEMBLY (SERIES CODE 12 AND ABOVE)	1	-	-			
B	4-	73220501	DECK ASSEMBLY (SERIES CODE 11 AND BELOW)	1	-	1			
B	4-	75001307	DECK ASSEMBLY (SERIES CODE 12 AND ABOVE)	-	1	-			
C	-1	10127122	SCREW, MACHINE, PAN HEAD, PHILLIPS, 8-32 x 3/8	1	1	1			
C	-2	94277406	STRAP, CABLE TIE	2	2	2			
C	-2A	93592202	SCREW, MACHINE, HEXAGON HEAD, 8-32 x 1/2	1	1	1			
C	-3	10127132	SCREW, MACHINE, PAN HEAD, PHILLIPS, 10-24 x 1/2	3	3	3			
C	-4	10125607	WASHER, FLAT, 10	3	3	3			
C	-5	10126105	WASHER, LOCK, INTERNAL TOOTH, 10	3	3	3			
C	-6		DISK CLEANER ASSEMBLY (SEE FIGURE 7)	1	1	1			
C	-7		SPINDLE AND LOCKSHAFT ASSEMBLY (SEE FIGURE 5)	1	1	1			
C	-8	10127113	SCREW, MACHINE, PAN HEAD, PHILLIPS, 6-32 x 3/8	4	4	4			
C	-9	10126103	WASHER, LOCK, INTERNAL TOOTH, 6	8	8	8			
C	-10	94001000	TAPE, FOAM, 1/8 x 1/2	AR	AR	AR			
C	-11		NOT USED						
C	-	73245300	SECTOR BLOCK ASSEMBLY	1	1	1			
D	-12	10127103	SCREW, MACHINE, PAN HEAD, PHILLIPS, 4-40-5/16	4	4	4			
D	-12A	93342097	SCREW, MACHINE, NYLON, 4-40 x 5/16	2	2	2			
D	-13	10126101	WASHER, LOCK, INTERNAL TOOTH, 4	4	4	4			
D	-14	94259000	SENSOR, SECTOR	1	1	1			
D	-15	73245400	MOUNT, SENSOR	1	1	1			
D	-	92707001	TERMINAL, INSULATED	4	4	4			
D	-	93948008	CONNECTOR, RECEPTACLE	1	1	1			
D	-	93942001	CONTACT, PIN, 22-18 WIRE RANGE	4	4	4			
C	-16	10125605	WASHER, FLAT, 6	7	7	7			
C	-17	10127342	SCREW, MACHINE, PAN HEAD, SLOTTED, 6-32 x 1-3/4	1	1	1			
C	-18	72823901	BRACKET, CONNECTOR, 3 PIN	1	1	1			
C	-19	93592200	SCREW, MACHINE, HEXAGON HEAD, 8-32 x 3/8	4	4	4			
C	-20	46494300	CAM, ADJUSTMENT	1	1	1			
C	-21		SECTOR SENSOR POSITIONER ASSEMBLY (SEE FIGURE 6)	1	1	1			
C	-22	94208500	LABEL	1	1	1			
C	-23	73213700	DECK, MACHINING	1	1	1			
C	-		V-C POWER CABLE ASSEMBLY (SEE FIGURE 19)	1	1	1			
C	-24	73629305	W4 HARNESS AND PREAMP ASSEMBLY (W4 - SEE FIGURE 19; PREAMP - SEE FIGURE 9)	1	1	1			
C	-25	73222800	COVER, CARD, TRANSDUCER	1	1	1			
C	-26	10127117	SCREW, MACHINE, PAN HEAD, PHILLIPS, 6-32 x 7/8	1	1	1			
C	-27	93109312	STANDOFF, SPACER, ROUND	3	3	3			
C	-28	70738501	CIRCUIT CARD ASSEMBLY, POSITION TRANSDUCER	1	1	1			
C	-29	73109600	DEFLECTOR, AIR	1	1	1			
B	-30	10126259	SCREW, MACHINE, HEXAGON SOCKET HEAD, CAP, 1/4-20 x 1 1/4	4	4	4			
B	-31	10126106	WASHER, LOCK, INTERNAL TOOTH, 1/4	4	4	4			
B	-32	10125608	WASHER, FLAT, 1/4	4	4	4			



3011E

FIGURE 4. DECK ASSEMBLY BOTTOM (SHEET 2 of 2)

ASSY LEVEL	INDEX NO.	EQUIPMENT PART NUMBER	ITEM DESCRIPTION	MOD. LEVEL			NO. REQUIRED		
				A	B	C			
B	4-		DECK ASSEMBLY, BOTTOM (SHEET 2 OF 2)	1	1	1			
C	-1	93592200	SCREW, MACHINE, HEXAGON HEAD, TPG, 8-32 x 3/8	1	1	1			
C	-2	94277419	STRAP, HOSE CLAMP	1	1	1			
C	-3	93592202	SCREW, MACHINE, HEXAGON HEAD, TPG, 8-32 x 1/2	10	10	10			
C	-4	94277406	STRAP, CABLE TIE	10	10	10			
	-5		NOT USED						
C	-6	94275216	CLAMP, HOSE	1	1	1			
C	-7	94311621	HOSE, FLEXIBLE	1	1	1			
C	-8	92314075	BELT, DRIVE, FLAT	1	1	1			
C	-9		RATCHET BRAKE ASSEMBLY (SEE FIGURE 8)	1	1	1			
C	-10	10127131	SCREW, MACHINE, PAN HEAD, PHILLIPS, 10-24 x 3/8	3	3	3			
C	-11	10126402	WASHER, LOCK, EXTERNAL TOOTH, 8	1	1	1			
	-12		NOT USED						
C	-	73104700	RATCHET BRAKE LINKAGE ASSEMBLY (SERIES CODE 12 AND BELOW)	1	1	1			
D	-	73537600	RATCHET BRAKE LINKAGE ASSY (SERIES CODE 13 & ABOVE)	1	1	1			
D	-13	93530015	PIN, ROLL	1	1	1			
D	-14	46493200	ROD, CONNECTING (SERIES CODE 12 AND BELOW)	1	1	1			
D	-14	73537700	ROD, CONNECTING (SERIES CODE 13 AND ABOVE)	1	1	1			
D	-15	10126235	SCREW, MACHINE, HEXAGON SOCKET HEAD, CAP, 10-24 x 5/8	1	1	1			
D	-16	46494100	ARM, LINKAGE (SERIES CODE 12 AND BELOW)	1	1	1			
D	-16	73226700	ARM, LINKAGE (SERIES CODE 13 AND ABOVE)	1	1	1			
C	-17		MOTOR AND BRAKE ASSEMBLY (SEE FIGURE 10)	1	1	1			
C	-18	10126506	SCREW, MACHINE, HEXAGON HEAD, PLAIN, 1/4-20 x 1-1/2	1	1	1			
C	-19	10125608	WASHER, FLAT, 1/4	1	1	1			
C	-20	10126106	WASHER, LOCK, INTERNAL TOOTH, 1/4	1	1	1			
C	-21	40023600	POST, IDLER SPRING	1	1	1			
C	-22	10125301	NUT, HEXAGON, 1/4-20	1	1	1			
C	-23	40024201	SPRING, IDLER	1	1	1			
C	-24	10125607	WASHER, FLAT, 10	2	2	2			
C	-25	46494400	BRACKET, MOUNTING	1	1	1			

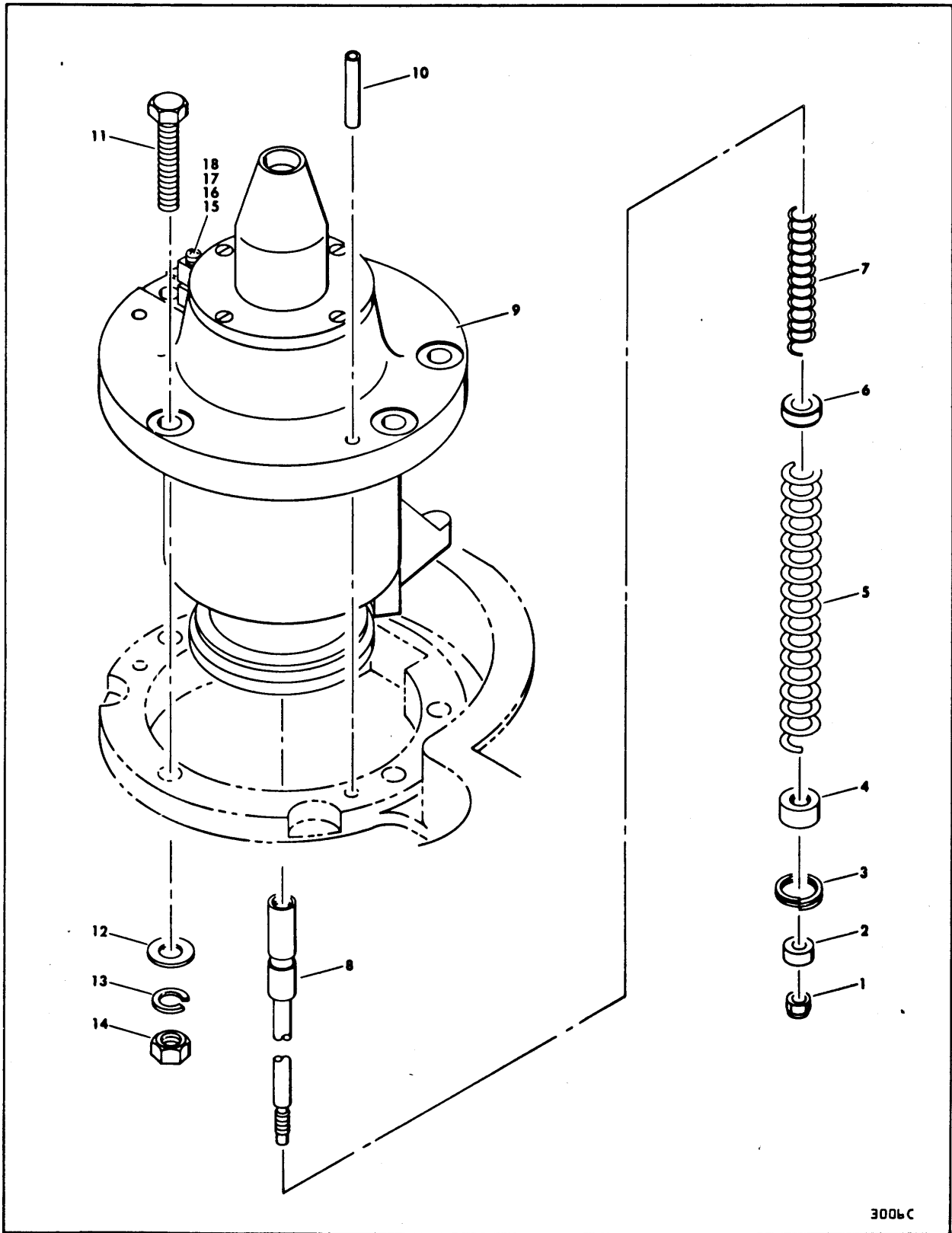


FIGURE 5. SPINDLE AND LOCKSHAFT ASSEMBLY

ASSY LEVEL	INDEX NO.	EQUIPMENT PART NUMBER	ITEM DESCRIPTION	MOD. LEVEL				
				A	B	C		
				NO. REQUIRED				
C	5-	73238700	SPINDLE AND LOCKSHAFT ASSY (SERIES CODE 13 & BELOW AND UNITS WITHOUT FCO PE29901 INSTALLED)	1	1	1		
C	5-	73544400	SPINDLE AND LOCKSHAFT ASSY (SERIES CODE 14 & ABOVE AND UNITS WITH FCO PE29901 INSTALLED)	1	1	1		
D	-1	94339806	NUT, OPEN CAP	1	1	1		
D	-2	72808700	WASHER, STOP	1	1	1		
D	-3	93271013	RING, RETAINING	1	1	1		
D	-4	72808600	RETAINER, STOP	1	1	1		
D	-5	72806300	SPRING, COMPRESSION	1	1	1		
D	-6	72808800	RETAINER, SPRING	1	1	1		
D	-7	72808900	SPRING, COMPRESSION	1	1	1		
D	-8	73232000*	LOCKSHAFT SPINDLE ASSEMBLY	1	1	1		
D	-9	73245800*	SPINDLE ASSEMBLY (GRINDING) (SERIES CODE 13 & BELOW AND UNITS WITHOUT FCO PE29901 INSTALLED)	1	1	1		
D	-9	73544300*	SPINDLE ASSEMBLY (GRINDING) (SERIES CODE 14 & ABOVE AND UNITS WITH FCO PE29901 INSTALLED)	1	1	1		
C	-10	93530424	PIN, ROLL	2	2	2		
C	-11	10126534	SCREW, MACHINE, HEXAGON HEAD, PLAIN, 3/8-16 x 2	4	4	4		
C	-12	10125610	WASHER, FLAT, 3/8	4	4	4		
C	-13	10125808	WASHER, LOCK, SPRING, 3/8	4	4	4		
C	-14	10125303	NUT, HEXAGON, 3/8-16	4	4	4		
B	-15	10127119	SCREW, MACHINE, PAN HEAD, PHILLIPS, 6-32 x 1-1/4	1	1	1		
B	-16	10125803	WASHER, LOCK, SPRING, 6	1	1	1		
B	-17	10125605	WASHER, FLAT, 6	1	1	1		
B	-18	46489500	CLAMP, TUBE, REAR (SERIES CODE 12 AND BELOW)	1	1	1		
B	-18	73543700	CLAMP, TUBE, REAR (SERIES CODE 13 AND ABOVE)	1	1	1		

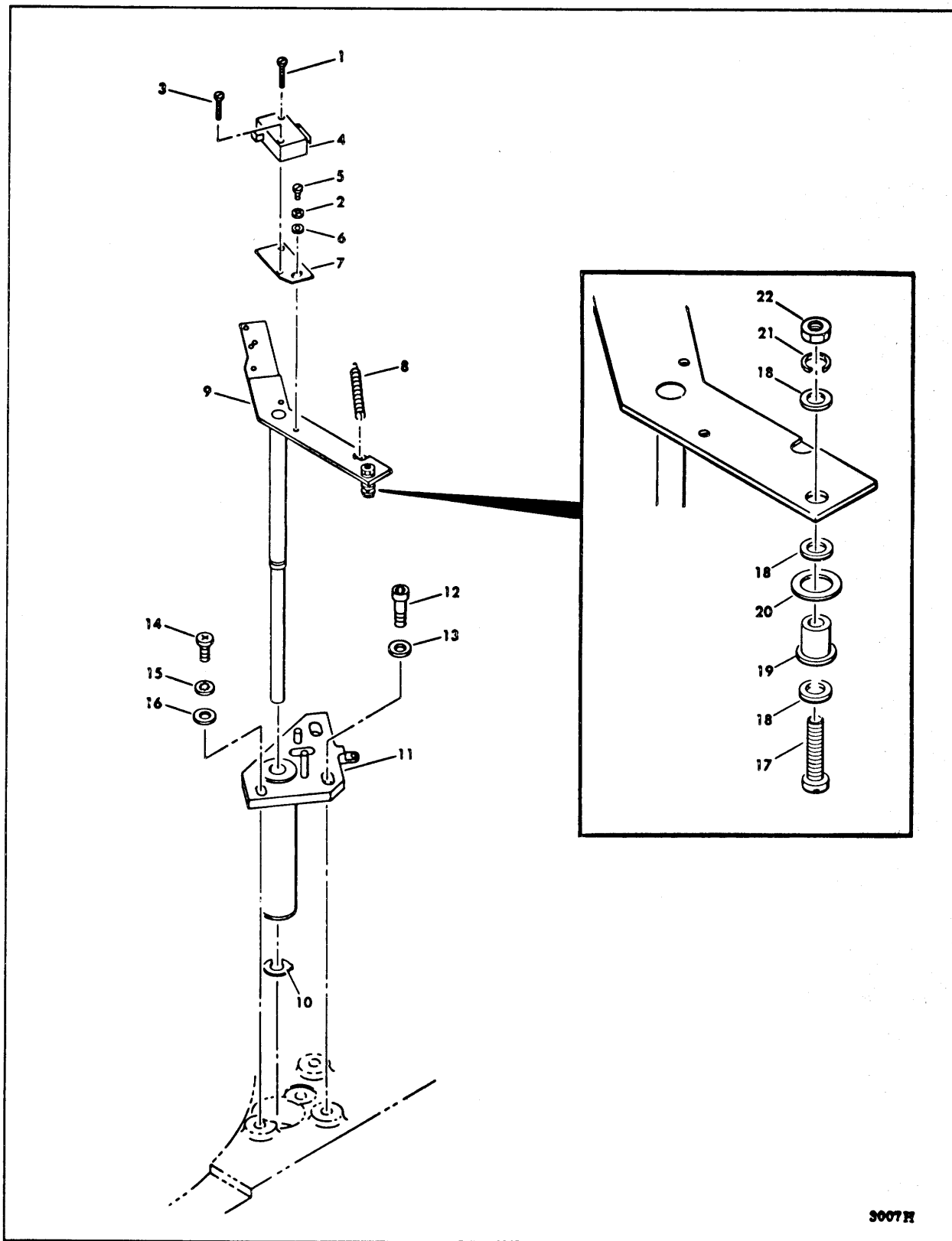


FIGURE 6. SECTOR SENSOR POSITIONER ASSEMBLY

ASSY LEVEL	INDEX NO.	EQUIPMENT PART NUMBER	ITEM DESCRIPTION	MOD. LEVEL			NO. REQUIRED		
				A	B	C			
C	6-	73245200	SECTOR SENSOR POSITIONER ASSEMBLY						
D	-1	10127324	SCREW, MACHINE, PAN HEAD, SLOTTED, 4-40 x 5/8	1	1	1			
D	-2	10126101	WASHER, LOCK, INTERNAL TOOTH, 4	1	1	1			
D	-3	10127323	SCREW, MACHINE, PAN HEAD, SLOTTED, 4-40 x 1/2	1	1	1			
D	-4	93786002	SWITCH, MINI ACTUATOR	1	1	1			
D	-5	10127321	SCREW, MACHINE, PAN HEAD, SLOTTED, 4-40 x 3/8	1	1	1			
D	-6	10125603	WASHER, FLAT, 4	1	1	1			
D	-7	73220200	BRACKET, SWITCH, MOUNTING	1	1	1			
D	-8	73224100	SPRING, EXTENSION	1	1	1			
D	-9	73245100	ARM, POSITIONING	1	1	1			
D	-10	92033277	RING, RETAINING	1	1	1			
D	-11	46486700	PLATE, MOUNTING	1	1	1			
C	-12	93707001	SCREW, MACHINE, HEXAGON SOCKET HEAD, CAP, 10-24 x 3/8	1	1	1			
C	-13	92009035	WASHER, FLAT, 10	2	2	2			
C	-14	10127132	SCREW, MACHINE, PAN HEAD, PHILLIPS, 10-24 x 1/2	1	1	1			
C	-15	10126105	WASHER, LOCK, INTERNAL TOOTH, 10	1	1	1			
C	-16	10125607	WASHER, FLAT, 10	1	1	1			
B	-17	10127117	SCREW, MACHINE, PAN HEAD, PHILLIPS, 6-32 x 7/8	1	1	1			
B	-18	10125605	WASHER, FLAT, 6	1	1	1			
B	-19	70738900	SPACER, NYLON	3	3	3			
B	-20	93564002	WASHER, NYLON	1	1	1			
B	-21	10125803	WASHER, LOCK, INTERNAL TOOTH, 6	1	1	1			
B	-22	10125105	NUT, HEXAGON, 6-32	1	1	1			

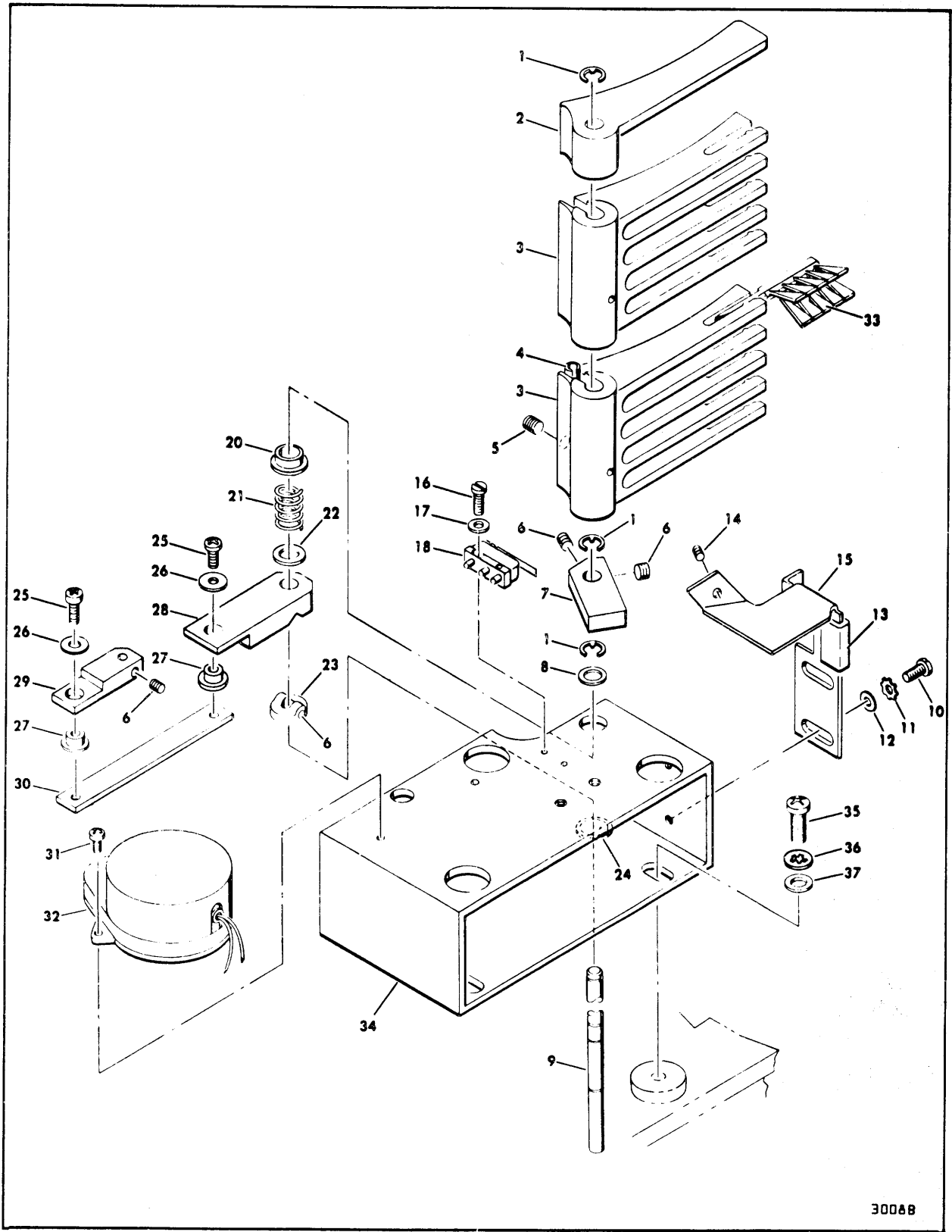


FIGURE 7. DISK CLEANER ASSEMBLY

ASSY LEVEL	INDEX NO.	EQUIPMENT PART NUMBER	ITEM DESCRIPTION	MOD. LEVEL			NO. REQUIRED		
				A	B	C			
C	7-	72963102	DISK CLEANER ASSEMBLY	1	1	1			
D	-1	92033038	RING, RETAINING	3	3	3			
D	-2	45497200	ARM, BRUSH	1	1	1			
D	-3	45497300	HOLDER, BRUSH	2	2	2			
D	-4	93530242	PIN, ROLL	1	1	1			
D	-5	93099329	SCREW, SET, SOCKET HEAD, CUP POINT, 10-32 x 1/2	2	2	2			
D	-6	93071245	SCREW, SET, SOCKET HEAD, CUP POINT, 6-32 x 3/16	6	6	6			
D	-7	40023200	STOP, BRUSH POSITIONING	1	1	1			
D	-8	10125608	WASHER, PLAIN, 1/4	1	1	1			
D	-9	72962900	SHAFT, DISK CLEANER	2	1	1			
D	-10	10127122	SCREW, MACHINE, PAN HEAD, PHILLIPS, 8-32 x 3/8	2	2	2			
D	-11	10126402	WASHER, LOCK, EXTERNAL TOOTH, 8	2	2	2			
D	-12	10125606	WASHER, PLAIN, 8	2	2	2			
D	-13	92413000	CHANNEL, RUBBER	AR	AR	AR			
D	-14	93848290	SCREW, SET, SOCKET HEAD, CUP POINT, 8-32 x 1/2	1	1	1			
D	-15	40067800	STOP, BRUSH HOLDER	1	1	1			
D	-16	10127314	SCREW, MACHINE, PAN HEAD, SLOTTED, 2-56 x 1/2	2	2	2			
D	-17	10125602	WASHER, PLAIN, 2	2	2	2			
D	-18	36159804	SWITCH, SPDT	1	1	1			
D	-19	94297700	ADAPTER, SWITCH ACTUATOR	1	1	1			
D	-20	46023000	BEARING, FLANGED	1	1	1			
D	-21	94205791	SPRING, COMPRESSION	1	1	1			
D	-22	93564002	WASHER, NYLON	1	1	1			
D	-23	72957100	CAM, BRUSH LINK	1	1	1			
D	-24	92373006	NYLINER, DOUBLE FLANGED, NYLON	1	1	1			
D	-	72963000	LINKAGE ASSEMBLY	1	1	1			
E	-25	10127113	SCREW, MACHINE, PAN HEAD, PHILLIPS, 6-32 x 3/8	2	2	2			
E	-26	10125605	WASHER, PLAIN, 6	2	2	2			
E	-27	41274005	BEARING, FLANGED	2	2	2			
E	-28	72962800	LINK, BRUSH SHAFT	1	1	1			
E	-29	40022700	LINK, BRUSH MOTOR	1	1	1			
E	-30	40022900	LINK, INTERCONNECTING	1	1	1			
D	-31	10127102	SCREW, MACHINE, PAN HEAD, PHILLIPS, 4-40 x 1/4	2	2	2			
D	-32	40013502	MOTOR AND CONNECTOR ASSEMBLY	1	1	1			
E	-	94296305	MOTOR, AC TIMING, 24 VAC	1	1	1			
E	-	93948003	CONNECTOR, PLUG, 3 PIN	1	1	1			
E	-	93942005	CONTACT, PIN, 22-18 WIRE RANGE	2	2	2			
D	-33	40024500	BRUSH, DISK	10	10	10			
D	-34	45083900	BASE, DISK CLEANER	1	1	1			
C	-35	10127132	SCREW, MACHINE, PAN HEAD, PHILLIPS, 10-24 x 1/2	3	3	3			
C	-36	10126105	WASHER, LOCK, INTERNAL TOOTH, 10	3	3	3			
C	-37	10125607	WASHER, FLAT, 10	3	3	3			

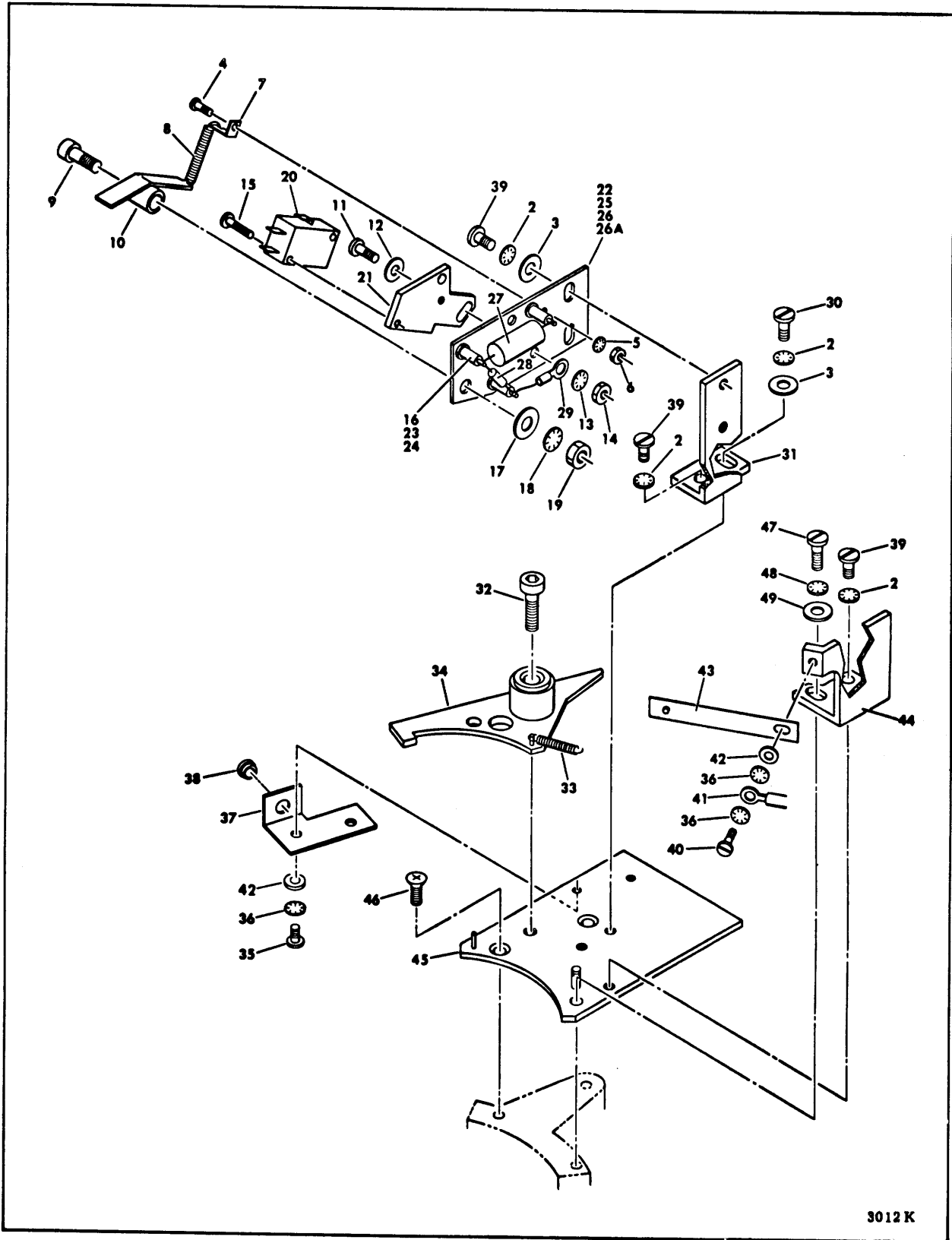


FIGURE 8. RATCHET BRAKE ASSEMBLY

ASSY LEVEL	INDEX NO.	EQUIPMENT PART NUMBER	ITEM DESCRIPTION	MOD. LEVEL					
				B	B	C			
				NO. REQUIRED					
C	8-	73236900	RATCHET BRAKE ASSEMBLY (SERIES CODE 11 AND BELOW)	1	1	1			
C	8-	73529400	RATCHET BRAKE ASSEMBLY (SERIES CODE 12)	1	1	1			
C	8-	73537500	RATCHET BRAKE ASSEMBLY (SERIES CODE 13 AND ABOVE)	1	1	1			
	-1		NOT USED						
D	-2	10126104	WASHER, LOCK, INTERNAL TOOTH, 8	7	7	7			
D	-3	10125606	WASHER, PLAIN, 8	4	4	4			
D	-	73225100	PACK-ON SWITCH ASSEMBLY (SERIES CODE 11 & BELOW)	1	1	1			
D	-	73529200	PACK-ON SWITCH ASSEMBLY (SERIES CODE 12 & ABOVE)	1	1	1			
E	-4	10127311	SCREW, MACHINE, PAN HEAD, 2-56 x 1/4	1	1	1			
E	-5	10126100	WASHER, LOCK, INTERNAL TOOTH, 2	1	1	1			
E	-6	10125102	SCREW NUT, MACHINE, HEXAGON, 2-56	1	1	1			
E	-7	73224700	BRACKET, SPRING	1	1	1			
E	-8	73225300	SPRING, EXTENSION	1	1	1			
E	-9	93707002	SCREW, SOCKET HEAD, 1/4-20 x 1/2	1	1	1			
E	-10	73224800	ACTUATOR ARM	1	1	1			
E	-11	10127335	SCREW, MACHINE, PAN HEAD, 6-32 x 1/2	1	1	1			
E	-	10127334	SCREW, MACHINE, PAN HEAD, 6-32 x 3/8	1	1	1			
E	-12	10125605	WASHER, PLAIN, 6	1	1	1			
E	-13	10126103	WASHER, LOCK, INTERNAL TOOTH, 6	2	2	2			
E	-14	10125105	SCREW NUT, MACHINE, HEXAGON, 6-32	2	2	2			
E	-15	10127323	SCREW, MACHINE, PAN HEAD, 4-40 x 1/2	2	2	2			
E	-16	10126101	WASHER, LOCK, INTERNAL TOOTH, 4	3	3	3			
E	-17	10125607	WASHER, PLAIN, 10	1	1	1			
E	-18	10126105	WASHER, LOCK, INTERNAL TOOTH, 10	1	1	1			
E	-19	10125107	SCREW NUT, MACHINE, HEXAGON, 10-24	1	1	1			
E	-20	93786012	SWITCH, MINIATURE	1	1	1			
E	-21	73224500	BRACKET, ADJUSTING, SWITCH	1	1	1			
E	-22	73224600	PLATE, MOUNTING (SERIES CODE 11 AND BELOW)	1	1	1			
E	-22	73529100	PLATE, MOUNTING (SERIES CODE 12 AND ABOVE)	1	1	1			
E	-23	10127101	SCREW, MACHINE, PAN HEAD, 4-40 x 3/16 (SERIES CODE 12 AND ABOVE)	3	3	3			
E	-24	92707001	TERMINAL, INSULATED (SERIES CODE 12 AND ABOVE)	3	3	3			
E	-25	93947005	CONNECTOR, 2 PIN (SERIES CODE 12 AND ABOVE)	1	1	1			
E	-26	93943005	CONTACT, SOCKET (SERIES CODE 12 AND ABOVE)	1	1	1			
E	-26A	93943007	CONTACT, SOCKET (SERIES CODE 12 AND ABOVE)	1	1	1			
E	-27	92427024	CAPACITOR, 25V, 50 UF (SERIES CODE 12 AND ABOVE)	1	1	1			
E	-28	92512246	RESISTOR, 1/4W, 33 OHM (SERIES CODE 12 AND ABOVE)	1	1	1			
E	-29	93541007	RING, TERMINAL (SERIES CODE 12 AND ABOVE)	1	1	1			
D	-30	10127347	SCREW, MACHINE, PAN HEAD, 8-32 x 3/8	1	1	1			
D	-31	73224900	BRACKET, MOUNTING, SWITCH	1	1	1			
D	-32	93707004	SCREW, SOCKET HEAD, 1/4 x 3/4	1	1	1			
D	-33	72804300	SPRING, EXTENSION	1	1	1			
D	-34	72802900	PAWL, BRAKE (SERIES CODE 12 AND BELOW)	1	1	1			
D	-34	73226900	PAWL, BRAKE (SERIES CODE 13 AND ABOVE)	1	1	1			
D	-35	10127332	SCREW, MACHINE, PAN HEAD, 6-32 x 1/4	2	2	2			
D	-36	10126103	WASHER, LOCK, INTERNAL TOOTH, 6	4	4	4			
D	-37	46493900	BRACKET, GUIDE (SERIES CODE 12 AND BELOW)	1	1	1			
D	-37	73227100	BRACKET, GUIDE (SERIES CODE 13 AND ABOVE)	1	1	1			
D	-38	92373003	NYLINER, SNAP-IN	1	1	1			
D	-39	10127346	SCREW, MACHINE, PAN HEAD, 8-32 x 5/16	5	5	5			
D	-40	10127333	SCREW, MACHINE, PAN HEAD, 6-32 x 5/16	1	1	1			
D	-41	94281400	CABLE, GROUND	1	1	1			
D	-42	10125605	WASHER, PLAIN, 6	3	3	3			
D	-43	40054700	SPRING, STATIC, GROUND	1	1	1			
D	-44	73225000	MOUNT, GROUND SPRING	1	1	1			
D	-45	73232200	PLATE, PAWL MOUNTING (SERIES CODE 12 AND BELOW)	1	1	1			
D	-45	73537800	PLATE, PAWL MOUNTING (SERIES CODE 13 AND ABOVE)	1	1	1			
C	-46	10125723	SCREW, FLAT HEAD, 8-32 x 5/16	2	2	2			
C	-47	10127348	SCREW, PAN HEAD, 8-32 x 1/2	1	1	1			
C	-48	10126104	WASHER, LOCK, INTERNAL TOOTH, 8	1	1	1			
C	-49	10125606	WASHER, PLAIN, 8	1	1	1			

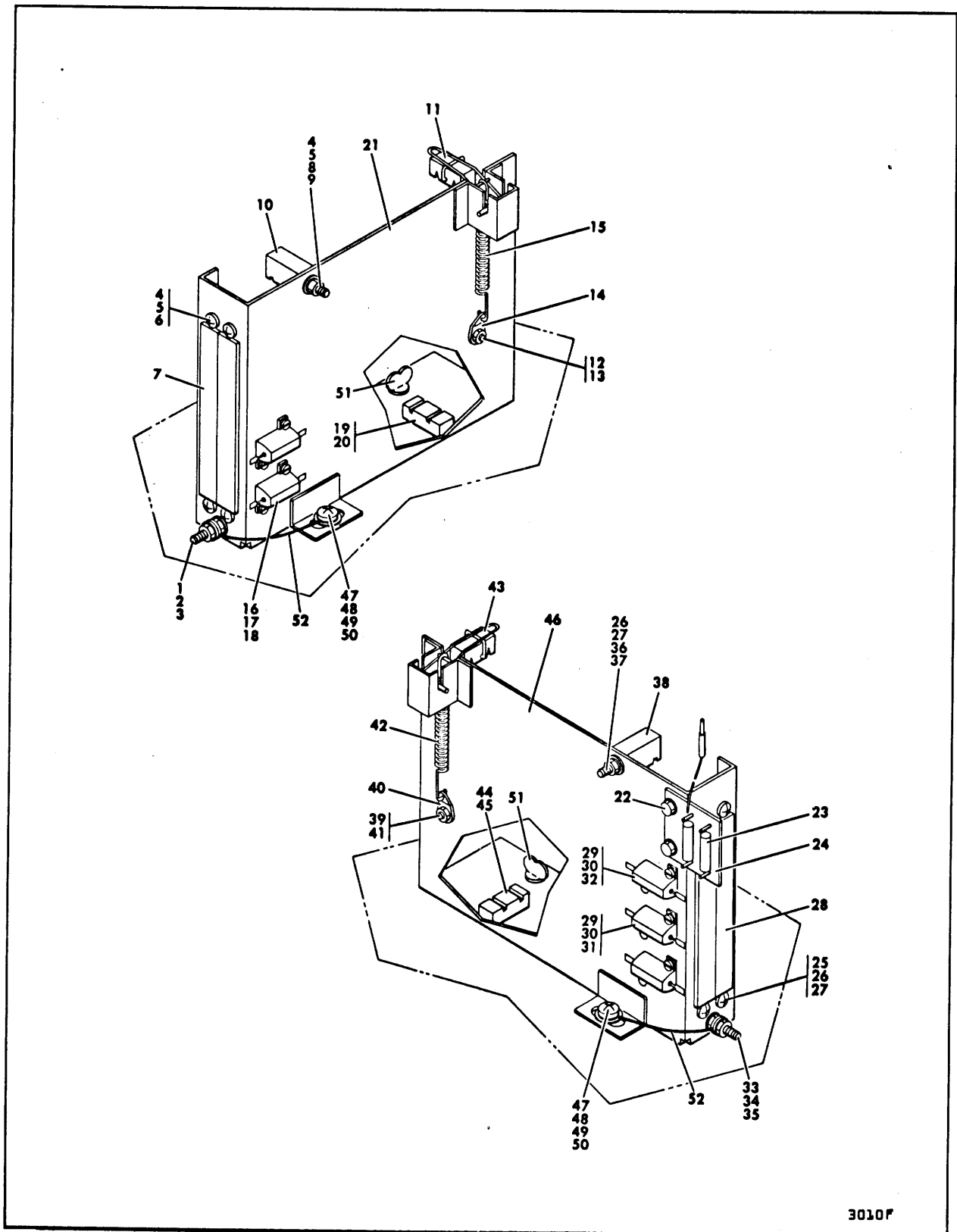


FIGURE 9. LEFT/RIGHT PRE-AMP CHASSIS ASSEMBLY

ASSY LEVEL	INDEX NO.	EQUIPMENT PART NUMBER	ITEM DESCRIPTION	MOD. LEVEL					
				A	B	C			
				NO. REQUIRED					
C	9-	73220800	LEFT PRE-AMP CHASSIS ASSEMBLY	1	1	1			
D	-1	10127125	SCREW, MACHINE, PAN HEAD, PHILLIPS, 8-32 x 3/4	1	1	1			
D	-2	10126402	WASHER, LOCK, EXTERNAL TOOTH, 8	4	4	4			
D	-3	10125106	NUT, HEXAGON, 8-32	2	2	2			
D	-4	10127116	SCREW, MACHINE, PAN HEAD, PHILLIPS, 6-32 x 3/4	1	1	1			
D	-5	10126103	WASHER, LOCK, INTERNAL TOOTH, 6	5	5	5			
D	-6	10125105	NUT, HEXAGON, 6-32	5	5	5			
D	-7	94320100	CONNECTOR, RECEPTACLE, 9 SOCKET	2	2	2			
D	-8	92742175	SCREW, MACHINE, PAN HEAD, PHILLIPS, 6-32 x 1-3/8	3	3	3			
D	-9	10125605	WASHER, FLAT, 6	3	3	3			
D	-10	40082700	SPACER, CARD, DOUBLE	3	3	3			
D	-11	40065600	CARD CLAMP ASSEMBLY	1	1	1			
E	-	40065400	CLAMP, CARD	1	1	1			
E	-	40065500	BLOCK, CARD CLAMP	1	1	1			
D	-12	10127102	SCREW, MACHINE, PAN HEAD, PHILLIPS, 4-40 x 1/4	1	1	1			
D	-13	10125103	NUT, HEXAGON, 4-40	1	1	1			
D	-14	92242004	TERMINAL LUG	1	1	1			
D	-15	40062400	SPRING, EXTENSION	1	1	1			
D	-16	10127311	SCREW MACHINE PAN HEAD, SLOTTED, 2-56 x 1/4	4	4	4			
D	-17	10125800	WASHER, LOCK, SPRING, 2	4	4	4			
D	-18	94267109	RESISTOR, FIXED, WIREWOUND, 800 OHM, 10W	2	2	2			
D	-19	10125703	SCREW, MACHINE, FLAT HEAD, PHILLIPS, 4-40 x 5/16	4	4	4			
D	-20	73222400	SPACER, CARD	2	2	2			
D	-21	73222300	BRACKET, PRE-AMP CHASSIS	1	1	1			
C	9-	73220900	RIGHT PRE-AMP CHASSIS ASSEMBLY	1	1	1			
D	-22	93592158	SCREW, MACHINE, HEXAGON WASHER HEAD, 6-32 x 1/4	2	2	2			
D	-23	92586221	RESISTOR, FIXED, FILM, 165 OHM, 1W, R304, R301	2	2	2			
D	-24	40081100	BOARD, TERMINAL	1	1	1			
D	-25	10127116	SCREW, MACHINE, PAN HEAD, PHILLIPS, 6-32 x 3/4	4	4	4			
D	-26	10126103	WASHER, LOCK, INTERNAL TOOTH, 6	5	5	5			
D	-27	10125105	NUT, HEXAGON, 6-32	5	5	5			
D	-28	94320100	CONNECTOR, RECEPTACLE, 9 SOCKET	2	2	2			
D	-29	10127311	SCREW, MACHINE, PAN HEAD, SLOTTED, 2-56 x 1/4	6	6	6			
D	-30	10125800	WASHER, LOCK, SPRING, 2	6	6	6			
D	-31	94267109	RESISTOR, FIXED, WIREWOUND, 800 OHM, 10W, R300, R302, R303	2	2	2			
D	-32	94267105	RESISTOR, FIXED, WIRE BOUND, 270 OHM, 10W, R300	1	1	1			
D	-33	10127125	SCREW, MACHINE, PAN HEAD, PHILLIPS, 8-32 x 3/4	1	1	1			
D	-34	10126402	WASHER, LOCK, INTERNAL TOOTH, 8	4	4	4			
D	-35	10125106	NUT, HEXAGON, 8-32	2	2	2			
D	-36	10127119	SCREW, MACHINE, PAN HEAD, PHILLIPS, 6-32 x 1-1/4	3	3	3			
D	-37	10125605	WASHER, FLAT, 6	3	3	3			
D	-38	40082700	SPACER, CARD, DOUBLE	3	3	3			
D	-39	10127102	SCREW, MACHINE, PAN HEAD, PHILLIPS, 4-40 x 1/4	1	1	1			
D	-40	92242004	TERMINAL LUG	1	1	1			
D	-41	10125103	NUT, HEXAGON, 4-40	1	1	1			
D	-42	40062400	SPRING, EXTENSION	1	1	1			
D	-43	40065600	CARD CLAMP ASSEMBLY	1	1	1			
E	-	40065400	CLAMP, CARD	1	1	1			
E	-	40065500	BLOCK, CARD CLAMP	1	1	1			
D	-44	93592158	SCREW, MACHINE, FLAT HEAD, PHILLIPS, 4-40 x 5/16	4	4	4			
D	-45	73222400	SPACER, CARD	2	2	2			
D	-46	73222200	BRACKET, PRE-AMP CHASSIS	1	1	1			
C	-47	10127131	SCREW, MACHINE, PAN HEAD, PHILLIPS, 10-24 x 3/8	2	2	2			
C	-48	10126105	WASHER, LOCK, INTERNAL TOOTH, 10	2	2	2			
C	-49	10125607	WASHER, FLAT, 10	2	2	2			
C	-50	73103000	SLEEVE, CHASSIS	2	2	2			
C	-51	94000000	SCREW, THUMB	4	4	4			
C	-52	94281415	CABLE GROUND	2	2	2			

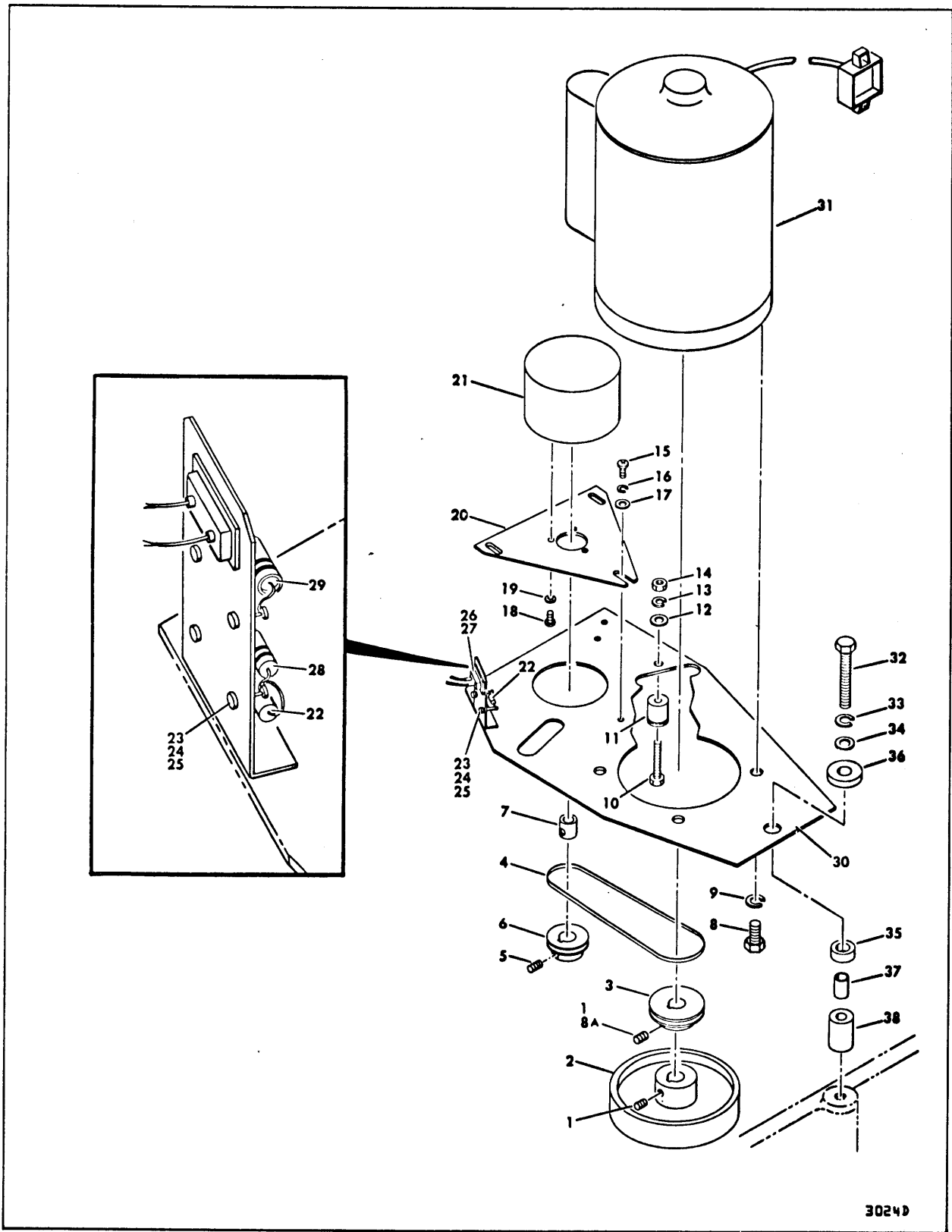


FIGURE 10. MOTOR AND BRAKE ASSEMBLY

ASS'Y LEVEL	INDEX NO.	EQUIPMENT PART NUMBER	ITEM DESCRIPTION	MOD. LEVEL			
				A	B	C	
				NO. REQUIRED			
C	10-	73184703	MOTOR AND BRAKE ASSEMBLY (SERIES CODE 09 AND BELOW)	1	-	-	
C	10-	73543901	MOTOR AND BRAKE ASSEMBLY (SERIES CODE 10-11)	1	-	-	
C	10-	73543905	MOTOR AND BRAKE ASSEMBLY (SERIES CODE 12)	1	-	-	
C	10-	73184708+	MOTOR AND BRAKE ASSEMBLY	1	-	-	
C	10-	73622502	MOTOR AND BRAKE ASSEMBLY (SERIAL NO. 4295 THRU 4782 AND UNITS WITH FCO PE31156 INSTALLED)	1	-	-	
C	10-	75003002	MOTOR AND BRAKE ASSEMBLY (SERIAL NO. 4783 AND ABOVE)	1	-	1	
C	10-	73184704	MOTOR AND BRAKE ASSEMBLY (SERIES CODE 09 AND BELOW)	-	1	-	
C	10-	73543902	MOTOR AND BRAKE ASSEMBLY (SERIES CODE 10-11)	-	1	-	
C	10-	73543906	MOTOR AND BRAKE ASSEMBLY (SERIES CODE 12)	-	1	-	
C	10-	73184709	MOTOR AND BRAKE ASSEMBLY (SERIES CODE 13-14)	-	1	-	
C	10-	75003001	MOTOR AND BRAKE ASSEMBLY (SERIES CODE 15 AND ABOVE)	-	1	-	
D	-1	93071408	SCREW, SET, HEXAGON SOCKET HEAD, 1/4-20 x 3/8 (SERIES CODE 12 AND BELOW)	1	1	1	
D	-1	94090168+	SCREW, SET, HEXAGON SOCKET HEAD, 1/4-20 x 3/8	1	1	1	
D	-1	94090168*	SCREW, SET, HEXAGON SOCKET HEAD, 1/4-20 x 3/8	3	3	3	
D	-2	70956707+	PULLEY, DRIVE MOTOR	1	-	1	
D	-2	73622607*	PULLEY, DRIVE MOTOR	1	-	1	
D	-2	70956708+	PULLEY, DRIVE MOTOR	-	1	-	
D	-2	73622608*	PULLEY, DRIVE MOTOR	-	1	-	
D	-3	94311102	PULLEY, V-BELT (SERIES CODE 12 AND BELOW)	1	1	1	
D	-3	94311116+	PULLEY, V-BELT	1	1	1	
D	-3	94311119*	PULLEY, V-BELT	1	1	1	
D	-4	94311003	BELT, SPECIAL	1	1	1	
D	-5	93071410	SCREW, SET, HEXAGON SOCKET HEAD, 1/4-20 x 1/2 (SERIES CODE 12 AND BELOW)	1	1	1	
D	-5	94016410	SCREW, SET, HEXAGON SOCKET HEAD, 1/4-20 x 1/2 (SERIES CODE 13 AND ABOVE)	1	1	1	
D	-6	94311104	PULLEY, V BELT (SERIES CODE 12 AND BELOW)	1	1	1	
D	-6	94311117	PULLEY, V BELT (SERIES CODE 13 AND ABOVE)	1	1	1	
D	-7	40093301	SLEEVE, MOTOR SHAFT	1	1	1	
D	-8	10126528	SCREW, MACHINE, HEXAGON HEAD, PLAIN, 3/8-16 x 3/4	4	4	4	
D	-8A	94090166	SCREW, SET, HEXAGON SOCKET HEAD, 1/4-20 x 1/4 (SERIES CODE 13 AND ABOVE)	1	1	1	
D	-9	10125808	WASHER, LOCK, SPRING, 3/8	4	4	4	
D	-10	10126506	SCREW, MACHINE, HEXAGON HEAD, PLAIN, 1/4-20 x 1-1/2	1	1	1	
D	-11	40023601	POST, IDLER SPRING	1	1	1	
D	-12	10125608	WASHER, FLAT, 1/4	1	1	1	
D	-13	10125806	WASHER, LOCK, SPRING, 1/4	1	1	1	
D	-14	10125301	NUT, HEXAGON, 1/4	1	1	1	
D	-15	10127143	SCREW, MACHINE, PAN HEAD, PHILLIPS, 10-32 x 1/2	3	3	3	
D	-16	10125805	WASHER, LOCK, SPRING, 10	3	3	3	
D	-17	10125607	WASHER, FLAT, 10	3	3	3	
D	-18	10127347	SCREW, MACHINE, PAN HEAD, SLOTTED, 8-32 x 3/8	3	3	3	
D	-19	10126104	WASHER, LOCK, INTERNAL TOOTH, 8	3	3	3	
D	-20	70740200	PLATE, MOUNTING PLATE	1	1	1	
D	-21	94246101	BRAKE, HYSTERESIS	1	1	1	
D	-22	93935000	RECTIFIER, SILICON	1	1	1	
D	-23	10127101	SCREW, MACHINE, PAN HEAD, PHILLIPS, 4-40 x 3/16	4	4	4	
D	-24	10126101	WASHER, LOCK, INTERNAL TOOTH, 4	4	4	4	
D	-25	92707001	TERMINAL, INSULATED (SERIES CODE 09 AND BELOW)	2	2	2	
D	-25	92707001	TERMINAL, INSULATED (SERIES CODE 10 AND ABOVE)	4	4	4	
D	-26	93948003	CONNECTOR, PIN HOUSING	1	1	1	
D	-27	93942009	PIN, CONTACT	2	2	2	
D	-28	92496227	CAPACITOR, NON-ELECTROLYTIC, 100V (SERIES CODE 10 AND ABOVE)	1	1	1	
D	-29	92512424	RESISTOR, FIXED, 2W, 15 OHM (SERIES CODE 10 AND ABOVE)	1	1	1	
D	-30	72988600	PLATE, MOUNTING, MOTOR (SERIES CODE 09 AND BELOW)	1	1	1	
D	-30	73246900	PLATE, MOUNTING, MOTOR (SERIES CODE 10 AND ABOVE)	1	1	1	
D	-31	73184605	DRIVE MOTOR AND CABLE ASSEMBLY (SERIES CODE 12 AND BELOW)	1	1	-	
D	-31	73184604	DRIVE MOTOR AND CABLE ASSEMBLY (SERIAL NO. 2447 THRU 4782)	1	1	-	
D	-31	73184609	DRIVE MOTOR AND CABLE ASSEMBLY (SERIAL NO. 4783 AND ABOVE)	1	1	1	

+SERIES CODE 13-14 WITHOUT FCO PE31156 INSTALLED
 *SERIES CODE 15 AND ABOVE AND UNITS WITH FCO PE31156 INSTALLED



ASSY LEVEL	INDEX NO.	EQUIPMENT PART NUMBER	ITEM DESCRIPTION	MOD. LEVEL				
				A	B	C		
				NO. REQUIRED				
C	10-		MOTOR AND BRAKE ASSEMBLY (CONT'D)					
E	-	10126103	WASHER, LOCK, INTERNAL TOOTH, 6	1	1	1		
E	-	10126104	WASHER, LOCK, INTERNAL TOOTH, 8	2	2	2		
E	-	92512416	RESISTOR, FIXED, WIREWOUND, 470K OHM, 1W	1	1	1		
E	-		CABLE ASSEMBLY (W2) (SEE FIGURE 19)	1	1	1		
E	-	94264200	MOTOR, ELECTRIC, END MOUNTED (SERIES CODE 12 AND BELOW)	1	1	-		
E	-	94351700	MOTOR, ELECTRIC, END MOUNTED (SERIAL NO. 2447 THRU 4782)	1	1	-		
E	-	94359900	MOTOR, ELECTRIC, END MOUNTED (SERIAL NO. 4783 AND ABOVE)	1	1	1		
C	-32	10126536	SCREW, MACHINE, HEXAGON HEAD, PLAIN, 3/8-16 x 2-1/2	3	3	3		
C	-33	10125808	WASHER, LOCK, SPRING, 3/8	3	3	3		
C	-34	10125610	WASHER, FLAT, 3/8	3	3	3		
C	-35	46489200	SPACER, MOTOR MOUNT	3	3	3		
C	-36	70738300	INSULATOR, MOTOR MOUNT	3	3	3		
C	-37	70738301	INSULATOR, MOTOR MOUNT	3	3	3		
C	-38	70739500	SPACER, MOUNT, MOTOR	3	3	3		
*	-	94275225	RING, MOUNTING	1	1	1		
*	-	73217700	BRACKET, CAPACITOR	1	1	1		
*	-	94255103	CAPACITOR, MOTOR (S/N 1204 AND BELOW)	1	1	1		
*	-	94255102	CAPACITOR, MOTOR (S/N 1205 AND ABOVE)	1	1	1		
*	-	94260504	END, CAPACITOR	1	1	1		
*APPLICABLE ONLY TO UNITS WITH FCO PE29475 INSTALLED								

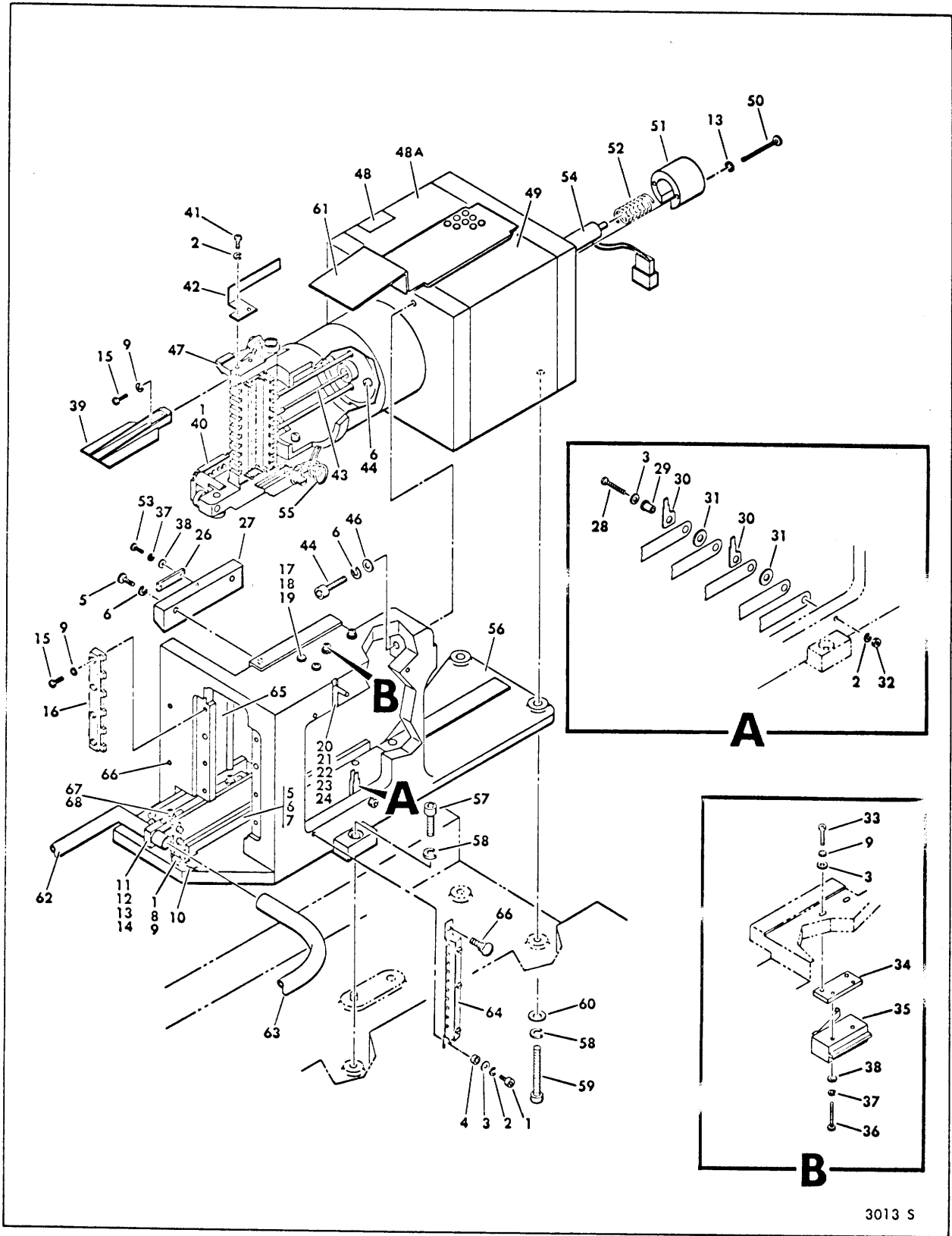


FIGURE 11. ACTUATOR ASSEMBLY

ASSY LEVEL	INDEX NO.	EQUIPMENT PART NUMBER	ITEM DESCRIPTION	MOD. LEVEL				
				A	B	C		
				NO. REQUIRED				
B	11-	73220300	ACTUATOR ASSEMBLY	1	1	1		
C	-1	10126218	SCREW, MACHINE, HEXAGON SOCKET HEAD, CAP, 6-32 x 3/8	4	4	4		
C	-2	10125803	WASHER, LOCK, SPRING	4	4	4		
C	-3	10125605	WASHER, FLAT, 6	4	4	4		
C	-4	73220700	SPACER, BRACKET	1	1	1		
C	-5	10127364	SCREW, MACHINE, PAN HEAD, SLOTTED, 10-24 x 1/2	5	5	5		
C	-6	10125805	WASHER, LOCK, SPRING, 10	8	8	8		
C	-7	73102300	RAIL LOWER	1	1	1		
C	-8	92602001	CLAMP, CABLE, NYLON	2	2	2		
C	-9	10126103	WASHER, LOCK, INTERNAL TOOTH, 6	13	13	13		
C	-10		CABLE ASSEMBLY (W11) (SEE FIGURE 19)	1	1	1		
C	-11	10127124	SCREW, MACHINE, PAN HEAD, PHILLIPS, 8-32 x 5/8	2	2	2		
C	-12	10125606	WASHER, FLAT, 8	2	2	2		
C	-13	10125804	WASHER, LOCK, SPRING, 8	4	4	4		
C	-14	73109500	TRANSDUCER SCALE ASSEMBLY (SERIES CODE 12 AND BELOW)	1	1	1		
C	-14	73543800	TRANSDUCER SCALE ASSEMBLY (SERIES CODE 13 AND ABOVE)	1	1	1		
D	-	73223000	MOUNT, FLEX, TRANSDUCER	2	2	2		
D	-	73223300	MOUNT, TRANSDUCER	1	1	1		
D	-	73222500	TRANSDUCER, POSITION, SCALE	1	1	1		
D	-	10126212	SCREW, MACHINE, HEXAGON SOCKET HEAD, CAP, 4-40 x 1/4	10	10	10		
D	-	46489000	CLAMP, TUBE, FRONT (SERIES CODE 12 AND BELOW)	1	1	1		
D	-	73543600	CLAMP, TUBE, FRONT (SERIES CODE 13 AND BELOW)	1	1	1		
D	-	10125801	WASHER, LOCK, SPRING, 4	2	2	2		
D	-	10125603	WASHER, FLAT, 4	2	2	2		
C	-15	10127114	SCREW, MACHINE, PAN HEAD, PHILLIPS, 6-32 x 1/2	9	9	9		
C	-16	73120600	CORNER, HEAD	2	2	2		
C	-17	10127125	SCREW, MACHINE, PAN HEAD, PHILLIPS, 6-32 x 5/16	2	2	2		
C	-18	10126104	WASHER, LOCK, INTERNAL TOOTH, 6	2	2	2		
C	-19	10125106	NUT, HEXAGON, 6-32	2	2	2		
C	-20	73109700	PIN, HOLDING	1	1	1		
C	-21	16923100	SPRING, COMPRESSION	1	1	1		
C	-22	92033037	RETAINING, RING	1	1	1		
C	-23	73109400	BRACKET, PIN, HOLDING	1	1	1		
C	-24	92373003	NYLINER, SNAP-IN	2	2	2		
C	-25	10127332	SCREW, MACHINE, PAN HEAD, SLOTTED, 8-32 x 1/4	1	1	1		
C	-26	73105200	TRACK, INDICATOR, FIXED (SERIES CODE 10 AND BELOW)	1	1	1		
C	-26	73242100	TRACK, INDICATOR, FIXED (SERIES CODE 11 AND ABOVE)	1	1	1		
C	-27	73102100	RAIL, UPPER	1	1	1		
C	-28	10127339	SCREW, MACHINE, PAN HEAD, SLOTTED, 6-32 x 1	1	1	1		
C	-29	70738900	SPACER	1	1	1		
C	-30	70740500	BASE, TERMINAL	2	2	2		
C	-31	93564002	WASHER, NYLON	2	2	2		
C	-32	10125105	NUT, HEXAGON, 6-32	1	1	1		
C	-33	10127115	SCREW, MACHINE, PAN HEAD, PHILLIPS, 6-32 x 5/8	2	2	2		
C	-34	73103100	BRACKET, SWITCH	1	1	1		
C	-35	94261301	SWITCH, ROLLER, LEVEL	1	1	1		
C	-36	10127326	SCREW, MACHINE, PAN HEAD, SLOTTED, 4-40 x 7/8	2	2	2		
C	-37	10125801	WASHER, LOCK SPRING, 4	2	2	2		
C	-38	10125603	WASHER, FLAT, 4	2	2	2		
C	-39	73222700	SHIELD, HEAD	1	1	1		
C	-40	73222600	SLIDER, TRANSDUCER-POSITIONER	1	1	1		
C	-41	10125016	SCREW, MACHINE, PAN HEAD, PHILLIPS, 6-32 x 3/8	2	2	2		
C	-42	73105100	TRACK, INDICATOR, MOVING (SERIES CODE 10 AND BELOW)	1	1	1		
C	-42	73242000	TRACK, INDICATOR, MOVING (SERIES CODE 11 AND ABOVE)	1	1	1		
C	-43	70729305	ROD, EXTENSION	1	1	1		
C	-44	10127133	SCREW, MACHINE, PAN HEAD, PHILLIPS, 10-24 x 5/8	2	2	2		
C	-45	10126238	SCREW, MACHINE, HEXAGON SOCKET HEAD, CAP, 10-24 x 1	1	1	1		
C	-46	10125607	WASHER, FLAT, 10	1	1	1		
C	-47		CARRIAGE ASSEMBLY (SEE FIGURE 13)	1	1	1		
C	-48	94224658	LABEL, INFORMATION	1	1	1		
C	-48A	94208500	LABEL	1	1	1		
C	-49		MAGNET ASSEMBLY (SEE FIGURE 12)	1	1	1		
C	-50	10127354	SCREW, MACHINE, PAN HEAD, SLOTTED, 8-32 x 1/2	2	2	2		
C	-51	70726001	CAP, END, TRANSDUCER	1	1	1		
C	-52	94206431	SPRING, COMPRESSION	1	1	1		
C	-53	10127104	SCREW, MACHINE, PAN HEAD, PHILLIPS, 4-40 x 3/8	2	2	2		
D	-54	72824701	TRANSDUCER AND CONNECTOR ASSEMBLY	1	1	1		
D	-	94262800	TRANSDUCER, VELOCITY	1	1	1		
D	-	93948003	CONNECTOR, PIN, HOUSING	1	1	1		
D	-	93942008	PIN, CONTACT	2	2	2		
C	-55		CABLE ASSEMBLY (W12) (SEE FIGURE 19)	1	1	1		
C	-56	73107200	HOUSING, ACTUATOR	1	1	1		
B	-57	10126258	SCREW, MACHINE, HEXAGON SOCKET HEAD, CAP, 1/4-20 x 1	2	2	2		
B	-58	10125806	WASHER, LOCK, SPRING, 1/4	5	5	5		



ASSY LEVEL	INDEX NO.	EQUIPMENT PART NUMBER	ITEM DESCRIPTION	MOD. LEVEL						
				A	B	C				
				NO. REQUIRED						
B	11-		ACTUATOR ASSEMBLY (CONT'D							
B	-59	10126262	SCREW, MACHINE, HEXAGON SOCKET HEAD, CAP, 1/4-20 x 2	3	3	3				
B	-60	10125608	WASHER, FLAT, 1/4	5	5	5				
B	-61	73220100	COVER, MAGNET (SERIES CODE 10 AND BELOW)	1	1	1				
B	-61	46484000	COVER, MAGNET (SERIES CODE 11 AND ABOVE)	1	1	1				
B	-62	46489100	TUBE, AIR	1	1	1				
B	-63	73223100	TUBE, AIR, RUBBER	1	1	1				
B	-64	73221700	HEAD CABLE CLAMP ASSEMBLY (RIGHT) (SERIES CODE 11 AND BELOW)	1	1	1				
B	-64	73537000	HEAD CABLE CLAMP ASSEMBLY (RIGHT) SERIES CODE 12 AND ABOVE)	1	1	1				
C	-	10126212	SCREW, HEXAGON, SOCKET HEAD, CAP, 4-40 x 1/4	2	2	2				
C	-	10126101	WASHER, LOCK, INTERNAL TOOTH, 4	5	5	5				
C	-	73221100	CLAMP, CABLE (SERIES CODE 11 AND BELOW)	1	1	1				
C	-	73537300	CLAMP, CABLE (SERIES CODE 12 AND ABOVE)	1	1	1				
C	-	73221800	SPACER, CABLE	1	1	1				
C	-	73221600	BRACKET, CABLE (RIGHT) (SERIES CODE 11 AND BELOW)	1	1	1				
C	-	73536900	BRACKET, CABLE (RIGHT) (SERIES CODE 12 AND ABOVE)	1	1	1				
C	-	10127320	SCREW, MACHINE, PAN HEAD, SLOTTED, 4-40 x 1/4	3	3	3				
B	-65	73221900	HEAD CABLE CLAMP ASSEMBLY (LEFT) (SERIES CODE 11 AND BELOW)	1	1	1				
B	-65	73537200	HEAD CABLE CLAMP ASSEMBLY (LEFT) (SERIES CODE 12 AND ABOVE)	1	1	1				
C	-	10126212	SCREW, HEXAGON, SOCKET HEAD, CAP, 4-40 x 1/4	2	2	2				
C	-	10126101	WASHER, LOCK, INTERNAL TOOTH, 4	5	5	5				
C	-	73221100	CLAMP, CABLE (SERIES CODE 11 AND BELOW)	1	1	1				
C	-	73537300	CLAMP, CABLE (SERIES CODE 12 AND ABOVE)	1	1	1				
C	-	73221800	SPACER, CABLE	1	1	1				
C	-	73221400	BRACKET, CABLE (LEFT) (SERIES CODE 11 AND BELOW)	1	1	1				
C	-	73537100	BRACKET, CABLE (LEFT) (SERIES CODE 12 AND ABOVE)	1	1	1				
C	-	10127320	SCREW, MACHINE, PAN HEAD, SLOTTED, 4-40 x 1/4	3	3	3				
B	-66	94000000	SCREW, THUMB	3	3	3				
B	-67	10126214	SCREW, MACHINE, SOCKET HEAD, 4-40 x 1/2	1	1	1				
B	-68	10125801	WASHER, LOCK, SPRING, 4	1	1	1				
B	-	94241012	CLIP, CABLE	1	1	1				

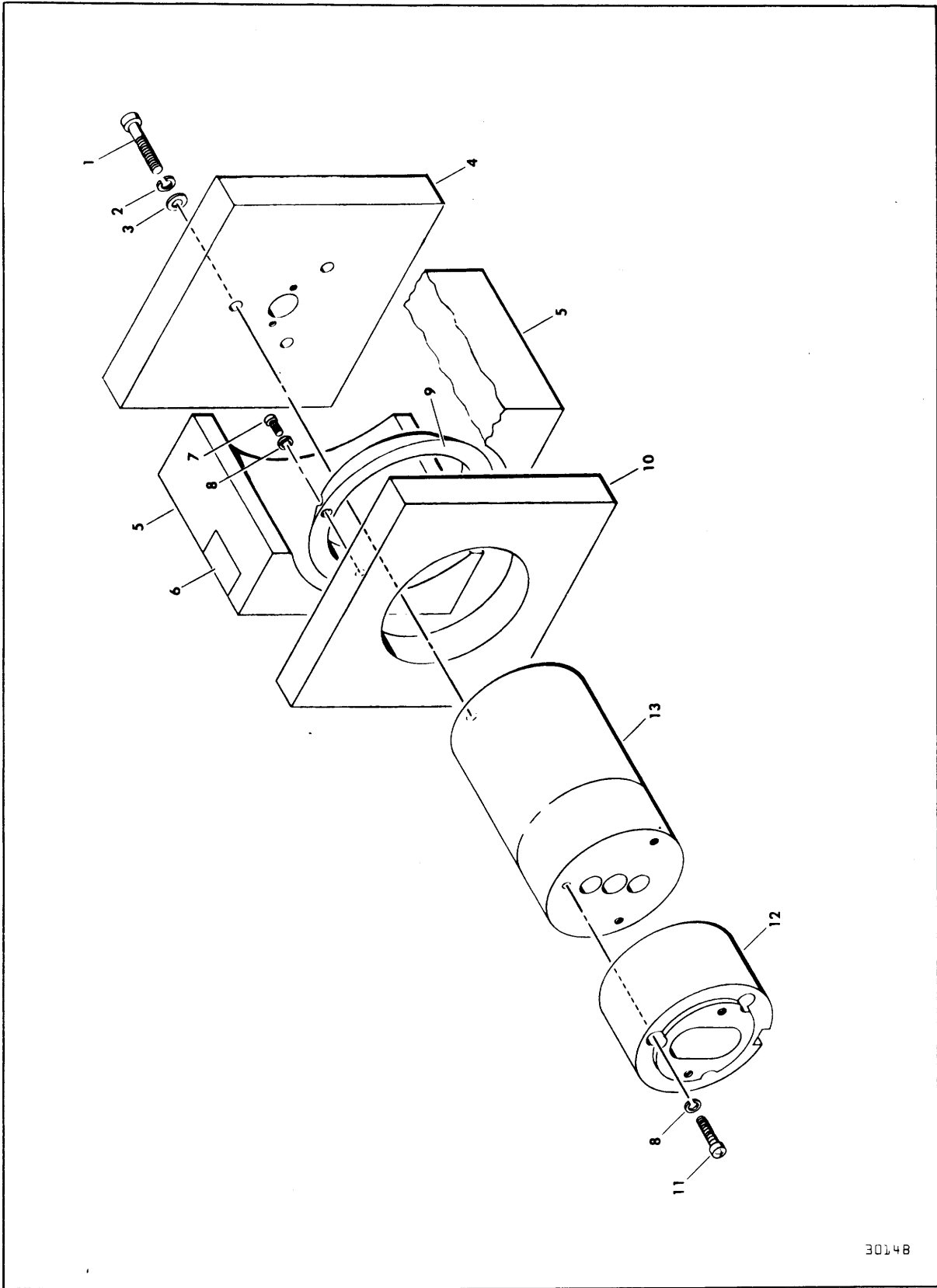


FIGURE 12. MAGNET ASSEMBLY

30148

ASSY LEVEL	INDEX NO.	EQUIPMENT PART NUMBER	ITEM DESCRIPTION	MOD. LEVEL					
				A	B	C			
				NO. REQUIRED					
C	12-	73143000	MAGNET ASSEMBLY	1	1	1			
D	-1	10126260	SCREW, MACHINE, HEXAGON SOCKET HEAD, CAP, 1/4-20 x 1-1/2	3	3	3			
D	-2	10125806	WASHER, LOCK, SPRING, 1/4	3	3	3			
D	-3	10125608	WASHER, FLAT, 1/4	3	3	3			
D	-4	46496000	POLE, REAR	1	1	1			
D	-5	70725800	MAGNET	2	2	2			
D	-6	24547509	LABEL, WARNING, MAGNETIC FIELD	1	1	1			
D	-7	10126233	SCREW, MACHINE, HEXAGON SOCKET HEAD, CAP, 10-24 x 3/8	2	2	2			
D	-8	10125805	WASHER, LOCK, SPRING, 10	2	2	2			
D	-9	73101400	EXTENSION, POLE	1	1	1			
D	-10	46496100	POLE, FRONT	1	1	1			
D	-11	10127136	SCREW, MACHINE, PAN HEAD, PHILLIPS, 10-24 x 1	3	3	3			
D	-12	70727901	MOUNT, STOP	1	1	1			
D	-13	70727701	CORE, MAGNETIC	1	1	1			

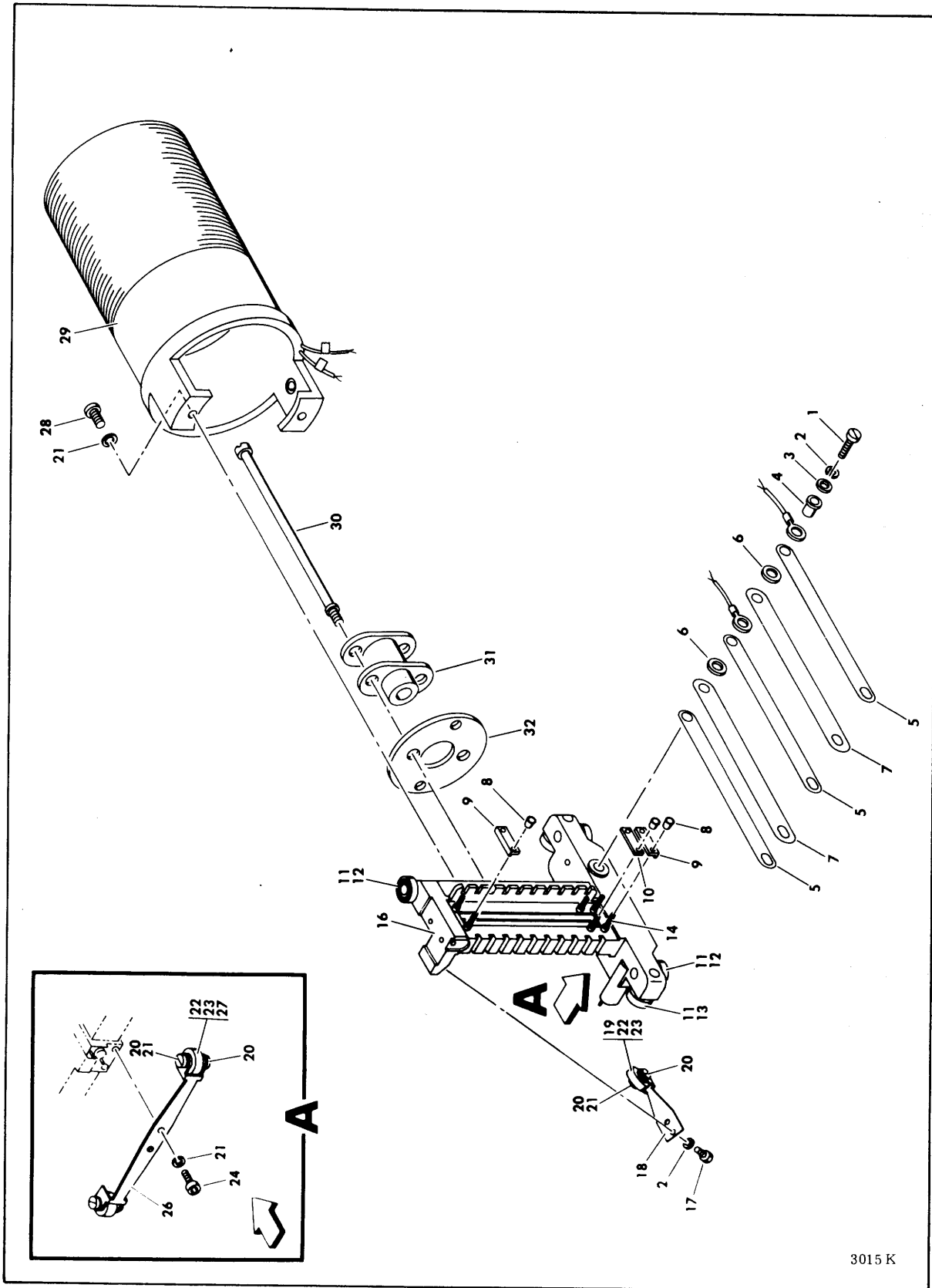


FIGURE 13. CARRIAGE ASSEMBLY

3015 K

ASSY LEVEL	INDEX NO.	EQUIPMENT PART NUMBER	ITEM DESCRIPTION	MOD. LEVEL					
				A	B	C			
				NO. REQUIRED					
C	13-	73220400	CARRIAGE ASSEMBLY	1	1	1			
D	-1	10127336	SCREW, MACHINE, PAN HEAD, SLOTTED, 6-32 x 5/8	1	1	1			
D	-2	10125803	WASHER, LOCK, SPRING, 6	3	3	3			
D	-3	10125605	WASHER, FLAT, 6	1	1	1			
D	-4	70738900	SPACER	1	1	1			
D	-5	70738802	LEAD, FLEXIBLE	3	3	3			
D	-6	93564002	WASHER, FLAT, NYLON, 6	2	2	2			
D	-7	70739002	INSULATOR, LEAD	2	2	2			
D	-8	93290002	NUT, INTERNAL WRENCHING	44	44	44			
D	-9	73224200	CLAMP, FIXED ARM	4	4	4			
D	-10	73224300	CLAMP, FIXED ARM	18	18	18			
D	-	73220600	CARRIAGE AND BEARING ASSEMBLY	1	1	1			
E	-11	92021039	PIN, DOWEL	5	5	5			
E	-12	92054069	BEARING, BALL	3	3	3			
E	-13	94292602	BEARING, BALL	2	2	2			
E	-14	45481603	STUD, DOUBLE THREADED	22	22	22			
	-15		NOT USED						
E	-16	73107400	CARRIAGE, MACHINING	1	1	1			
D	-17	10125016	SCREW, MACHINE, HEXAGON HEAD, 6-32 x 3/8	2	2	2			
D	-18	73224000	SPRING, BEARING, UPPER	1	1	1			
D	-19	94296602	BEARING, BALL	1	1	1			
D	-20	10127344	SCREW, MACHINE, PAN HEAD, SLOTTED, 8-32 x 3/16	6	6	6			
D	-21	10125804	WASHER, LOCK, SPRING, 8	6	6	6			
D	-22	73101900	PIN, BEARING	1	1	1			
D	-23	73102000	SPACER, BEARING	6	6	6			
D	-24	10127345	SCREW, MACHINE, PAN HEAD, SLOTTED, 8-32 x 1/4	2	2	2			
D	-25	73101901	PIN, BEARING	2	2	2			
D	-26	73102800	SPRING, BEARING, LOWER	1	1	1			
D	-27	92054069	BEARING, BALL	2	2	2			
D	-28	10127348	SCREW, MACHINE, PAN HEAD, SLOTTED, 8-32 x 1/2	3	3	3			
D	-29	73104501	COIL ASSEMBLY	1	1	1			
D	-30	70728901	ROD, STOP	2	2	2			
D	-31	72981700	STOP	1	1	1			
D	-32	70725900	PLATE, STOP	1	1	1			
B	-	70599900	HEAD ARM ASSEMBLY, POSITIONS	5	5	5			
B	-	70599901	HEAD ARM ASSEMBLY, POSITIONS	5	5	5			
B	-	70599902	HEAD ARM ASSEMBLY, POSITIONS	5	5	5			
B	-	70599903	HEAD ARM ASSEMBLY, POSITIONS	5	5	5			

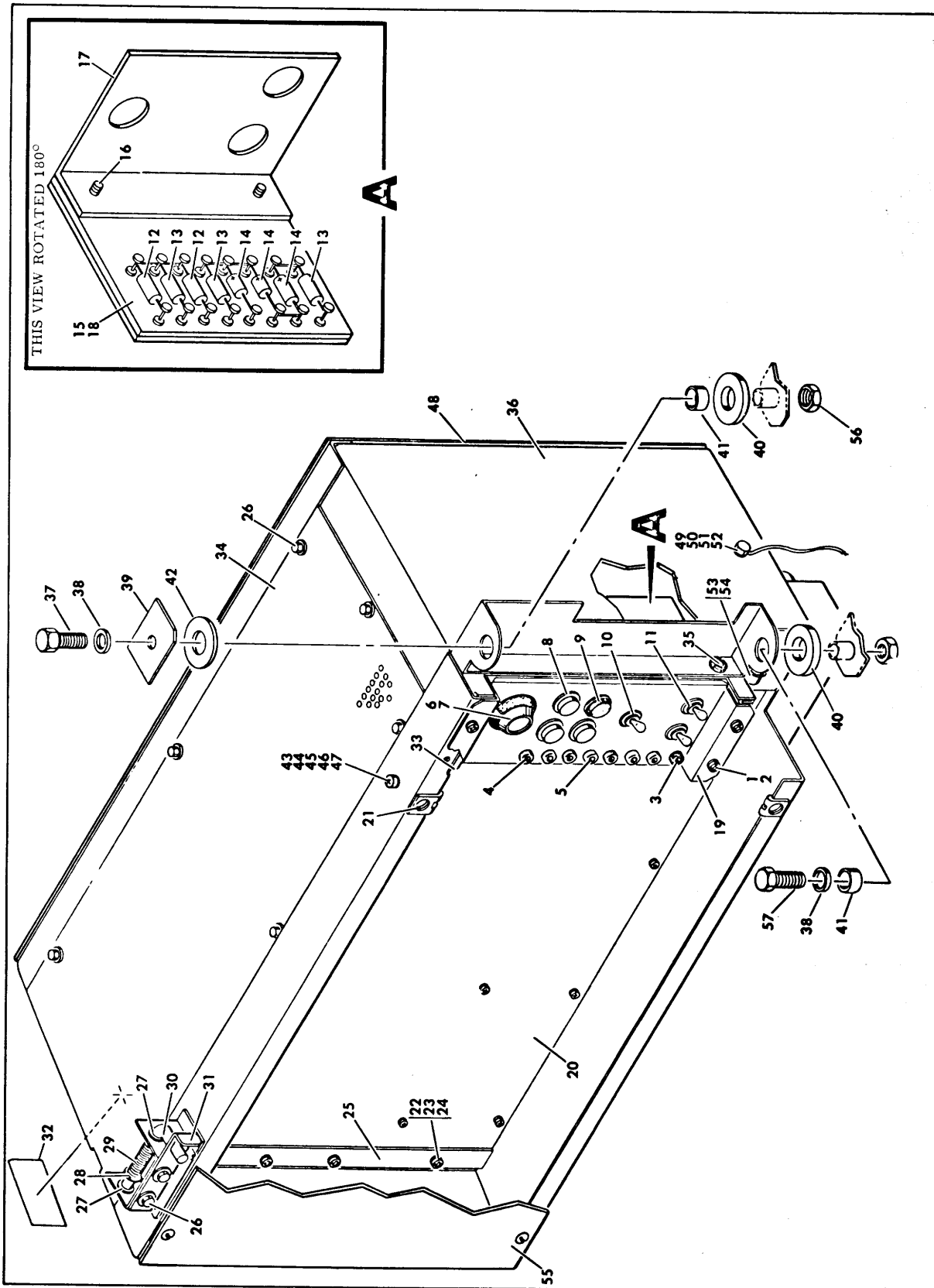


FIGURE 14. LOGIC CHASSIS ASSEMBLY

ASSY LEVEL	INDEX NO.	EQUIPMENT PART NUMBER	ITEM DESCRIPTION	MOD. LEVEL				
				A	B	C		
				NO. REQUIRED				
B	14-	73221000	LOGIC CHASSIS ASSEMBLY	1	1	1		
C	-1	10127122	SCREW, MACHINE, PAN HEAD, PHILLIPS, 8-32 x 3/8	4	4	4		
C	-2	10126104	WASHER, LOCK, INTERNAL TOOTH, 8	4	4	4		
C	-	70731601	MAINTENANCE PANEL ASSEMBLY (SERIES CODE 09 & BELOW)	1	1	1		
C	-	73516001	MAINTENANCE PANEL ASSEMBLY (SERIES CODE 10 THRU 14)	1	1	1		
C	-	73607001	MAINTENANCE PANEL ASSEMBLY (SERIES CODE 15 & ABOVE)	1	1	1		
D	-3	93672001	JACK, BANANA, BLACK (SERIES CODE 14 AND BELOW)	1	1	1		
D	-3	95644001	JACK, BANANA, BLACK (SERIES CODE 15 & ABOVE)	1	1	1		
D	-4	93672003	JACK, BANANA, RED (SERIES CODE 14 & BELOW)	4	4	4		
D	-4	95644000	JACK, BANANA, RED (SERIES CODE 15 & ABOVE)	4	4	4		
D	-5	93672005	JACK, BANANA, BLUE (SERIES CODE 14 & BELOW)	3	3	3		
D	-5	95644003	JACK, BANANA, BLUE (SERIES CODE 15 & ABOVE)	3	3	3		
D	-6	93152001	KNOB, SKIRTED	1	1	1		
D	-7	94275400	SWITCH, ROTARY	1	1	1		
D	-8	94039102	LIGHT, INDICATOR, 24V	3	3	3		
D	-9	93126312	SWITCH, PUSH BUTTON, RED	1	1	1		
D	-10	92509039	SWITCH, TOGGLE	1	1	1		
D	-11	92509041	SWITCH, TOGGLE	2	2	2		
D	-12	92496187	CAPACITOR, NON-ELECTROLYTIC, 200 VDC (SERIES CODE 10 AND ABOVE)	2	2	2		
D	-13	92512371	RESISTOR, FIXED, WIRE WOUND, 1W, 4.7 OHM (SERIES CODE 10 AND ABOVE)	3	3	3		
D	-14	92427023	CAPACITOR, ELECTROLYTIC, 35V (SERIES CODE 10 & ABOVE)	3	3	3		
D	-15	73496400	BOARD, TERMINAL (SERIES CODE 10 THRU 14)	1	1	1		
D	-15	73606800	BOARD, TERMINAL (SERIES CODE 15 & ABOVE)	1	1	1		
D	-16	17901508	SCREW, MACHINE, THREAD ROLL, PHILLIPS, 6-32 x 1/4 (SERIES CODE 10 AND ABOVE)	2	2	2		
D	-17	73496100	MOUNT, MAINTENANCE PANEL (SERIES CODE 10 & ABOVE)	1	1	1		
D	-18	73496200	BOARD, BLANK (SERIES CODE 10 THRU 14)	1	1	1		
D	-18	73606400	BOARD, BLANK (SERIES CODE 15 AND ABOVE)	1	1	1		
D	-19	70748200	PANEL, MAINTENANCE	1	1	1		
D	-	73518900	MAINTENANCE PANEL HARNESS ASSEMBLY (SERIES CODE 14 AND BELOW)	1	1	1		
D	-	73607600	MAINTENANCE PANEL HARNESS ASSEMBLY (SERIES CODE 15 AND ABOVE)	1	1	1		
E	-	94261810	CONNECTOR, PLUG, 28 PIN	1	1	1		
E	-	94245614	CONTACT-CRIMP, INSERT, SOCKET	11	11	11		
C	-20	73534803	PANEL AND GUIDE ASSEMBLY	1	1	1		
D	-	17901515	SCREW, MACHINE, THREAD ROLL, PHILLIPS, 8-32 x 1/4	16	16	16		
D	-	46490200	GUIDE, RAIL	1	1	1		
D	-	46490201	GUIDE, RAIL	1	1	1		
D	-	94309003	CLIP, U TYPE	17	17	17		
D	-	46490800	LABEL, MARKER	AR	AR	AR		
D	-	46491100	PANEL, PERPENDICULAR (5 POS)	4	4	4		
D	-	46490202	GUIDE, RAIL, 10 UNIT ASSEMBLY	3	3	3		
D	-	73534703	PANEL, WIRE WRAP ASSEMBLY	1	1	1		
C	-21	94317800	RECEPTACLE, NUT, CLIP ON	8	8	8		
C	-22	10127143	SCREW, MACHINE, PAN HEAD, PHILLIPS, 10-32 x 1/2	8	8	8		
C	-23	10126105	WASHER, LOCK, INTERNAL TOOTH, 10	8	8	8		
C	-24	10125607	WASHER, FLAT, 10	8	8	8		
C	-25	73106300	INSULATOR, PANEL BACK	2	2	2		
C	-26	93592162	SCREW, MACHINE, HEXAGON WASHER HEAD, 6-32 x 3/8	9	9	9		
C	-27	92373005	NYLINER, SNAP IN	2	2	2		
C	-28	92033038	RING, RETAINING	1	1	1		
C	-29	45229900	SPRING, COMPRESSION	1	1	1		
C	-30	40032300	LATCH	1	1	1		
C	-31	70741700	GUIDE, LATCH	1	1	1		
C	-32	94208500	LABEL	1	1	1		
C	-33	94237703	TRIM, SAFETY, BLACK	1	1	1		
C	-34	73117300	COVER, LOGIC CHASSIS	1	1	1		
C	-35	92633003	BUMPER, GROMMET TYPE	1	1	1		
C	-36	72986400	CHASSIS, LOGIC	1	1	1		
B	-37	10126530	SCREW, MACHINE, HEXAGON HEAD, 3/8-16 x 1	1	1	1		
B	-38	10125610	WASHER, FLAT, 3/8	2	2	2		
B	-39	40033000	PLATE, FRICTION	2	2	2		
B	-40	45718501	SPACER	2	2	2		
B	-41	70742900	BEARING	2	2	2		
B	-42	45718500	SPACER	2	2	2		
B	-43	10127123	SCREW, MACHINE, PAN HEAD, PHILLIPS, 8-32 x 1/2	1	1	1		
B	-44	10126104	WASHER, LOCK, INTERNAL TOOTH, 8	1	1	1		
B	-45	92602010	CLAMP, CABLE, NYLON	1	1	1		
B	-46	10125606	WASHER, FLAT, 8	1	1	1		



ASSY LEVEL	INDEX NO.	EQUIPMENT PART NUMBER	ITEM DESCRIPTION	MOD. LEVEL				
				A	B	C		
				NO. REQUIRED				
B	14-		LOGIC CHASSIS ASSEMBLY (CONT'D)					
B	-47	10125106	NUT, HEXAGON, 8-32	1	1	1		
B	-48	73113600	REAR COVER ASSEMBLY	1	1	1		
C	-	73113500	COVER, REAR	1	1	1		
C	-	94317701	FASTENER, OVAL FLUSH HEAD, STUD TYPE	4	4	4		
C	-	94317900	RETAINER, SPLIT	4	4	4		
B	-49	10127122	SCREW, MACHINE, PAN HEAD, PHILLIPS, 8-32 x 3/8	1	1	1		
B	-50	10126402	WASHER, LOCK, EXTERNAL TOOTH, 8	2	2	2		
B	-51	94281429	CABLE, GROUND	1	1	1		
B	-52	10125106	NUT, HEXAGON, 8-32	1	1	1		
B	-53	93592240	SCREW, MACHINE, HEXAGON WASHER, HEAD, SELF TAPPING, 10-24 x 1/2	2	2	2		
B	-54	92602013	CLAMP, CABLE	1	1	1		
B	-	94281458	CABLE, GROUND	1	1	1		
B	-55	70735700	FRONT COVER ASSEMBLY	1	1	1		
C	-	70725100	COVER, FRONT	1	1	1		
C	-	94317701	FASTENER, OVAL FLUSH HEAD, STUD TYPE	4	4	4		
C	-	94317900	RETAINER, SPLIT	4	4	4		
B	-56	93006033	NUT, HEXAGON, JAM, 3/8-16	2	2	2		
B	-57	10126531	SCREW, MACHINE, HEXAGON HEAD, 3/8-16 x 1-1/4	1	1	1		
B	-	94281402	CABLE, GROUND	1	1	1		

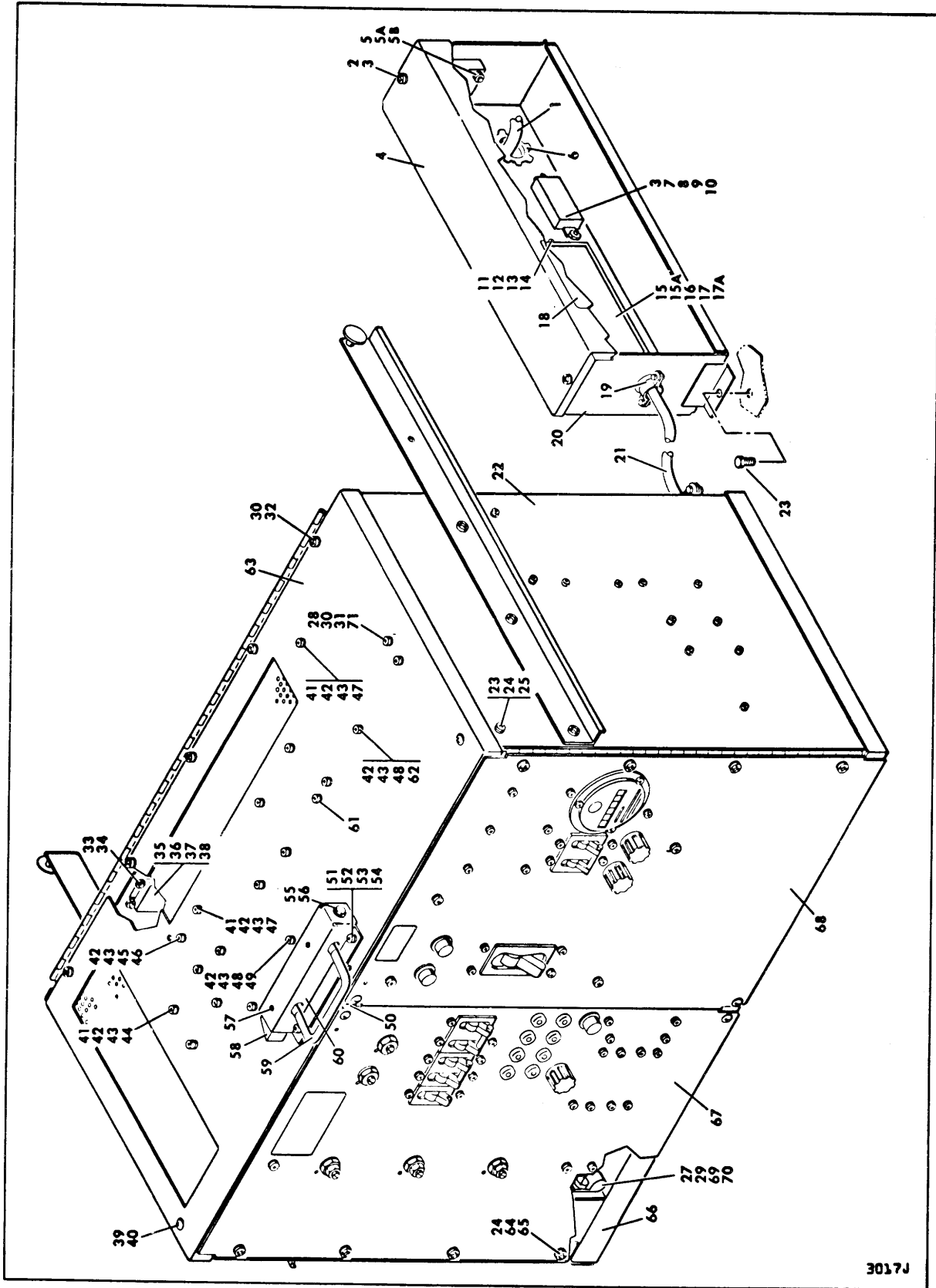


FIGURE 15. POWER SUPPLY ASSEMBLY

3017J

ASSY LEVEL	INDEX NO.	EQUIPMENT PART NUMBER	ITEM DESCRIPTION	MOD. LEVEL			NO. REQUIRED		
				A	B	C			
B	15-	70730307	POWER SUPPLY ASSEMBLY	1	-	-			
B	-	70730307	(SERIES CODE 11 AND BELOW)	1	-	-			
B	-	70730308	(SERIES CODE 11 AND BELOW)	-	1	-			
B	-	70730309	(SERIES CODE 11 AND BELOW)	-	-	1			
B	-	73557804	(SERIES CODE 12)	1	-	-			
B	-	73557805	(SERIES CODE 12)	-	1	-			
B	-	73557806	(SERIES CODE 12)	-	-	1			
B	-	73560504	(SERIES CODE 13)	1	-	-			
B	-	73560505	(SERIES CODE 13)	-	1	-			
B	-	73560506	(SERIES CODE 13)	-	-	1			
C	-1		CABLE ASSEMBLY, POWER (W1) (SEE FIGURE 19)	1	1	1			
C	-	46343300	FILTER CHASSIS ASSEMBLY	1	-	1			
C	-	46343302	FILTER CHASSIS ASSEMBLY	-	1	-			
D	-2	10127120	SCREW, MACHINE, PAN HEAD, PHILLIPS, 8-32 x 1/4	2	2	2			
D	-3	10126104	WASHER, LOCK, INTERNAL TOOTH, 8	4	4	4			
D	-4	70728400	COVER, FILTER	1	1	1			
D	-5	94245207	CIRCUIT BREAKER	1	1	1			
D	-5A	10126103	WASHER, LOCK, INTERNAL TOOTH, 6	4	4	4			
D	-5B	10127111	SCREW, MACHINE, PAN HEAD, 6-32 x 1/4	4	4	4			
D	-6	92801003	CLAMP, CABLE	1	1	1			
D	-7	10127123	SCREW, MACHINE, PAN HEAD, PHILLIPS, 8-32 x 3/4	2	2	2			
D	-8	10125106	NUT, HEXAGON, 8-32	2	2	2			
D	-9	94241900	OUTLET, LOCKING, 50 AMP	1	-	1			
D	-9	94241901	OUTLET, LOCKING, 50 AMP	-	1	-			
D	-10	93109321	STANDOFF, SPACER	2	2	2			
D	-11	10127133	SCREW, MACHINE, PAN HEAD, PHILLIPS, 10-24 x 5/8	7	7	7			
D	-12	10126105	WASHER, LOCK, INTERNAL TOOTH, 10	8	8	8			
D	-13	10125607	WASHER, FLAT, 10	2	2	2			
D	-14	10125107	NUT, HEXAGON, 10-24	4	4	4			
D	-15	10127132	SCREW, MACHINE, PAN HEAD, PHILLIPS, 10-24 x 1/2	1	1	1			
D	-15A	10126403	WASHER, LOCK, EXTERNAL TOOTH, 10	1	1	1			
D	-16	70728800	BRACKET, FILTER	1	1	1			
D	-17	94246000	FILTER, RF1	1	-	1			
D	-17	94246001	FILTER, RF1	-	1	-			
D	-17A	10127131	SCREW, MACHINE, PAN HEAD, PHILLIPS, 10-24 x 3/8	4	4	4			
D	-18	24547504	PLATE, WARNING	1	1	1			
D	-19	92801001	CLAMP, CABLE	1	1	1			
D	-20	70728500	CHASSIS, FILTER	1	1	1			
D	-20	46343200	CHASSIS, FILTER	1	1	1			
C	-21		CABLE ASSEMBLY, W6 (SEE FIGURE 19)	1	1	1			
C	-22		POWER SUPPLY CABINET ASSEMBLY (SEE FIGURE 16)	1	1	1			
C	-23	10127131	SCREW, MACHINE, PAN HEAD, PHILLIPS, 10-24 x 3/8	4	4	4			
C	-24	10126105	WASHER, LOCK, INTERNAL TOOTH, 10	8	8	8			
C	-25	46485800	SUPPORT	1	1	1			
C	-26		NOT USED						
C	-27	10126104	WASHER, LOCK, INTERNAL TOOTH, 8	3	3	3			
C	-28	93872004	SUPPORT, LID	1	1	1			
C	-29	10125106	NUT, HEXAGON, 8-32	3	3	3			
C	-30	95655543	SCREW, SHEETMETAL, 10-16 x 1/2	10	10	10			
C	-31	95634806	NUT, SPEED, 10	5	5	5			
C	-32	95634805	NUT, SPEED, 10	5	5	5			
C	-33	10125103	NUT, HEXAGON, 4-40	4	4	4			
C	-34	10126101	WASHER, LOCK, INTERNAL TOOTH, 4	4	4	4			
C	-35	73512600	HARNESS ASSEMBLY (SERIES CODE 04 AND BELOW)	1	1	1			
C	-35	73187000	HARNESS ASSEMBLY (SERIES CODE 05-07)	1	1	1			
C	-35	73217900	HARNESS ASSEMBLY (SERIES CODE 08-09)	1	1	1			
C	-35	73514700	HARNESS ASSEMBLY (SERIES CODE 10-11)	1	1	1			
C	-35	73514701	HARNESS ASSEMBLY (SERIES CODE 12-13)	1	1	1			
D	-	94281201	CONNECTOR, RECEPTACLE, 75 PIN	1	1	1			
D	-	93947000	HOUSING, SOCKET, CONNECTOR	2	2	2			
D	-	93947001	HOUSING, SOCKET, CONNECTOR	1	1	1			
D	-	93943001	CONTACT, SOCKET	12	12	12			
D	-	94219808	CONNECTOR, DUO-TYNE FLAG	2	2	2			
D	-	93943000	CONTACT, SOCKET	7	7	7			
D	-	93943005	CONTACT, SOCKET	60	60	60			
D	-	94219907	CONTACT, DUO-TYNE FLAG	40	40	40			



ASSY LEVEL	INDEX NO.	EQUIPMENT PART NUMBER	ITEM DESCRIPTION	MOD. LEVEL			NO. REQUIRED		
				A	B	C			
B	15-		POWER SUPPLY ASSEMBLY (CONT'D)						
C	-36	93642005	GUIDE, SOCKET, CONNECTOR CORNER	2	2	2			
C	-37	93642004	PIN, GUIDE, CONNECTOR CORNER	2	2	2			
C	-38	93960007	JACKSCREW, FEMALE	2	2	2			
C	-	70732400	TOP PANEL ASSEMBLY	1	1	1			
D	-39	94317701	FASTENER, OVAL, FLUSH, STUD TYPE	2	2	2			
D	-40	94317900	RETAINER, SPLIT RING	2	2	2			
D	-41	10127123	SCREW, MACHINE, PAN HEAD, PHILLIPS, 8-32 x 1/2	6	6	6			
D	-42	10126104	WASHER, LOCK, INTERNAL TOOTH, 8	11	11	11			
D	-43	10125106	NUT, HEXAGON, 8-32	11	11	11			
D	-44	95583503	RECTIFIER BLOCK, 15A	2	2	2			
D	-45	10127125	SCREW, MACHINE, PAN HEAD, PHILLIPS, 8-32 x 3/4	1	1	1			
D	-46	95582001	BRIDGE, RECTIFIER	1	1	1			
D	-47	94277406	STRAP, CABLE TIE	2	2	2			
D	-48	10127122	SCREW, MACHINE, PAN HEAD, PHILLIPS, 8-32 x 3/8	4	4	4			
D	-49	47100200	TRANSFORMER, CONTROL	2	2	2			
D	-50	34317800	RECEPTACLE, CLIP ON	2	2	2			
D	-51	10127142	SCREW, MACHINE, PAN HEAD, PHILLIPS, 10-32 x 3/8	2	2	2			
D	-52	10126105	WASHER, LOCK, INTERNAL TOOTH, 10	2	2	2			
D	-53	10125607	WASHER, FLAT, 10	2	2	2			
D	-54	10125108	NUT, HEXAGON, 10-32	2	2	2			
D	-	45521901	LOGIC LATCH ASSEMBLY	1	1	1			
E	-55	93592162	SCREW, MACHINE, HEXAGON WASHER HEAD, SELF TAPPING, 6-32 x 3/8	1	1	1			
E	-56	94206109	SPRING, COMPRESSION	1	1	1			
E	-57	93532089	PIN, ROLL	2	2	2			
E	-58	45171200	LATCH, BOLT	1	1	1			
E	-59	45514500	HANDLE, LATCH	1	1	1			
E	-60	45514700	HOUSING, LATCH	1	1	1			
D	-61	47052600	TRANSFORMER, CONTROL	1	1	1			
D	-	95655543	SCREW, SHEETMETAL, 10-16 x 1/2	6	6	6			
D	-	95634806	NUT, SPEED, 10	6	6	6			
D	-62	47061900	INDUCTOR ASSEMBLY	1	1	1			
D	-63	70739900	PANEL, TOP	1	1	1			
D	-64	10127130	SCREW, MACHINE, PAN HEAD, PHILLIPS, 10-24 x 5/16	1	1	1			
C	-65	92650003	NUT, ACORN	1	1	1			
C	-66	34237703	TRIM, SAFETY, BLOCK	1	1	1			
C	-67	--	RIGHT FRONT PANEL ASSEMBLY (SEE FIGURE 17)	1	1	1			
C	-68	--	LEFT FRONT PANEL ASSEMBLY (SEE FIGURE 17)	1	1	1			
C	-69	10127123	SCREW, MACHINE, PAN HEAD, PHILLIPS, 8-32 x 1/2	1	1	1			
C	-70	92602010	CLAMP, CABLE, NYLON	1	1	1			
C	-71	70744000	SPRING-FALL, SUPPORT	1	1	1			

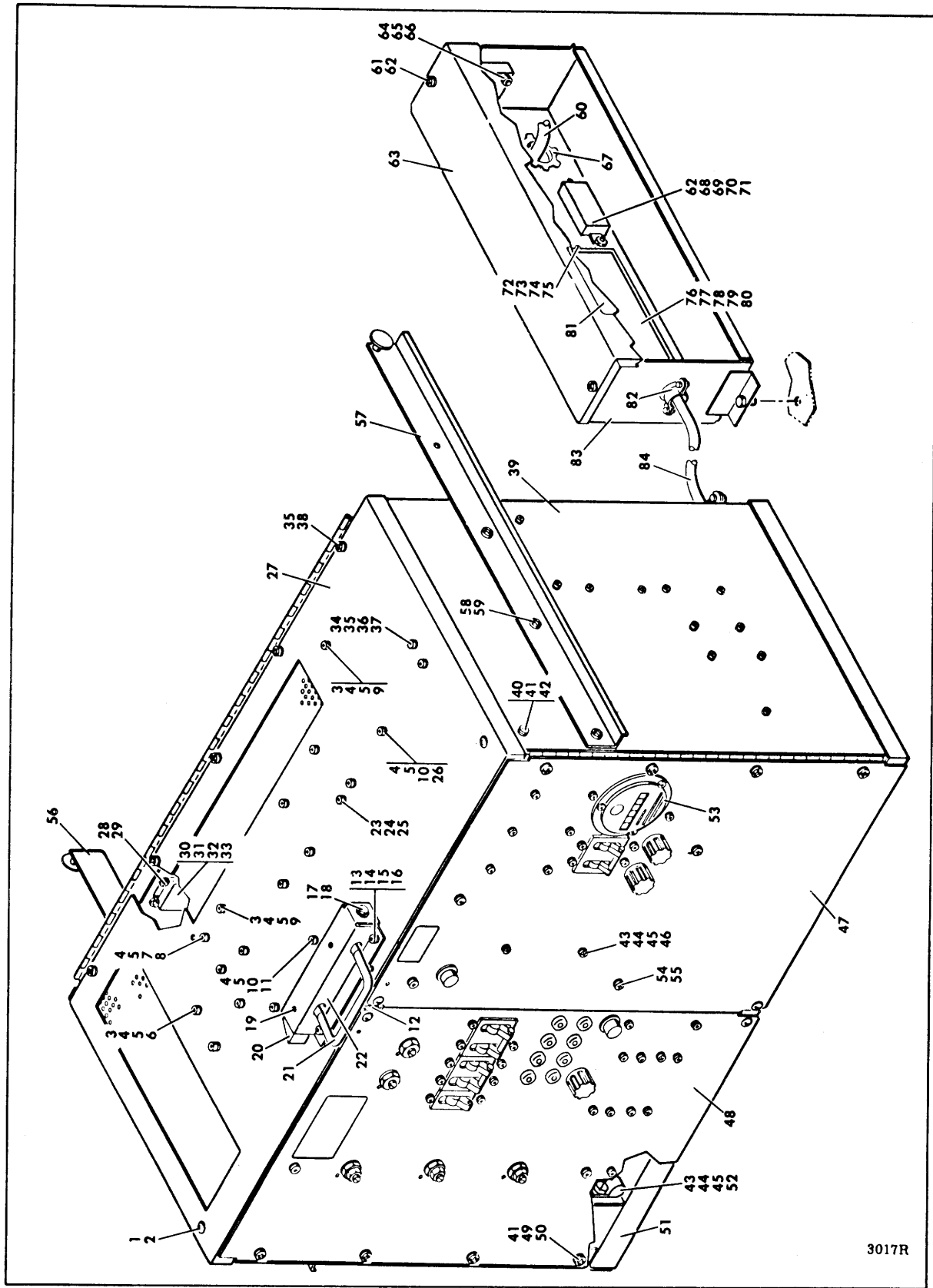


FIGURE 15. POWER SUPPLY ASSEMBLY

3017R

ASSY LEVEL	INDEX NO.	EQUIPMENT PART NUMBER	ITEM DESCRIPTION	MOD. LEVEL			NO. REQUIRED		
				A	B	C			
B	15-	73570900	POWER SUPPLY ASSEMBLY (SERIES CODE 14 AND ABOVE)	1	-	-			
B	15-	73570901	POWER SUPPLY ASSEMBLY (SERIES CODE 14 AND ABOVE)	-	1	-			
B	15-	73570908	POWER SUPPLY ASSEMBLY (SERIES CODE 14 AND ABOVE)	-	-	1			
C	-	70732400	TOP PANEL ASSEMBLY	1	1	1			
D	-1	94317701	FASTENER, OVAL, FLUSH, STUD TYPE	2	2	2			
D	-2	94317900	RETAINER, SPLIT RING	2	2	2			
D	-3	10127123	SCREW, MACHINE, PAN HEAD, PHILLIPS, 8-32 x 1/2	6	6	6			
D	-4	10126104	WASHER, LOCK, INTERNAL TOOTH, 8	11	11	11			
D	-5	10125106	NUT, HEXAGON, 8-32	11	11	11			
D	-6	95583503	RECTIFIER BLOCK, 15A	2	2	2			
D	-7	10127125	SCREW, MACHINE, PAN HEAD, PHILLIPS, 8-32 x 3/4	1	1	1			
D	-8	95582001	BRIDGE, RECTIFIER	1	1	1			
D	-9	94277406	STRAP, CABLE TIE	2	2	2			
D	-10	10127122	SCREW, MACHINE, PAN HEAD, PHILLIPS, 8-32 x 3/8	4	4	4			
D	-11	47100200	TRANSFORMER, CONTROL	2	2	2			
D	-12	94317800	RECEPTACLE, CLIP ON	2	2	2			
D	-13	10127142	SCREW, MACHINE, PAN HEAD, PHILLIPS, 10-32 x 3/8	2	2	2			
D	-14	10126105	WASHER, LOCK, INTERNAL TOOTH, 10	2	2	2			
D	-15	10125607	WASHER, FLAT, 10	2	2	2			
D	-16	10125108	NUT, HEXAGON, 10-32	2	2	2			
D	-	45521901	LOGIC LATCH ASSEMBLY	1	1	1			
E	-17	93592162	SCREW, MACHINE, HEXAGON WASHER HEAD, SELF TAPPING, 6-32 x 3/8	1	1	1			
E	-18	94206109	SPRING, COMPRESSION	1	1	1			
E	-19	93532089	PIN, ROLL	2	2	2			
E	-20	45171200	LATCH, BOLT	1	1	1			
E	-21	45514500	HANDLE, LATCH	1	1	1			
E	-22	45514700	HOUSING, LATCH	1	1	1			
D	-23	47052600	TRANSFORMER, CONTROL	1	1	1			
D	-24	95655543	SCREW, SHEETMETAL, 10-16 x 1/2	6	6	6			
D	-25	95634806	NUT, SPEED, 10-16	6	6	6			
D	-26	47061900	INDUCTOR ASSEMBLY	1	1	1			
D	-27	70739900	PANEL, TOP	1	1	1			
C	-28	10125103	NUT, HEXAGON, 4-40	4	4	4			
C	-29	10126101	WASHER, LOCK, INTERNAL TOOTH, 4	4	4	4			
C	-30	93642005	GUIDE, SOCKET, CONNECTOR CORNER	2	2	2			
C	-31	93642004	PIN, GUIDE, CONNECTOR CORNER	2	2	2			
C	-32	93960007	JACKSCREW, FEMALE	2	2	2			
C	-33	73571200	HARNES ASSEMBLY (SERIES CODE 14-16)	1	1	1			
C	-33	75082100	HARNES ASSEMBLY (SERIES CODE 17 AND ABOVE)	1	1	1			
D	-	94281201	CONNECTOR, RECEPTACLE, 75 PIN	1	1	1			
D	-	93947000	HOUSING, SOCKET, CONNECTOR	2	2	2			
D	-	93947001	HOUSING, SOCKET, CONNECTOR	1	1	1			
D	-	93943001	CONTACT, SOCKET	4	4	4			
D	-	93943000	CONTACT, SOCKET	6	6	6			
D	-	93943002	CONTACT, SOCKET	4	4	4			
D	-	93645002	CONTACT, SOCKET	61	61	61			
D	-	94219808	CONNECTOR, DUO-TYNE FLAG	2	2	2			
D	-	94219903	CONTACT, DUO-TYNE FLAG	39	39	39			
C	-34	93872004	SUPPORT, LID	1	1	1			
C	-35	95655543	SCREW, SHEET METAL, 10-16 x 1/2	10	10	10			
C	-36	95634806	NUT, SPEED, 10-16	5	5	5			
C	-37	70744000	SPRING-FALL, SUPPORT	1	1	1			
C	-38	95634805	NUT, SPEED, 10-16	5	5	5			
C	-39	-	POWER SUPPLY CABINET ASSEMBLY (SEE FIGURE 16)	1	1	1			
C	-40	10127131	SCREW, MACHINE, PAN HEAD, PHILLIPS, 10-24 x 3/8	2	2	2			
C	-41	10126105	WASHER, LOCK, INTERNAL TOOTH, 10	3	3	3			
C	-42	46485800	SUPPORT	1	1	1			
C	-43	10127123	SCREW, MACHINE, PAN HEAD, PHILLIPS, 8-32 x 1/2	3	3	3			
C	-44	10126104	WASHER, LOCK, INTERNAL TOOTH, 8	3	3	3			
C	-45	10125106	NUT, HEXAGON, 8-32	3	3	3			
C	-46	73577900	TRIAC ASSEMBLY	1	1	1			
D	-	94304405	SWITCH, SOLID STATE, AC	1	1	1			
D	-	93747025	RECEPTACLE, SLIDE ON	4	4	4			
D	-	94130000	RECEPTACLE, PIGGY BACK	1	1	1			
D	-	93943002	CONTACT, SOCKET	3	3	3			
C	-47	-	RIGHT FRONT PANEL ASSEMBLY (SEE FIGURE 17)	1	1	1			
C	-48	-	LEFT FRONT PANEL ASSEMBLY (SEE FIGURE 17)	1	1	1			
C	-49	10127130	SCREW, MACHINE, PAN HEAD, PHILLIPS, 10-24 x 5/16	1	1	1			
C	-50	92650003	NUT, ACORN	1	1	1			
C	-51	94237703	TRIM, SAFETY, BLOCK	1	1	1			
C	-52	92602010	CLAMP, CABLE, NYLON	1	1	1			



ASSY LEVEL	INDEX NO.	EQUIPMENT PART NUMBER	ITEM DESCRIPTION	MOD. LEVEL			
				A	B	C	
				NO. REQUIRED			
B	15-	75099000	POWER SUPPLY ASSEMBLY (SERIES CODE 14 AND ABOVE)	1	-	-	
B	15-	75099001	POWER SUPPLY ASSEMBLY (SERIES CODE 14 AND ABOVE)	-	1	-	
B	15-	75099005	POWER SUPPLY ASSEMBLY (SERIES CODE 14 AND ABOVE)	-	-	1	
C	-	70732400	TOP PANEL ASSEMBLY	1	1	1	
D	-1	94317701	FASTENER, OVAL, FLUSH, STUD TYPE	2	2	2	
D	-2	94317900	RETAINER, SPLIT RING	2	2	2	
D	-3	10127123	SCREW, MACHINE, PAN HEAD, PHILLIPS, 8-32 x 1/2	6	6	6	
D	-4	10126104	WASHER, LOCK, INTERNAL TOOTH, 8	11	11	11	
D	-5	10125106	NUT, HEXAGON, 8-32	11	11	11	
D	-6	95583503	RECTIFIER BLOCK, 15A	2	2	2	
D	-7	10127125	SCREW, MACHINE, PAN HEAD, PHILLIPS, 8-32 x 3/4	1	1	1	
D	-8	95582001	BRIDGE, RECTIFIER	1	1	1	
D	-9	94277406	STRAP, CABLE TIE	2	2	2	
D	-10	10127122	SCREW, MACHINE, PAN HEAD, PHILLIPS, 8-32 x 3/8	4	4	4	
D	-11	47100200	TRANSFORMER, CONTROL	2	2	2	
D	-12	94317800	RECEPTACLE, CLIP ON	2	2	2	
D	-13	10127142	SCREW, MACHINE, PAN HEAD, PHILLIPS, 10-32 x 3/8	2	2	2	
D	-14	10126105	WASHER, LOCK, INTERNAL TOOTH, 10	2	2	2	
D	-15	10125607	WASHER, FLAT, 10	2	2	2	
D	-16	10125108	NUT, HEXAGON, 10-32	2	2	2	
D	-	45521901	LOGIC LATCH ASSEMBLY	1	1	1	
E	-17	93592162	SCREW, MACHINE, HEXAGON WASHER HEAD, SELF TAPPING, 6-32 x 3/8	1	1	1	
E	-18	94206109	SPRING, COMPRESSION	1	1	1	
E	-19	93532089	PIN, ROLL	2	2	2	
E	-20	45171300	LATCH, BOLT	1	1	1	
E	-21	45514300	HANDLE, LATCH	1	1	1	
E	-22	45514700	HOUSING, LATCH	1	1	1	
D	-23	47052600	TRANSFORMER, CONTROL	1	1	1	
D	-24	95655543	SCREW, SHEETMETAL, 10-16 x 1/2	6	6	6	
D	-25	95634806	NUT, SPEED, 10-16	6	6	6	
D	-26	47061900	INDUCTOR ASSEMBLY	1	1	1	
D	-27	70739900	PANEL, TOP	1	1	1	
D	-28	10125103	NUT, HEXAGON, 4-40	4	4	4	
C	-29	10126101	WASHER, LOCK, INTERNAL TOOTH, 4	4	4	4	
C	-30	93642005	GUIDE, SOCKET, CONNECTOR CORNER	2	2	2	
C	-31	93642004	PIN, GUIDE, CONNECTOR CORNER	2	2	2	
C	-32	93960007	JACKSCREW, FEMALE	2	2	2	
C	-33	73571200	HARNESS ASSEMBLY (SERIES CODE 14-16)	1	1	1	
C	-33	75082100	HARNESS ASSEMBLY (SERIES CODE 17 AND ABOVE)	1	1	1	
D	-	94281201	CONNECTOR, RECEPTACLE, 75 PIN	1	1	1	
D	-	93947000	HOUSING, SOCKET, CONNECTOR	2	2	2	
D	-	93947001	HOUSING, SOCKET, CONNECTOR	1	1	1	
D	-	93943001	CONTACT, SOCKET	4	4	4	
D	-	93943000	CONTACT, SOCKET	6	6	6	
D	-	93943002	CONTACT, SOCKET	4	4	4	
D	-	93645002	CONTACT, SOCKET	61	61	61	
D	-	94219808	CONNECTOR, DUO-TYNE FLAG	2	2	2	
D	-	94219903	CONTACT, DUO-TYNE FLAG	39	39	39	
C	-34	93872004	SUPPORT, LID	1	1	1	
C	-35	95655543	SCREW, SHEET METAL, 10-16 x 1/2	10	10	10	
C	-36	95634806	NUT, SPEED, 10-16	5	5	5	
C	-37	70744000	SPRING-FALL, SUPPORT	1	1	1	
C	-38	95634805	NUT, SPEED, 10-16	5	5	5	
C	-39	-	POWER SUPPLY CABINET ASSEMBLY (SEE FIGURE 16)	1	1	1	
C	-40	10127131	SCREW, MACHINE, PAN HEAD, PHILLIPS, 10-24 x 3/8	2	2	2	
C	-41	10126105	WASHER, LOCK, INTERNAL TOOTH, 10	3	3	3	
C	-42	46485800	SUPPORT	1	1	1	
C	-43	10127123	SCREW, MACHINE, PAN HEAD, PHILLIPS, 8-32 x 1/2	3	3	3	
C	-44	10126104	WASHER, LOCK, INTERNAL TOOTH, 8	3	3	3	
C	-45	10125106	NUT, HEXAGON, 8-32	3	3	3	
C	-46	73577900	TRIAC ASSEMBLY	1	1	1	
D	-	94304405	SWITCH, SOLID STATE, AC	1	1	1	
D	-	93747025	RECEPTACLE, SLIDE ON	4	4	4	
D	-	94130000	RECEPTACLE, PIGGY BACK	1	1	1	
D	-	93943002	CONTACT, SOCKET	3	3	3	
C	-47	-	RIGHT FRONT PANEL ASSEMBLY (SEE FIGURE 17)	1	1	1	
C	-48	-	LEFT FRONT PANEL ASSEMBLY (SEE FIGURE 17)	1	1	1	
C	-49	10127130	SCREW, MACHINE, PAN HEAD, PHILLIPS, 10-24 x 5/16	1	1	1	
C	-50	92650003	NUT, ACORN	1	1	1	
C	-51	94237703	TRIM, SAFETY, BLOCK	1	1	1	
C	-52	92602010	CLAMP, CABLE, NYLON	1	1	1	



ASSY LEVEL	INDEX NO.	EQUIPMENT PART NUMBER	ITEM DESCRIPTION	MOD. LEVEL				
				A	B	C		
				NO. REQUIRED				
B	15-	75099012	POWER SUPPLY ASSEMBLY (SERIES CODE 14 AND ABOVE)	1	-	-		
B	15-	75099013	POWER SUPPLY ASSEMBLY (SERIES CODE 14 AND ABOVE)	-	1	-		
B	15-	75099021	POWER SUPPLY ASSEMBLY (SERIES CODE 14 AND ABOVE)	-	-	1		
C	-	70732400	TOP PANEL ASSEMBLY (SERIES CODE 14 AND ABOVE)	1	-	-		
D	-1	94317701	FASTENER, OVAL, FLUSH, STUD TYPE	-	1	-		
D	-2	94317900	RETAINER, SPLIT RING	1	-	-		
D	-3	10127123	SCREW, MACHINE, PAN HEAD, PHILLIPS, 8-32 x 1/3	2	2	2		
D	-4	10126104	WASHER, LOCK, INTERNAL TOOTH, 8	2	2	2		
D	-5	10125106	NUT, HEXAGON, 8-32	6	6	6		
D	-6	95583503	RECTIFIER BLOCK, 15A	11	11	11		
D	-7	10127125	SCREW, MACHINE, PAN HEAD, PHILLIPS, 8-32 x 3/4	11	11	11		
D	-8	95582001	BRIDGE, RECTIFIER	2	2	2		
D	-9	04277406	STRAP, CABLE TIE	1	1	1		
D	-10	10127122	SCREW, MACHINE, PAN HEAD, PHILLIPS, 8-32 x 3/8	1	1	1		
D	-11	47100200	TRANSFORMER, CONTROL	1	1	1		
D	-12	94317800	RECEPTACLE, CLIP ON	2	2	2		
D	-13	10127142	SCREW, MACHINE, PAN HEAD, PHILLIPS, 10-32 x 3/8	4	4	4		
D	-14	10126105	WASHER, LOCK, INTERNAL TOOTH, 10	2	2	2		
D	-15	10125607	WASHER, FLAT, 10	2	2	2		
D	-16	10125108	NUT, HEXAGON, 10-32	2	2	2		
D	-17	45521901	LOGIC LATCH ASSEMBLY	2	2	2		
E	-18	93592162	SCREW, MACHINE, HEXAGON WASHER HEAD, SELF TAPPING, 6-32 x 3/8	2	2	2		
E	-19	94206109	SPRING, COMPRESSION	1	1	1		
E	-20	93532089	PIN, ROLL	1	1	1		
E	-21	45171200	LATCH, BOLT	1	1	1		
E	-22	45514500	HANDLE, LATCH	1	1	1		
D	-23	45514700	HOUSING, LATCH	2	2	2		
D	-24	47052600	TRANSFORMER, CONTROL	1	1	1		
D	-25	95655543	SCREW, SHEETMETAL, 10-16 x 1/2	1	1	1		
D	-26	95634806	NUT, SPEED, 10-16	1	1	1		
D	-27	47061900	INDUCTOR ASSEMBLY	1	1	1		
D	-28	70739900	PANEL, TOP	6	6	6		
D	-29	10125103	NUT, HEXAGON, 4-40	6	6	6		
D	-30	10126101	WASHER, LOCK, INTERNAL TOOTH, 4	1	1	1		
D	-31	93642005	GUIDE, SOCKET, CONNECTOR CORNER	1	1	1		
D	-31	93642004	PIN, GUIDE, CONNECTOR CORNER	4	4	4		
C	-32	73571200	HARNES ASSEMBLY (SERIES CODE 14-16)	2	2	2		
C	-32	75082100	HARNES ASSEMBLY (SERIES CODE 17 AND ABOVE)	2	2	2		
D	-	94281201	CONNECTOR, RECEPTACLE, 75 PIN	1	1	1		
D	-	93947000	HOUSING, SOCKET, CONNECTOR	1	1	1		
D	-	93947001	HOUSING, SOCKET, CONNECTOR	1	1	1		
D	-	93943001	CONTACT, SOCKET	2	2	2		
D	-	93943000	CONTACT, SOCKET	1	1	1		
D	-	93943002	CONTACT, SOCKET	4	4	4		
D	-	93645002	CONTACT, SOCKET	6	6	6		
D	-	94219808	CONTACT, SOCKET	4	4	4		
D	-	94219903	CONNECTOR, DUO-TYNE FLAG	4	4	4		
D	-	93960007	CONTACT, DUO-TYNE FLAT	61	61	61		
D	-	73577900	JACKSCREW, FEMALE	2	2	2		
D	-	94304405	TRIAC ASSEMBLY	39	39	39		
D	-	93747025	SWITCH, SOLID STATE, AC	2	2	2		
D	-	94130000	RECEPTACLE, SLIDE ON	1	1	1		
D	-	93943002	RECEPTACLE, PIGGY BACK	1	1	1		
D	-	93672004	CONTACT, SOCKET	1	1	1		
D	-	95655543	SUPPORT, LID	4	4	4		
D	-	95634806	SCREW, SHEETMETAL, 10-16 x 1/2	1	1	1		
D	-	70744000	NUT, SPEED, 10-16	3	3	3		
D	-	95634805	SPRING-FALL, SUPPORT	1	1	1		
D	-	10127131	NUT, SPEED, 10-16	10	10	10		
D	-	10126105	POWER SUPPLY CABINET ASSEMBLY (SEE FIGURE 16)	5	5	5		
D	-	46485800	SCREW, MACHINE, PAN HEAD, PHILLIPS, 10-24 x 3/8	1	1	1		
D	-	10127123	WASHER, LOCK, INTERNAL TOOTH, 10	5	5	5		
D	-	10126104	SUPPORT	1	1	1		
D	-	10125106	SCREW, MACHINE, PAN HEAD, PHILLIPS, 8-32 x 1/2	2	2	2		
D	-	10125106	WASHER, LOCK, INTERNAL TOOTH, 8	3	3	3		
D	-	10125106	NUT, HEXAGON, 8-32	1	1	1		
D	-	10125106	NOT USED	3	3	3		
D	-	10127130	RIGHT FRONT PANEL ASSEMBLY (SEE FIGURE 17)	3	3	3		
D	-	92650003	LEFT FRONT PANEL ASSEMBLY (SEE FIGURE 17)	3	3	3		
D	-	94237703	SCREW, MACHINE, PAN HEAD, PHILLIPS, 10-24 x 5/16	1	1	1		
D	-	02602010	TRIM, SAFETY, BLACK	1	1	1		
D	-	02602010	CLAMP, CABLE, NYLON	1	1	1		

70618000 K
(with PE31497/PE31499A)



ASSY LEVEL	INDEX NO.	EQUIPMENT PART NUMBER	ITEM DESCRIPTION	MOD. LEVEL			NO. REQUIRED		
				A	B	C			
B	15-		POWER SUPPLY ASSEMBLY (CONT'D)	1	1	1			
C	-53	94313802	METER, HOUR, AC	1	-	1			
C	-53	94313803	METER, HOUR, AC	-	1	-			
B	-	73577700	POWER SUPPLY KIT	1	1	1			
C	-54	95655543	SCREW, SHEETMETAL, 10-16 x 1/2	4	4	4			
C	-55	95634806	NUT, SPEED, 10-16	4	4	4			
C	-	70739600	COVER, SAFETY	1	1	1			
C	-	24547504	PLATE, WARNING	1	1	1			
	-56		NOT USED						
	-57		NOT USED						
	-58		NOT USED						
	-59		NOT USED						
B	-	73576707	POWER SUPPLY DISTRIBUTION ASSEMBLY	1	-	-			
B	-	73576708	POWER SUPPLY DISTRIBUTION ASSEMBLY	-	1	-			
B	-	73576706	POWER SUPPLY DISTRIBUTION ASSEMBLY	-	-	-			
C	-60		CABLE ASSEMBLY, POWER, W1 (SEE FIGURE 19)	1	1	1			
C	-	46343300	FILTER CHASSIS ASSEMBLY	1	-	1			
C	-	46343302	FILTER CHASSIS ASSEMBLY	-	1	-			
D	-61	10127120	SCREW, MACHINE, PAN HEAD, PHILLIPS, 8-32 x 1/4	6	6	6			
D	-62	10126104	WASHER, LOCK, INTERNAL TOOTH, 8	8	8	8			
D	-63	70728400	COVER, FILTER	1	1	1			
D	-64	94245207	CIRCUIT BREAKER	1	1	1			
D	-65	10126103	WASHER, LOCK, INTERNAL TOOTH, 6	4	4	4			
D	-66	10127111	SCREW, MACHINE, PAN HEAD, PHILLIPS, 6-32 x 1/4	4	4	4			
D	-67	92801003	CLAMP, CABLE	1	1	1			
D	-68	10127123	SCREW, MACHINE, PAN HEAD, PHILLIPS, 8-32 x 3/4	2	2	2			
D	-69	10125106	NUT, HEXAGON, 8-32	2	2	2			
D	-70	94241900	OUTLET, LOCKING, 50 AMP	1	-	1			
D	-70	94241901	OUTLET, LOCKING, 50 AMP	-	1	-			
D	-71	93109321	STANDOFF, SPACER	2	2	2			
D	-72	10127132	SCREW, MACHINE, PAN HEAD, PHILLIPS, 10-24 x 5/8	3	3	3			
D	-73	10126105	WASHER, LOCK, INTERNAL TOOTH, 10	8	8	8			
D	-74	10125607	WASHER, FLAT, 10	10	10	10			
D	-75	10125107	NUT, HEXAGON, 10-24	4	4	4			
D	-76	10127133	SCREW, MACHINE, PAN HEAD, PHILLIPS, 10-24 x 1/2	1	1	1			
D	-77	10126403	WASHER, LOCK, EXTERNAL TOOTH, 10	1	1	1			
D	-78	70728800	BRACKET, FILTER	1	1	1			
D	-79	94246000	FILTER, RF1	1	-	1			
D	-79	94246001	FILTER, RF1	-	1	-			
D	-80	10127131	SCREW, MACHINE, PAN HEAD, PHILLIPS, 10-24 x 3/8	4	4	4			
D	-81	24547504	PLATE, WARNING	2	2	2			
D	-82	92801001	CLAMP, CABLE	1	1	1			
D	-83	46343200	CHASSIS, FILTER, RF1	1	-	1			
D	-83	70728500	CHASSIS, FILTER, RF1	-	1	-			
C	-84		CABLE ASSEMBLY, W6 (SEE FIGURE 19)	1	1	1			

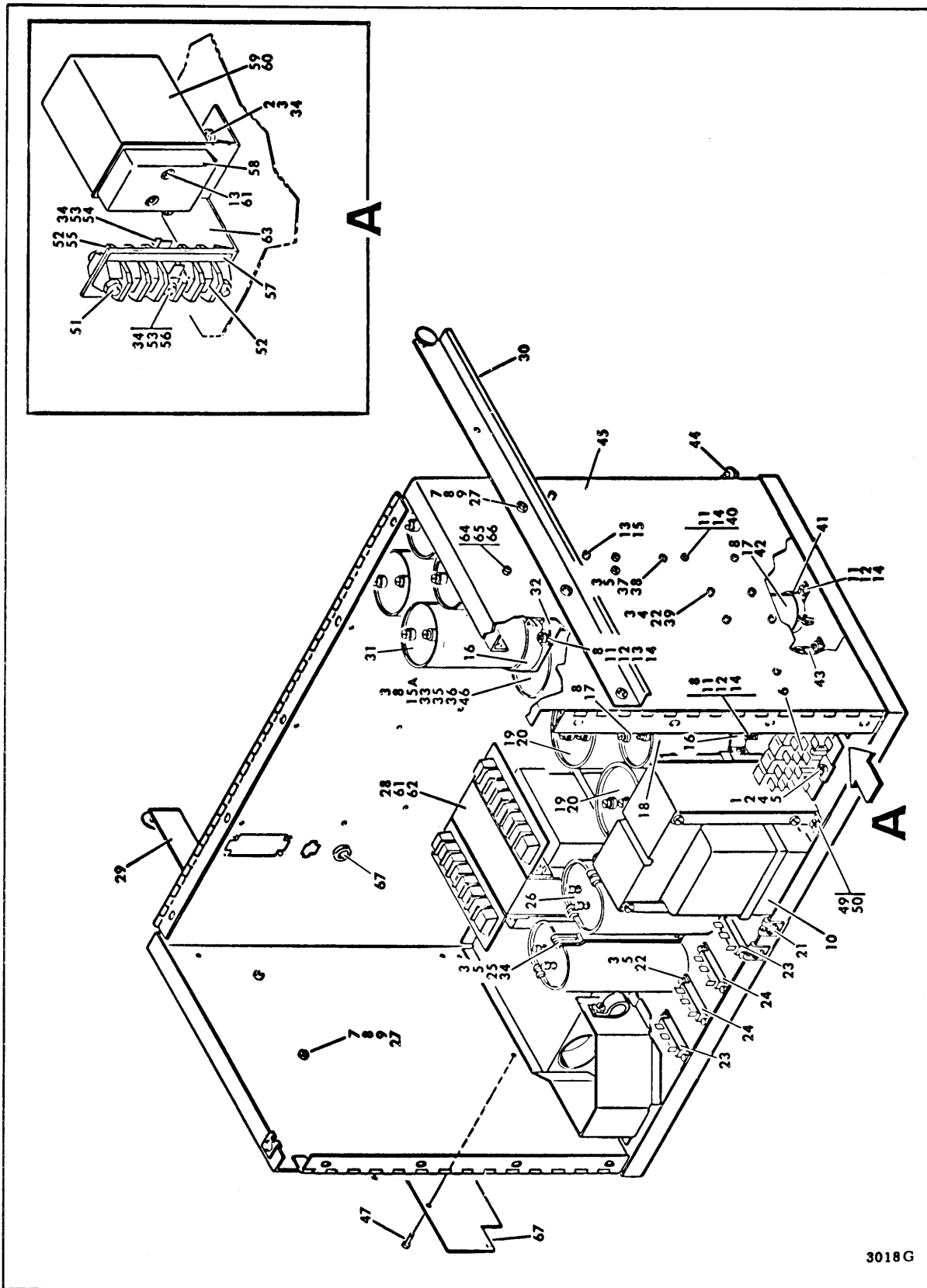


FIGURE 16. POWER SUPPLY CABINET ASSEMBLY (SHEET 1 OF 4)

3018G

ASSY LEVEL	INDEX NO.	EQUIPMENT PART NUMBER	ITEM DESCRIPTION	MOD. LEVEL				
				A	B	C		
				NO. REQUIRED				
C	16-	73181000	POWER SUPPLY CABINET ASSEMBLY (SERIES CODE 04) SHEET 1 OF 4	1	-	1		
C	16-	73181001	POWER SUPPLY CABINET ASSEMBLY (SERIES CODE 04)	-	1	-		
C	16-	73189700	POWER SUPPLY CABINET ASSEMBLY (SERIES CODE 05-07)	1	-	1		
C	16-	73189701	POWER SUPPLY CABINET ASSEMBLY (SERIES CODE 05-07)	-	1	-		
C	16-	73193400	POWER SUPPLY CABINET ASSEMBLY (SERIES CODE 08)	1	-	1		
C	16-	73193401	POWER SUPPLY CABINET ASSEMBLY (SERIES CODE 08)	-	1	-		
C	16-	73219100	POWER SUPPLY CABINET ASSEMBLY (SERIES CODE 09)	1	-	1		
C	16-	73219101	POWER SUPPLY CABINET ASSEMBLY (SERIES CODE 09)	-	1	-		
C	16-	73511200	POWER SUPPLY CABINET ASSEMBLY (SERIES CODE 10-12)	1	-	1		
C	16-	73559500	POWER SUPPLY CABINET ASSEMBLY (SERIES CODE 13)	1	-	1		
C	16-	73511201	POWER SUPPLY CABINET ASSEMBLY (SERIES CODE 10-12)	-	1	-		
C	16-	73559501	POWER SUPPLY CABINET ASSEMBLY (SERIES CODE 13)	-	1	-		
D	-1	10127125	SCREW, MACHINE, PAN HEAD, PHILLIPS, 8-32 x 3/4	9	9	9		
D	-2	10125606	WASHER, FLAT, 8	13	13	13		
D	-3	10126104	WASHER, LOCK, INTERNAL TOOTH, 8	16	16	16		
D	-4		NOT APPLICABLE					
D	-5	10125106	NUT, HEXAGON, 8-32	33	33	33		
D	-6	92643005	RELAY, POWER	2	2	2		
D	-7	10125607	WASHER, FLAT, 10	6	6	6		
D	-8	10126105	WASHER, LOCK, INTERNAL TOOTH, 10	40	40	40		
D	-9	10125108	NUT, HEXAGON, 10-32	6	6	6		
D	-10	47274400	TRANSFORMER	1	1	1		
D	-11	95655517	SCREW, SHEET METAL, 6-20 x 1/2	11	11	11		
D	-12	95634801	NUT, SPEED, 6	29	29	29		
D	-13	95634805	NUT, SPEED, 10	4	4	4		
D	-14	95655516	SCREW, SHEET METAL, 6-20 x 3/8	18	18	18		
D	-15	95655543	SCREW, SHEET METAL, 10-16 x 1/2	4	4	4		
D	-15A	17901516	SCREW, MACHINE, PAN HEAD, SELF TAPPING, 8-32 x 3/8	3	3	3		
D	-16	92691009	BRACKET, CAPACITOR MOUNTING	6	6	6		
D	-17	10127378	SCREW, MACHINE, PAN HEAD, PHILLIPS, 10-32 x 5/16	16	16	16		
D	-18	95578102	CAPACITOR, 50 VDC, ELECTROLYTIC	2	2	2		
D	-19	95663003	CAPACITOR, 10 VDC, ELECTROLYTIC	2	2	2		
D	-20	92691011	BRACKET, MOUNTING, CAPACITOR, 2 LEGS	2	2	2		
D	-21	94317800	RECEPTACLE, CLIP ON	4	4	4		
D	-22	10127122	SCREW, MACHINE, PAN HEAD, PHILLIPS, 8-32 x 3/8	10	10	10		
D	-23	95583505	BLOCK, RECTIFIER	2	2	2		
D	-24	95583504	BLOCK, RECTIFIER	2	2	2		
D	-25	95641703	CLAMP, CAPACITOR, HOLD DOWN	4	4	4		
D	-26	95642102	CAPACITOR, 370 VAC	2	2	2		
D	-27	10127142	SCREW, MACHINE, PAN HEAD, PHILLIPS, 10-32 x 3/8	6	6	6		
D	-28	47274500	TRANSFORMER, FERRO	1	1	1		
D	-29	94222902	TRACK, RIGHT HAND	1	1	1		
D	-30	94222903	TRACK, LEFT HAND	1	1	1		
D	-31	95642405	CAPACITOR, ELECTROLYTIC, 25 VDC	4	4	4		
D	-32	70740100	SHELF-POWER SUPPLY	1	1	1		
D	-33	10127380	SCREW, MACHINE, PAN HEAD, SLOTTED, 10-32 x 1/2	2	2	2		
D	-34	10127123	SCREW, MACHINE, PAN HEAD, PHILLIPS, 8-32 x 1/2	18	18	18		
D	-35	70740600	BRACKET, CAPACITOR	1	1	1		
D	-36	95578103	CAPACITOR, ELECTROLYTIC, 50 VDC	2	2	2		
D	-37		NOT APPLICABLE					
D	-38		NOT APPLICABLE					
D	-39	95583503	BLOCK, RECTIFIER	1	1	1		
D	-40	95659804	RESISTOR, FIXED, WIRE WOUND, 10W, 15 OHM	1	1	1		
D	-41	92691003	BRACKET, CAPACITOR	2	2	2		
D	-42	95642401	CAPACITOR, ELECTROLYTIC, 25 VDC (SERIES CODE 04)	1	1	1		
D	-43	92632017	CAPACITOR, ELECTROLYTIC	1	1	1		
D	-44	92801001	CLAMP, CABLE	1	1	1		
D	-45	73180900	CABINET, POWER SUPPLY (SERIES CODE 04)	1	1	1		
D	-45	73189600	CABINET, POWER SUPPLY (SERIES CODE 05 THRU 09)	1	1	1		
D	-45	73514500	CABINET, POWER SUPPLY (SERIES CODE 10-12)	1	1	1		
D	-45	73559000	CABINET, POWER SUPPLY (SERIES CODE 13)	1	1	1		
D	-46	10127379	SCREW, MACHINE, PAN HEAD, SLOTTED, 10-32 x 3/8	8	8	8		
D	-47	17901509	SCREW, MACHINE, PAN HEAD, PHILLIPS, 6-32 x 3/8	3	3	3		
D	-48	94277406	STRAP, CABLE TIE	1	1	1		
D	-49	95655557	SCREW, MACHINE, PAN HEAD, PHILLIPS, 1/4-14 x 5/8	8	8	8		
D	-50	95634808	NUT, SPEED, 1/4	8	8	8		
D	-51	10127126	SCREW, MACHINE, PAN HEAD, PHILLIPS, 8-32 x 7/8	3	3	3		
D	-52	94272330	BLOCK, TERMINAL (SERIES CODE 09 AND BELOW)	2	2	2		
D	-53	94274101	TERMINAL, QUICK CONNECT (SERIES CODE 09 & BELOW)	10	10	10		
D	-54	94274107	TERMINAL, QUICK CONNECT (SERIES CODE 09 & BELOW)	5	5	5		



ASSY LEVEL	INDEX NO.	EQUIPMENT PART NUMBER	ITEM DESCRIPTION	MOD. LEVEL				
				A	B	C		
				NO. REQUIRED				
C	16-		POWER SUPPLY CABINET ASSEMBLY (SHEET 1 OF 4) CONT'D					
D	-55	94274405	MARKER, STRIP (SERIES CODE 09 AND BELOW)	1	1	1		
D	-56	94274104	TERMINAL, QUICK CONNECT (SERIES CODE 09 AND BELOW)	5	5	5		
D	-57	94274435	MARKER, STRIP (SERIES CODE 09 AND BELOW)	1	1	1		
D	-58	94245801	SOCKET, RELAY	1	1	1		
D	-59	94294104	RELAY, TELEPHONE TYPE	1	1	1		
D	-60	94294106	RELAY, TELEPHONE TYPE	1	1	1		
D	-61	10127115	SCREW, MACHINE, PAN HEAD, PHILLIPS, 4-40 x 5/8	2	2	2		
	-62		NOT USED					
D	-63	73215900	BRACKET, RELAY	1	1	1		
D	-64	10127125	SCREW, MACHINE, PAN HEAD, PHILLIPS, 8-32 x 3/4 (SERIES CODE 10 AND ABOVE)	2	2	2		
D	-65	93109223	SPACER, STANDOFF (SERIES CODE 10 AND ABOVE)	2	2	2		
D	-66	73496700	TERMINAL BOARD ASSEMBLY (SERIES CODE 10 & ABOVE)	1	1	1		
E	-	92512371	RESISTOR, FIXED, 1W, 4.7 OHM	2	2	2		
E	-	92512244	RESISTOR, FIXED, 1/4W, 22 OHM	5	5	5		
E	-	92427023	CAPACITOR, FIXED, ELECTROLYTIC, 35V	2	2	2		
E	-	92496187	CAPACITOR, NON-ELECTROLYTIC, 200V	1	1	1		
E	-	92496227	CAPACITOR, NON-ELECTROLYTIC, 100V	4	4	4		
E	-	73496600	TERMINAL BOARD ASSEMBLY	1	1	1		
C	-67	15012410	GROMMET (SERIES CODE 13 AND ABOVE)	1	1	1		

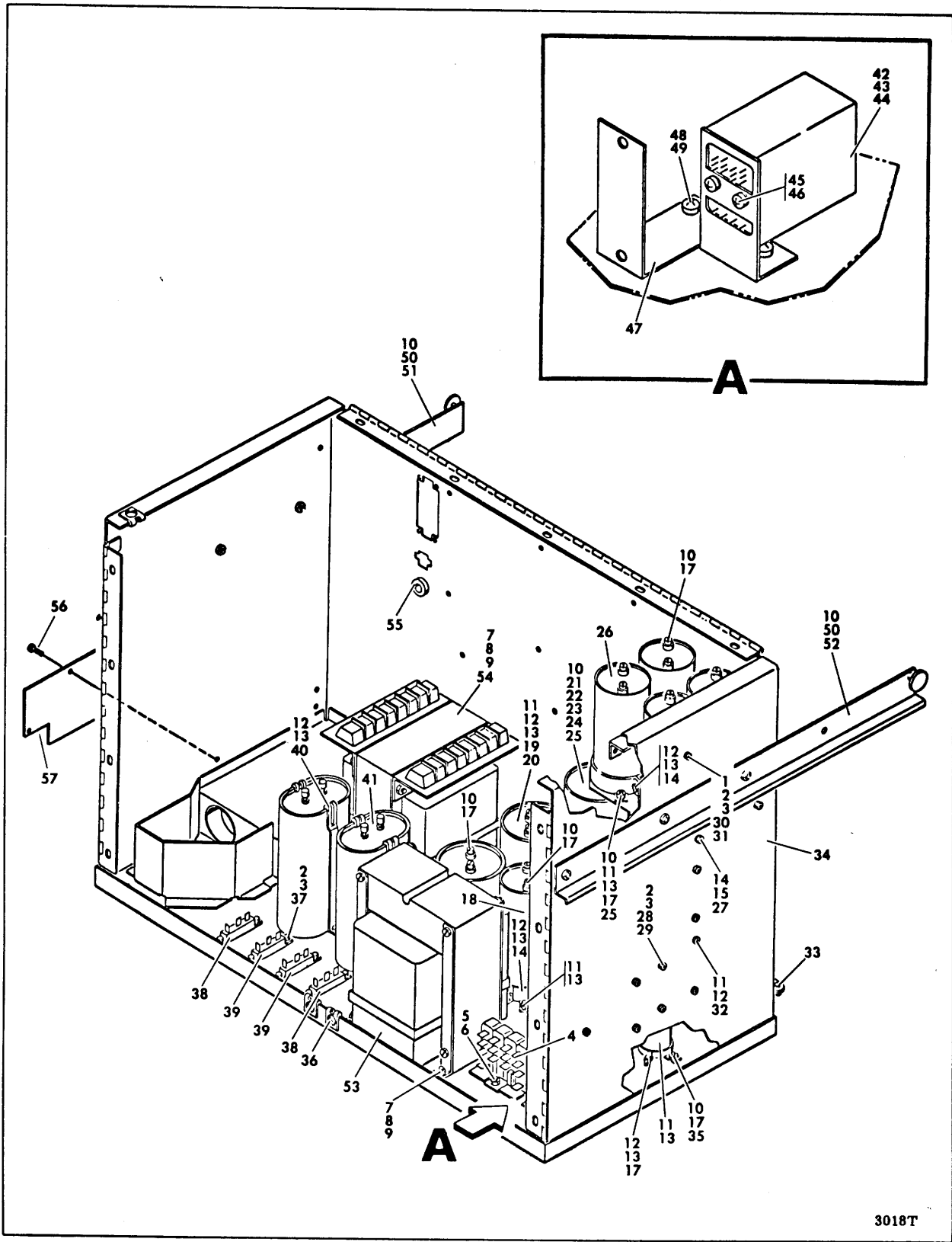


FIGURE 16. POWER SUPPLY CABINET ASSEMBLY (SHEET 1 OF 4)

ASSY LEVEL	INDEX NO.	EQUIPMENT PART NUMBER	ITEM DESCRIPTION	MOD. LEVEL					
				A	B	C			
				NO. REQUIRED					
C	16-	75098900	POWER SUPPLY CABINET ASSEMBLY (SERIES CODE 14 AND ABOVE) SHEET 1 OF 4	1	1	1			
D	-1	10127125	SCREW, MACHINE, PAN HEAD, PHILLIPS, 8-32 x 5/8	2	2	2			
D	-2	10126104	WASHER, LOCK, INTERNAL TOOTH, 8	20	20	20			
D	-3	10125106	NUT, HEXAGON, 8-32	16	15	16			
D	-4	92643005	RELAY, POWER	2	2	2			
D	-5	95655521	SCREW, SHEET METAL, 6-20 x 1	6	6	6			
D	-6	95634813	NUT, SPEED	6	3	6			
D	-7	95655557	SCREW, SHEET METAL, 1/4-14 x 5/8	8	8	8			
D	-8	10125608	WASHER, FLAT, 1/4	8	8	8			
D	-9	95634808	NUT, SPEED, 1/4-14	8	8	8			
D	-10	10126105	WASHER, LOCK, INTERNAL TOOTH, 10	50	50	50			
D	-11	95655516	SCREW, SHEET METAL, 6-20 x 3/8	18	18	18			
D	-12	95655518	SCREW, SHEET METAL, 6-20 x 5/8	15	15	15			
D	-13	95634801	NUT, SPEED, 6-20	33	33	33			
D	-14	95655543	SCREW, SHEET METAL, 10-16 x 1/2	4	4	4			
D	-15	95634805	NUT, SPEED, 10-16	4	4	4			
D	-16	92691009	BRACKET, CAPACITOR, MOUNTING	6	6	6			
D	-17	10127478	SCREW, MACHINE, PAN HEAD, PHILLIPS, 10-32 x 5/16	16	16	16			
D	-18	95578102	CAPACITOR, ELECTROLYTIC, 50 VDC	2	2	2			
D	-19	95663003	CAPACITOR, ELECTROLYTIC, 10 VDC	2	2	2			
D	-20	92691011	BRACKET, CAPACITOR, MOUNTING	2	2	2			
D	-21	10127380	SCREW, MACHINE, PAN HEAD, SLOTTED, 10-32 x 1/2	2	2	2			
D	-22	70740600	BRACKET, CAPACITOR	1	1	1			
D	-23	95578103	CAPACITOR, ELECTROLYTIC, 50 VDC	1	1	1			
D	-	95578105	CAPACITOR, ELECTROLYTIC, 50 VDC	1	1	1			
D	-24	17901506	SCREW, MACHINE, PAN HEAD, PHILLIPS, SELF TAPPING, 8-32 x 3/8	3	3	3			
D	-25	10127379	SCREW, MACHINE, PAN HEAD, SLOTTED, 10-32 x 3/8	4	4	4			
D	-26	95642405	CAPACITOR, ELECTROLYTIC, 25 VDC	4	4	4			
D	-27	70734010	SHELF, POWER SUPPLY	1	1	1			
D	-28	10127123	SCREW, MACHINE, PAN HEAD, PHILLIPS, 8-32 x 1/2	3	3	3			
D	-29	95583503	BLOCK, RECTIFIER	1	1	1			
D	-30	93109223	STANDOFF, SPACER	2	2	2			
D	-31	73496700	TERMINAL BOARD ASSEMBLY	1	1	1			
E	-	73496600	BOARD, TERMINAL	1	1	1			
E	-	92512371	RESISTOR, FIXED, 1W, 4.7 OHM	2	2	2			
E	-	92512244	RESISTOR, FIXED, 1/4W, 22 OHM	5	5	5			
E	-	92427023	CAPACITOR, ELECTROLYTIC, 35V, 1 UF	2	2	2			
E	-	92496187	CAPACITOR, NON-ELECTROLYTIC, 200V, 100,000 PF	1	1	1			
E	-	92496227	CAPACITOR, NON-ELECTROLYTIC, 100V, 200,000 PF	4	4	4			
D	-32	95659804	RESISTOR, FIXED, WIRE WOUND, 10W, 15 OHM	1	1	1			
D	-33	92801001	CLAMP, CABLE	1	1	1			
D	-34	75098800	CABINET, POWER SUPPLY	1	1	1			
D	-35	92632017	CAPACITOR, ELECTROLYTIC	4	4	4			
D	-36	94317800	RECEPTACLE, CLIP-ON	15	15	15			
D	-37	10127122	SCREW, MACHINE, PAN HEAD, PHILLIPS, 8-32 x 3/8	2	2	2			
D	-38	95583505	BLOCK, RECTIFIER	2	2	2			
D	-39	95583504	BLOCK, RECTIFIER	2	2	2			
D	-40	95641703	CLAMP, CAPACITOR, HOLD-DOWN	4	4	4			
D	-41	95642102	CAPACITOR, 370 VAC	2	2	2			
D	-42	94294102	SOCKET, RELAY	1	1	1			
D	-43	94294104	RELAY, TELEPHONE TYPE	1	1	1			
D	-44	94294106	RELAY, TELEPHONE TYPE	1	1	1			
D	-45	10127115	SCREW, MACHINE, PAN HEAD, PHILLIPS, 6-32 x 5/8	2	2	2			
D	-46	10126103	WASHER, LOCK, INTERNAL TOOTH, 6	2	2	2			
D	-47	73215900	BRACKET, RELAY	1	1	1			
D	-48	95655531	SCREW, SHEET METAL, 8-18 x 5/8	2	2	2			
D	-49	95634815	NUT, SPEED, 8-18	2	2	2			
D	-50	10127142	SCREW, MACHINE, PAN HEAD, PHILLIPS, 10-32 x 3/8	6	6	6			
D	-51	94222902	TRACK, RIGHT HAND	1	1	1			
D	-52	94222903	TRACK, LEFT HAND	1	1	1			
C	-53	47261700	TRANSFORMER, FERRO	1	-	-			
C	-53	47274400	TRANSFORMER, FERRO	1	-	-			
C	-54	73523700	TRANSFORMER, FERRO	1	-	-			
C	-54	73523600	TRANSFORMER, FERRO	1	-	-			
C	-55	10512410	GROMMET	1	1	1			
B	-56	17901509	SCREW, MACHINE, PAN HEAD, PHILLIPS, SELF TAPPING, 6-32 x 3/8	3	3	3			
B	-57	46486800	GUIDE, HOSE	1	1	1			



ASSY LEVEL	INDEX NO.	EQUIPMENT PART NUMBER	ITEM DESCRIPTION	MOD. LEVEL				
				A	B	C		
				NO. REQUIRED				
C	16-	73571100	POWER SUPPLY CABINET ASSEMBLY (SERIES CODE 14 AND ABOVE) SHEET 1 OF 4	1	1	1		
D	-1	10127125	SCREW, MACHINE, PAN HEAD, PHILLIPS, 8-32 x 5/8	2	2	2		
D	-2	10126104	WASHER, LOCK, INTERNAL TOOTH, 8	20	20	20		
D	-3	10125106	NUT, HEXAGON, 8-32	16	16	16		
D	-4	92643005	RELAY, POWER	2	2	2		
D	-5	95655521	SCREW, SHEET METAL, 6-20 x 1	6	6	6		
D	-6	95634813	NUT, SPEED	6	6	6		
D	-7	95655557	SCREW, SHEET METAL, 1/4-14 x 5/8	8	8	8		
D	-8	10125608	WASHER, FLAT, 1/4	8	8	8		
D	-9	95634808	NUT, SPEED, 1/4-14	8	8	8		
D	-10	10126105	WASHER, LOCK, INTERNAL TOOTH, 10	50	50	50		
D	-11	95655516	SCREW, SHEET METAL, 6-20 x 3/8	18	18	18		
D	-12	95655518	SCREW, SHEET METAL, 6-20 x 5/8	15	15	15		
D	-13	95634801	NUT, SPEED, 6-20	33	33	33		
D	-14	95655543	SCREW, SHEET METAL, 10-16 x 1/2	4	4	4		
D	-15	95634805	NUT, SPEED, 10-16	4	4	4		
D	-16	92691009	BRACKET, CAPACITOR, MOUNTING	6	6	6		
D	-17	10127478	SCREW, MACHINE, PAN HEAD, PHILLIPS, 10-32 x 5/16	16	16	16		
D	-18	95578102	CAPACITOR, ELECTROLYTIC, 50 VDC	2	2	2		
D	-19	95663003	CAPACITOR, ELECTROLYTIC, 10 VDC	2	2	2		
D	-20	92691011	BRACKET, CAPACITOR, MOUNTING	2	2	2		
D	-21	10127380	SCREW, MACHINE, PAN HEAD, SLOTTED, 10-32 x 1/2	2	2	2		
D	-22	70740600	BRACKET, CAPACITOR	1	1	1		
D	-23	95578103	CAPACITOR, ELECTROLYTIC, 50 VDC	1	1	1		
D	-	95578105	CAPACITOR, ELECTROLYTIC, 50 VDC	1	1	1		
D	-24	17901506	SCREW, MACHINE, PAN HEAD, PHILLIPS, SELF TAPPING, 8-32 x 3/8	3	3	3		
D	-25	10127379	SCREW, MACHINE, PAN HEAD, SLOTTED, 10-32 x 3/8	4	4	4		
D	-26	95642405	CAPACITOR, ELECTROLYTIC, 25 VDC	4	4	4		
D	-27	70734010	SHELF, POWER SUPPLY	1	1	1		
D	-28	10127123	SCREW, MACHINE, PAN HEAD, PHILLIPS, 8-32 x 1/2	3	3	3		
D	-29	95583503	BLOCK, RECTIFIER	1	1	1		
D	-30	93109223	STANDOFF, SPACER	2	2	2		
D	-31	73496700	TERMINAL BOARD ASSEMBLY	1	1	1		
E	-	73496600	BOARD, TERMINAL	1	1	1		
E	-	92512371	RESISTOR, FIXED, 1W, 4.7 OHM	2	2	2		
E	-	92512244	RESISTOR, FIXED, 1/4W, 22 OHM	5	5	5		
E	-	92427023	CAPACITOR, ELECTROLYTIC, 35V, 1 UF	2	2	2		
E	-	92496187	CAPACITOR, NON-ELECTROLYTIC, 200V, 100,000 PF	1	1	1		
E	-	92496227	CAPACITOR, NON-ELECTROLYTIC, 100V, 200,000 PF	4	4	4		
D	-32	95659804	RESISTOR, FIXED, WIRE WOUND, 10W, 15 OHM	1	1	1		
D	-33	92801001	CLAMP, CABLE	1	1	1		
D	-34	73549400	CABINET, POWER SUPPLY	1	1	1		
D	-35	92632017	CAPACITOR, ELECTROLYTIC	1	1	1		
D	-36	94317800	RECEPTACLE, CLIP-ON	4	4	4		
D	-37	10127122	SCREW, MACHINE, PAN HEAD, PHILLIPS, 8-32 x 3/8	15	15	15		
D	-38	95583505	BLOCK, RECTIFIER	2	2	2		
D	-39	95583504	BLOCK, RECTIFIER	2	2	2		
D	-40	95641703	CLAMP, CAPACITOR, HOLD-DOWN	4	4	4		
D	-41	95642102	CAPACITOR, 370 VAC	2	2	2		
D	-42	94294102	SOCKET, RELAY	1	1	1		
D	-43	94294104	RELAY, TELEPHONE TYPE	1	1	1		
D	-44	94294106	RELAY, TELEPHONE TYPE	1	1	1		
D	-45	10127115	SCREW, MACHINE, PAN HEAD, PHILLIPS, 6-32 x 5/8	2	2	2		
D	-46	10126103	WASHER, LOCK, INTERNAL TOOTH, 6	2	2	2		
D	-47	73215900	BRACKET, RELAY	1	1	1		
D	-48	95655531	SCREW, SHEET METAL, 8-18 x 5/8	2	2	2		
D	-49	95634815	NUT, SPEED, 8-18	2	2	2		
D	-50	10127142	SCREW, MACHINE, PAN HEAD, PHILLIPS, 10-32 x 3/8	6	6	6		
D	-51	94222902	TRACK, RIGHT HAND	1	1	1		
D	-52	94222903	TRACK, LEFT HAND	1	1	1		
C	-53	47261700	TRANSFORMER, FERRO	1	-	1		
C	-53	47274400	TRANSFORMER, FERRO	-	1	-		
C	-54	73523700	TRANSFORMER, FERRO	1	-	1		
C	-54	73523600	TRANSFORMER, FERRO	-	1	-		
C	-55	10512410	GROMMET	1	1	1		
B	-56	17901509	SCREW, MACHINE, PAN HEAD, PHILLIPS, SELF TAPPING, 6-32 x 3/8	3	3	3		
B	-57	46486800	GUIDE, HOSE	1	1	1		

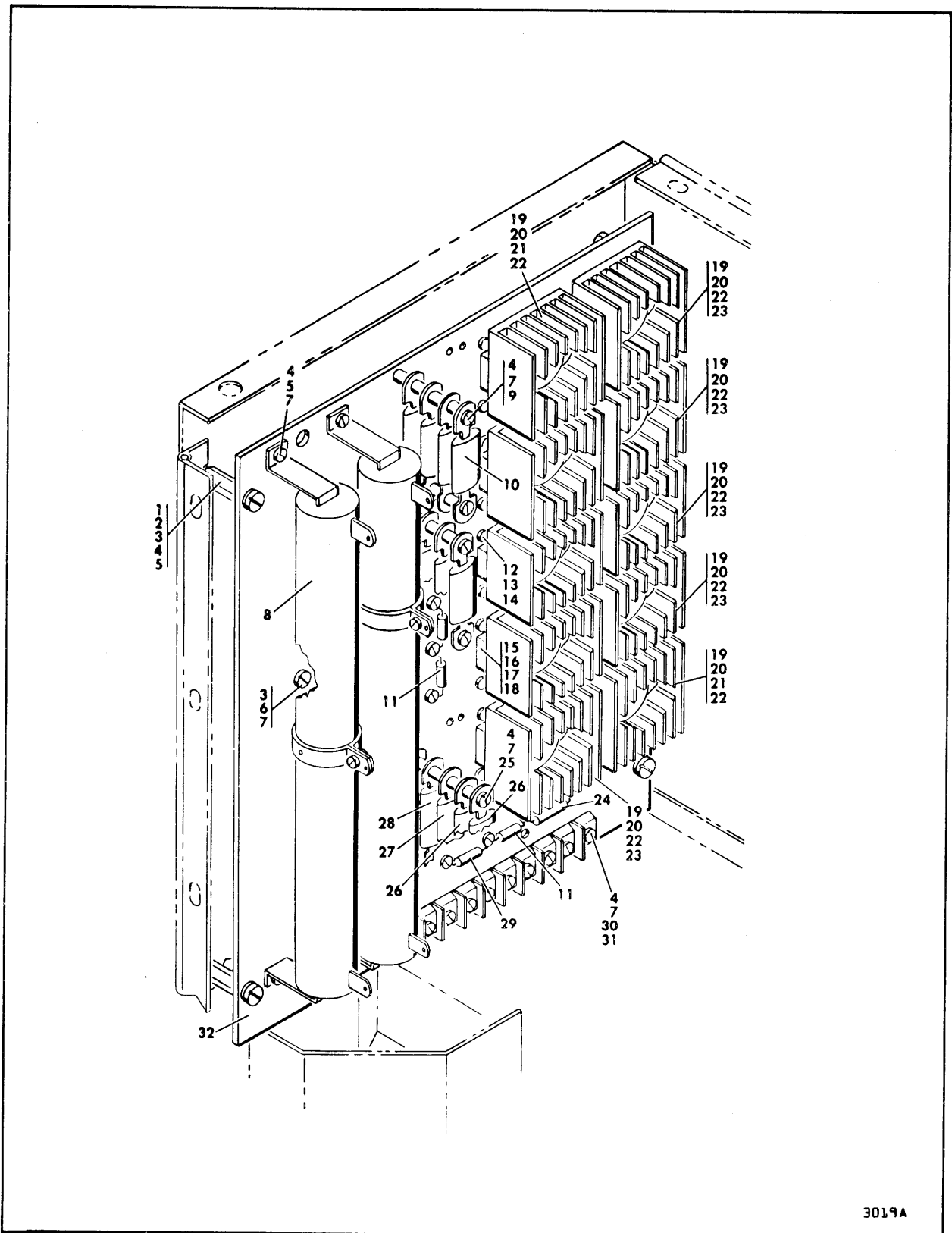
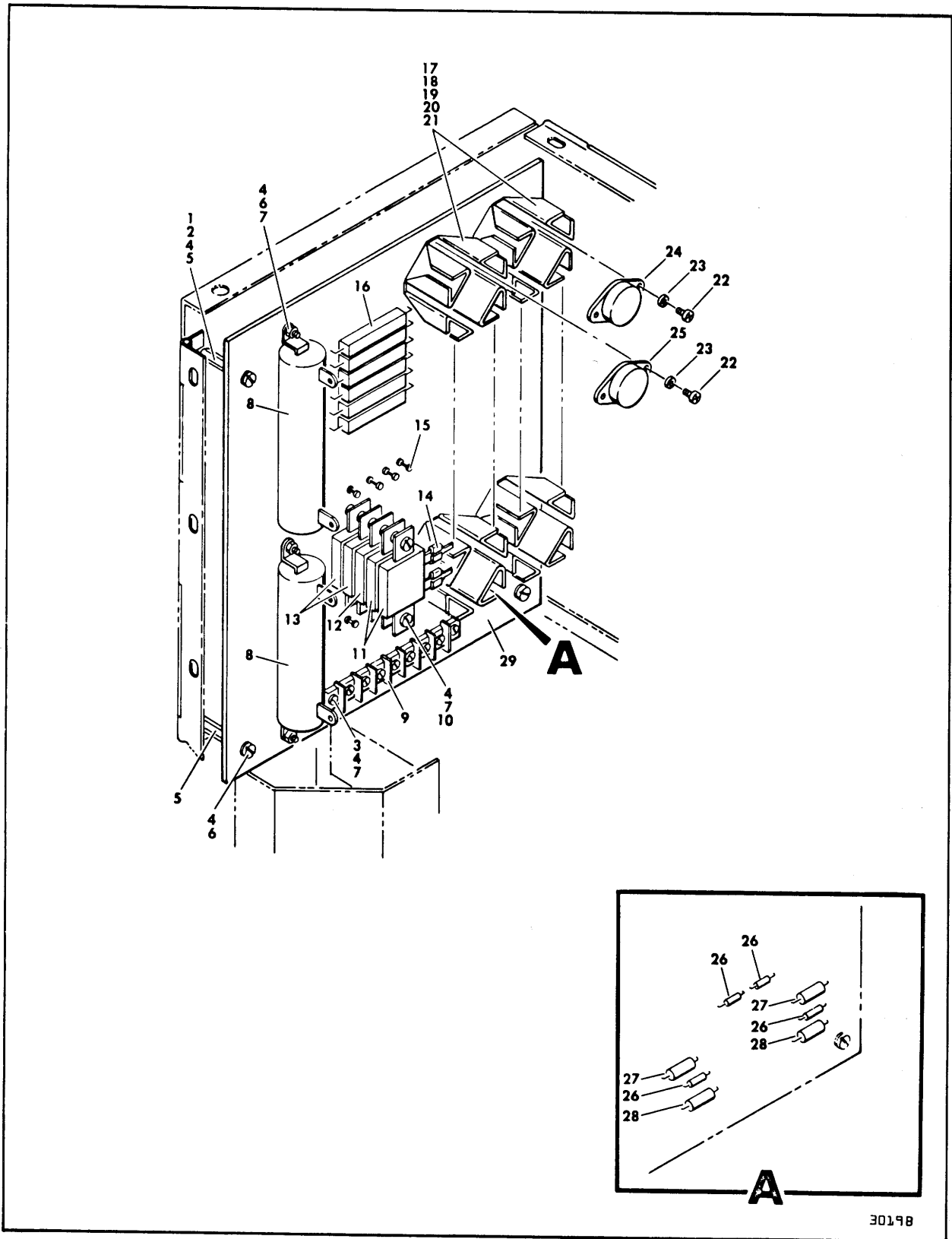


FIGURE 16. POWER SUPPLY CABINET ASSEMBLY (SHEET 2 OF 4)

ASSY LEVEL	INDEX NO.	EQUIPMENT PART NUMBER	ITEM DESCRIPTION	MOD. LEVEL					
				A	B	C			
				NO. REQUIRED					
C	16-		POWER SUPPLY CABINET ASSEMBLY (SERIES CODE 07 AND BELOW) SHEET 2 OF 4	1	1	1			
D	-1	10127122	SCREW, MACHINE, PAN HEAD, PHILLIPS, 8-32 x 3/8	4	4	4			
D	-2	10126104	WASHER, LOCK, INTERNAL TOOTH, 8	4	4	4			
D	-	70737900	CIRCUIT ASSEMBLY, POWER AMPLIFIER	1	1	1			
E	-3	10127348	SCREW, MACHINE, PAN HEAD, SLOTTED, 8-32 x 1/2	9	9	9			
E	-4	10126104	WASHER, LOCK, INTERNAL TOOTH, 8	16	16	16			
E	-5	93114334	STANDOFF, HEXAGON, TAPPED POST	4	4	4			
E	-6	92602005	CLAMP, CABLE, NYLON	1	1	1			
E	-7	10125106	NUT, HEXAGON, 8-32	13	13	13			
E	-8	92778002	RESISTOR	2	2	2			
E	-9	10127357	SCREW, MACHINE, PAN HEAD, SLOTTED, 8-32 x 2-1/4	4	4	4			
E	-10	94237000	RESISTOR, 100 OHM, 30W	4	4	4			
E	-11	93935000	RECTIFIER, SILICON	4	4	4			
E	-12	10127320	SCREW, MACHINE, PAN HEAD, SLOTTED, 4-40 x 1/4	41	41	41			
E	-13	10126101	WASHER, LOCK, INTERNAL TOOTH, 4	41	41	41			
E	-14	92707001	TERMINAL, INSULATED	41	41	41			
E	-15	10127314	SCREW, MACHINE, PAN HEAD, SLOTTED, 2-56 x 1/2	20	20	20			
E	-16	10126100	WASHER, LOCK, INTERNAL TOOTH, 2	20	20	20			
E	-17	94346300	SOCKET, POWER TRANSISTOR	10	10	10			
E	-18	10125102	NUT, HEXAGON, 2-56	20	20	20			
E	-19	10127337	SCREW, MACHINE, PAN HEAD, SLOTTED, 6-32 x 3/4	20	20	20			
E	-20	10126103	WASHER, LOCK, INTERNAL TOOTH, 6	20	20	20			
E	-21	50221401	TRANSISTOR, PNP, SILICON POWER	5	5	5			
E	-22	94346200	DISSIPATOR, HEAT	10	10	10			
E	-23	50221301	TRANSISTOR, NPN, SILICON POWER	5	5	5			
E	-24	92512877	RESISTOR, 330 OHM, 1W	2	2	2			
E	-25	10127359	SCREW, MACHINE, PAN HEAD, SLOTTED, 8-32 x 2-3/4	2	2	2			
E	-26	94237014	RESISTOR, POWER THIN, 10 OHM, 30W	2	2	2			
E	-27	94237017	RESISTOR, POWER THIN, 100 OHM, 30W	1	1	1			
E	-28	94237011	RESISTOR, POWER THIN, 0.5 OHM, 30W	2	2	2			
E	-29	92512867	RESISTOR, 100 OHM, 1W	2	2	2			
E	-30	10127350	SCREW, MACHINE, PAN HEAD, SLOTTED, 8-32 x 3/4	2	2	2			
E	-31	94272336	BLOCK, TERMINAL	1	1	1			
E	-32	70737800	CARD BLANK, POWER AMPLIFIER	1	1	1			



30198

FIGURE 16. POWER SUPPLY CABINET ASSEMBLY (SHEET 3 OF 4)

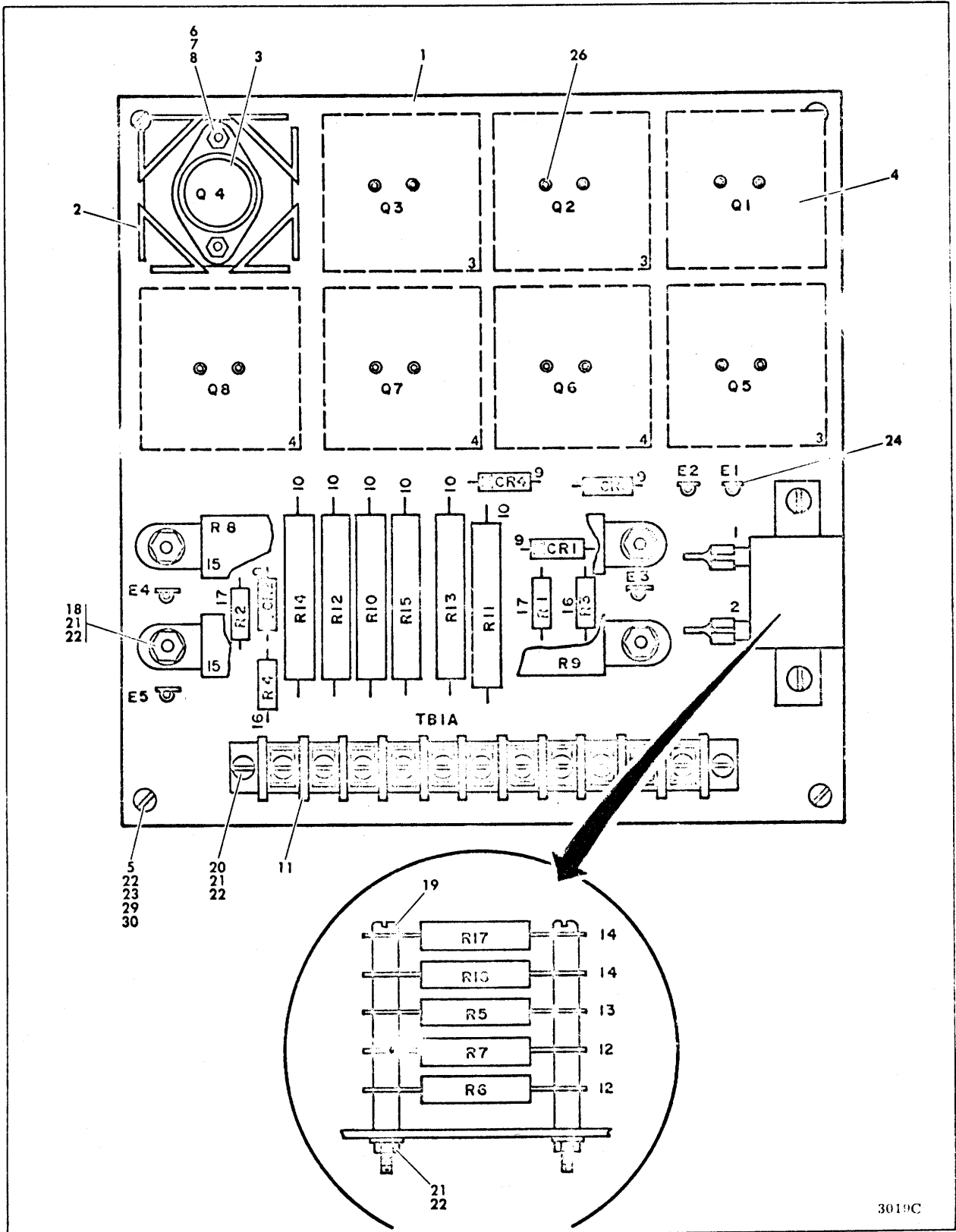



FIGURE 16. POWER SUPPLY CABINET ASSEMBLY (SHEET 3 OF 4)



ASSY LEVEL	INDEX NO.	EQUIPMENT PART NUMBER	ITEM DESCRIPTION	MOD. LEVEL			
				A	B	C	
				NO. REQUIRED			
C	16-		POWER SUPPLY CABINET ASSEMBLY (S/N 9272 AND ABOVE) SHEET 3 OF 4)				
D	-	75052700	CIRCUIT ASSEMBLY, POWER AMPLIFIER	1	1	1	
E	-1	75052600	BOARD, PRINTED CIRCUIT, POWER AMP	1	1	1	
E	-2	94261000	SINK, HEAT, TRANSISTOR	8	8	8	
E	-3	50221301	TRANSISTOR, NPN, SILICON, POWER, 100V	4	4	4	
E	-4	50221401	TRANSISTOR, PNP, SILICON, POWER, 80V	4	4	4	
E	-5	10127346	SCREW, MACHINE, PAN HEAD, SLOTTED, 8-32 x 1/4	4	4	4	
E	-6	93640024	STUD, SELF-CLINCHING	16	16	16	
E	-7	95510026	NUT, HEXAGON	16	16	16	
E	-8	10126103	WASHER, LOCK, INTERNAL TOOTH, 6	16	16	16	
E	-9	92115037	DIODE, SILICON, ZENER	4	4	4	
E	-10	92825007	RESISTOR, 10W, 1 OHM	6	6	6	
E	-11	95591206	TERMINAL STRIP, QUICK-CONNECT	1	1	1	
E	-12	94237014	RESISTOR, POWER, THIN, 30W, 10 OHMS	2	2	2	
E	-13	94237017	RESISTOR, POWER, THIN, 30W, 100 OHMS	1	1	1	
E	-14	94237011	RESISTOR, POWER, THIN, 30W, 0.5 OHMS	2	2	2	
E	-15	92762002	RESISTOR, FIXED, POWER	2	2	2	
E	-16	92512867	RESISTOR, 1W, 100 OHMS	2	2	2	
E	-17	92512877	RESISTOR, 1W, 330 OHMS	2	2	2	
E	-18	10127347	SCREW, MACHINE, PAN HEAD, SLOTTED, 8-32 x 3/8	4	4	4	
E	-19	10127359	SCREW, MACHINE, PAN HEAD, SLOTTED, 8-32 x 2-3/4	2	2	2	
E	-20	10127349	SCREW, MACHINE, PAN HEAD, SLOTTED, 8-32 x 5/8	2	2	2	
E	-21	10125106	NUT, HEXAGON, 8-32	8	8	8	
E	-22	10126104	WASHER, LOCK, INTERNAL TOOTH, 8	12	12	12	
E	-23	93114331	STANDOFF, HEXAGON, TAPPED POST	4	4	4	
E	-24	95594500	TERMINAL, QUICK-CONNECT	5	5	5	
E	-25		NOT USED				
E	-26	95593201	RECEPTACLE, PRINTED CIRCUIT	16	16	16	
E	-27	95643227	CONNECTOR, QUICK-CONNECT	10	10	10	
E	-28	95643212	CONNECTOR, QUICK-CONNECT	9	9	9	
D	-29	10127122	SCREW, MACHINE, PAN HEAD, PHILLIPS, 8-32 x 3/8	4	4	4	
D	-30	10126104	WASHER, LOCK, INTERNAL TOOTH, 8	4	4	4	



ASSY LEVEL	INDEX NO.	EQUIPMENT PART NUMBER	ITEM DESCRIPTION	MOD. LEVEL						
				A	B	C				
				NO. REQUIRED						
C	16-		POWER SUPPLY CABINET ASSEMBLY (SERIES CODE 08 AND ABOVE) SHEET 3 OF 4							
D	-1	10127122	SCREW, MACHINE, PAN HEAD, PHILLIPS, 8-32 x 3/8	1	1	1				
D	-2	10126104	WASHER, LOCK, INTERNAL TOOTH, 8	4	4	4				
D	-	72832801	CIRCUIT ASSEMBLY, POWER AMPLIFIER	4	4	4				
E	-3	10127350	SCREW, MACHINE, PAN HEAD, SLOTTED, 8-32 x 3/4	1	1	1				
E	-4	10126104	WASHER, LOCK, INTERNAL TOOTH, 8	2	2	2				
E	-5	93114334	STANDOFF, HEXAGON, TAPPED POST	12	12	12				
E	-6	10127347	SCREW, MACHINE, PAN HEAD, SLOTTED, 8-32 x 3/8	4	4	4				
E	-7	10125106	NUT, HEXAGON, 8-32	8	8	8				
E	-8	92762002	RESISTOR, FIXED POWER, R8, R9	8	8	8				
E	-9	95591206	TERMINAL, STRIP, QUICK CONNECT	2	2	2				
E	-10	10127359	SCREW, MACHINE, PAN HEAD, SLOTTED, 8-32 x 3/4	1	1	1				
E	-11	94237011	RESISTOR, POWER, THIN, 30W, 0.5 OHMS, R16, R17	2	2	2				
E	-12	94237017	RESISTOR, POWER, THIN, 30W, 100 OHMS, R5	2	2	2				
E	-13	94237014	RESISTOR, POWER, THIN, 30W, 10 OHMS, R6, R7	1	1	1				
E	-14	93747017	RECEPTACLE, SLIDE ON	2	2	2				
E	-15	92498004	TERMINAL, SWAGGER	10	10	10				
E	-16	92825007	RESISTOR, 10W, 1 OHM, R10 THRU R15	35	35	35				
E	-17	10127314	SCREW, MACHINE, PAN HEAD, SLOTTED, 2-56 x 1/2	6	6	6				
E	-18	10126100	WASHER, LOCK, INTERNAL TOOTH, 2	16	16	16				
E	-19	94261000	SINK, HEAT, TRANSISTOR	16	16	16				
E	-20	94246300	SOCKET, POWER, TRANSISTOR	8	8	8				
E	-21	10125102	NUT, HEXAGON, 2-56	8	8	8				
E	-22	10127337	SCREW, MACHINE, PAN HEAD, SLOTTED, 8-32 x 3/4	16	16	16				
E	-23	10126103	WASHER, LOCK, INTERNAL TOOTH, 6	16	16	16				
E	-24	50221301	TRANSISTOR, SILICON, POWER, 100V, Q2, Q3, Q4, Q5	16	16	16				
E	-25	50221401	TRANSISTOR, SILICON, POWER, 80V, Q1, Q6, Q7, Q8	4	4	4				
E	-26	92115037	DIODE, SILICON, ZENER, CR1, CR2, CR3, CR4	4	4	4				
E	-27	92512867	RESISTOR, 1W, 100 OHMS, R3, R4	4	4	4				
E	-28	92512877	RESISTOR, 1W, 330 OHMS, R1, R2	2	2	2				
E	-29	72832700	BOARD, PRINTED CIRCUIT, POWER AMP	2	2	2				
				1	1	1				

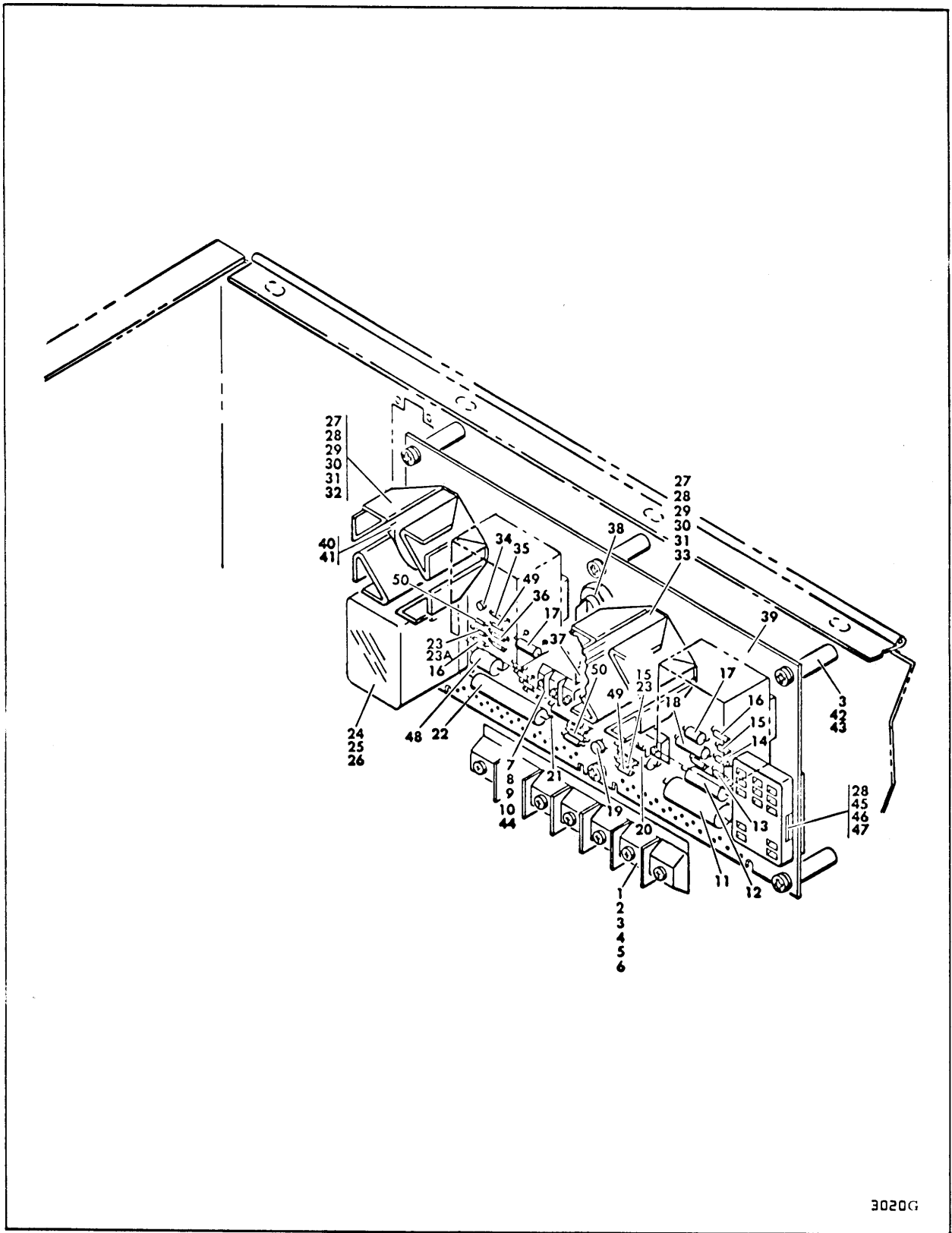


FIGURE 16. POWER SUPPLY CABINET ASSEMBLY (SHEET 4 OF 4)

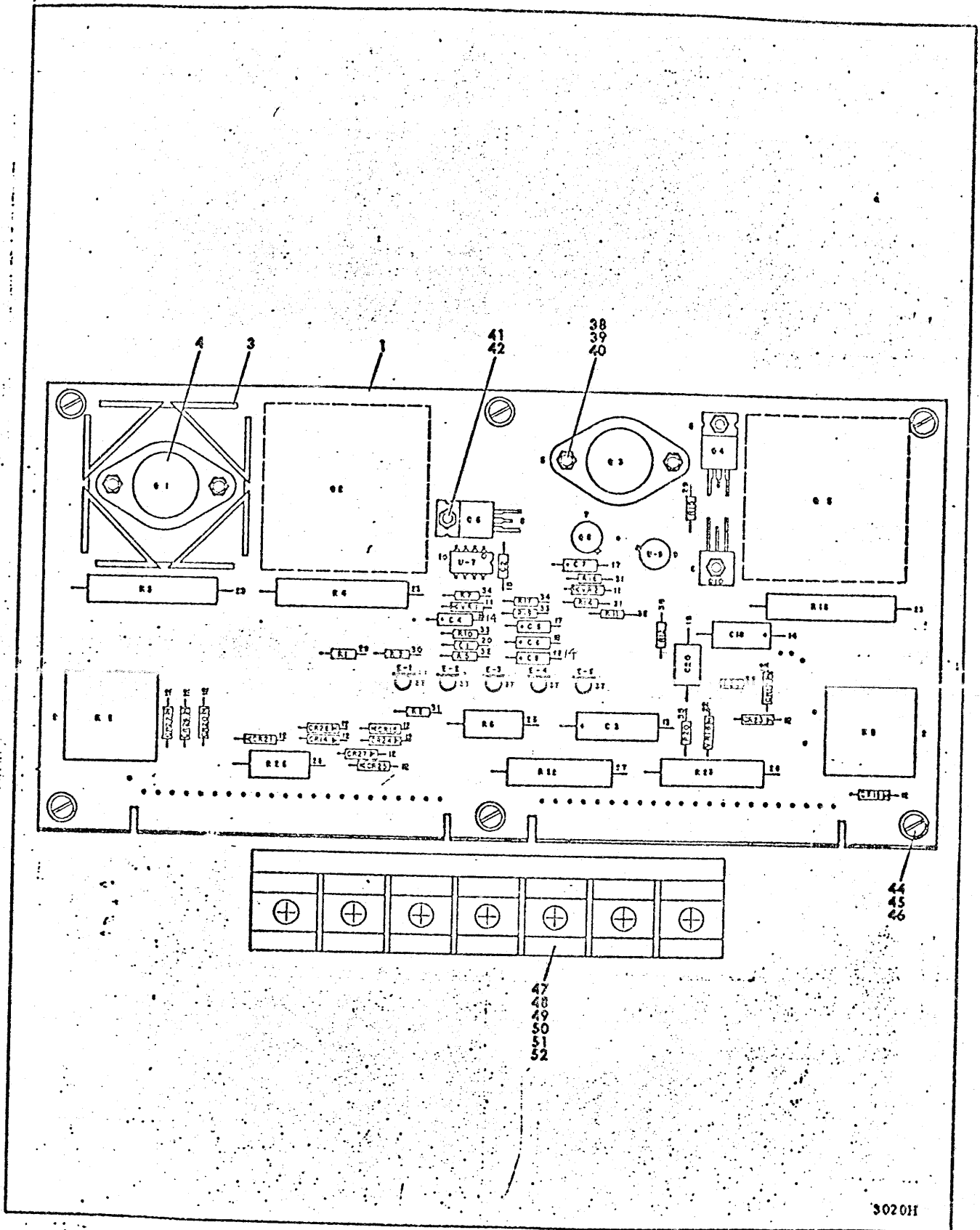


FIGURE 16. POWER SUPPLY CABINET ASSEMBLY (SHEET 3 OF 3)



ASSY LEVEL	INDEX NO.	EQUIPMENT PART NUMBER	ITEM DESCRIPTION	MOD. LEVEL					
				A	B	C			
				NO. REQUIRED					
C	16-		POWER SUPPLY CABINET ASSEMBLY (SERIES CODE 17 AND ABOVE) SHEET 3 OF 3						
D	-	736763002	COMPONENT ASSEMBLY, RELAY REGULATOR BOARD, RELAY REGULATOR	1	1	1			
E	-1	75053600	BOARD, RELAY REGULATOR	1	1	1			
E	-2	94361900	RELAY, MINIATURE, TELEPHONE TYPE	1	1	1			
E	-3	94261000	DISSIPATOR, HEAT	2	2	2			
E	-4	50221301	TRANSISTOR, NPN, SILICON	3	3	3			
E	-5	50221401	TRANSISTOR, PNP, SILICON	3	3	3			
E	-6	50221001	TRANSISTOR, 60V	1	1	1			
E	-7	50210610	TRANSISTOR, 25V	1	1	1			
E	-8	94262016	TRIAC, BI-DIRECTIONAL	1	1	1			
E	-8	95592500	INTEGRATED CIRCUIT, VOLTAGE REGULATOR, NEGATIVE	2	2	2			
E	-10	95596100	INTEGRATED CIRCUIT, VOLTAGE REGULATOR	1	1	1			
E	-11	50240108	DIODE, ZENER, 0.4W, 5.6V	1	1	1			
E	-12	93935000	RECTIFIER, SILICON	2	2	2			
E	-13	92427133	CAPACITOR, ELECTROLYTIC, 100 UF, 15V	13	13	13			
E	-14	92427139	CAPACITOR, ELECTROLYTIC	1	1	1			
E	-15	92496233	CAPACITOR, NON-ELECTROLYTIC, 0.1UF, 100V	13	13	13			
E	-16		NOT USED	2	2	2			
E	-17	92427007	CAPACITOR, ELECTROLYTIC, 4.7 UF, 50V	2	2	2			
E	-18	92427009	CAPACITOR, ELECTROLYTIC, 22 UF, 15V	1	1	1			
E	-19	92427633	CAPACITOR, ELECTROLYTIC, 0.8 MF, 35V	2	2	2			
E	-20	92496143	CAPACITOR, NON-ELECTROLYTIC, 500 PF, 200V	1	1	1			
E	-21		NOT USED	1	1	1			
E	-22	50240117	DIODE, SILICON, 15V, 16 OHM	1	1	1			
E	-23	92825001	RESISTOR, FIXED, WIRE WOUND, 7W, 0.1 OHM	3	3	3			
E	-24		NOT USED	1	1	1			
E	-25	92512913	RESISTOR, 2W, 33 OHM	1	1	1			
E	-26	92512330	RESISTOR, 5W, 150 OHM	1	1	1			
E	-27	92512933	RESISTOR, 5W, 75 OHM	1	1	1			
E	-28	92512571	RESISTOR, 2W, 220 OHM	1	1	1			
E	-29	92512248	RESISTOR, 1/4W, 68 OHM	1	1	1			
E	-30	92512151	RESISTOR, 1/4W, 56 OHM	2	2	2			
E	-31	92512256	RESISTOR, 1/4W, 1.8K OHM	1	1	1			
E	-32	92512157	RESISTOR, 1/4W, 470 OHM	3	3	3			
E	-33	92512160	RESISTOR, 1/4W, 2.2K OHM	2	2	2			
E	-34	92512259	RESISTOR, 1/4W, 5.6K OHM	2	2	2			
E	-35	92512245	RESISTOR, 1/4W, 27 OHM	2	2	2			
E	-36	94300322	RESISTOR, 1/4W, 1.69K OHM	9	9	9			
E	-37	95594500	TERMINAL, QUICK-CONNECT	1	1	1			
E	-38	93640024	STUD, SELF-CLINCHING	5	5	5			
E	-39	95510026	NUT, HEXAGON	8	8	8			
E	-40	10126103	WASHER, LOCK, INTERNAL TOOTH, 8	8	8	8			
E	-41	93640012	STUD, SELF-CLINCHING	8	8	8			
E	-42	92583002	NUT, LOCK	3	3	3			
E	-43		NOT USED	3	3	3			
E	-44	10127122	SCREW, MACHINE, PAN HEAD, PHILLIPS, 8-32 x 3/8	6	6	6			
E	-45	10126104	WASHER, LOCK, INTERNAL TOOTH, 8	6	6	6			
E	-46	93114335	STANDOFF, TAPPED POST	6	6	6			
D	-47	10127124	SCREW, MACHINE, PAN HEAD, PHILLIPS, 8-32 x 5/8	1	1	1			
D	-48	10127126	SCREW, MACHINE, PAN HEAD, PHILLIPS, 8-32 x 7/8	1	1	1			
D	-49	10126104	WASHER, LOCK, INTERNAL TOOTH, 8	9	9	9			
D	-50	70731300	TERMINAL BLOCK ASSEMBLY	1	1	1			
E	-	10127334	SCREW, MACHINE, PAN HEAD, SLOTTED, 6-32 x 3/8	10	10	10			
E	-	10126103	WASHER, LOCK, INTERNAL TOOTH, 6	10	10	10			
E	-	94274116	TERMINAL, QUICK-CONNECT	10	10	10			
E	-	94274113	TERMINAL, QUICK-CONNECT	10	10	10			
E	-	94272335	BLOCK, TERMINAL, SINGLE SCREW	1	1	1			
D	-51	94274444	MARKER, STRIP	1	1	1			
D	-52	10125106	NUT, HEXAGON, 8-32	1	1	1			

70618000 K
(with PE31497/PE31499A)



ASSY LEVEL	INDEX NO.	EQUIPMENT PART NUMBER	ITEM DESCRIPTION	MOD. LEVEL			NO. REQUIRED
				A	B	C	
C	16-		POWER SUPPLY CABINET ASSEMBLY SHEET 4 OF 4	1	1	1	
D	-1	10127124	SCREW, MACHINE, PAN HEAD, PHILLIPS, 8-32 x 5/8	8	8	8	
D	-2	10127126	SCREW, MACHINE, PAN HEAD, PHILLIPS, 8-32 x 7/8	1	1	1	
D	-3	10126104	WASHER, LOCK, INTERNAL TOOTH, 8	9	9	9	
D	-4	70731300	TERMINAL BLOCK ASSEMBLY	1	1	1	
E	-	10127334	SCREW, MACHINE, PAN HEAD, SLOTTED, 6-32 x 3/8	10	10	10	
E	-	10126103	WASHER, LOCK, INTERNAL TOOTH, 6	10	10	10	
E	-	94274116	TERMINAL, QUICK CONNECT	10	10	10	
E	-	94274113	TERMINAL, QUICK CONNECT	10	10	10	
E	-	94274110	TERMINAL, QUICK CONNECT (SERIES CODE 13 AND BELOW)	10	10	10	
E	-	94272335	BLOCK, TERMINAL SINGLE SCREW	1	1	1	
D	-5	94274440	MARKER, STRIP	1	1	1	
D	-6	10125106	NUT, HEXAGON, 8-32	1	1	1	
D	-	72988800	COMPONENT ASSEMBLY, RELAY BOARD (SERIES CODE 04)	1	1	1	
D	-	73191600	COMPONENT ASSEMBLY, RELAY BOARD (SERIES CODE 05, 06)	1	1	1	
D	-	73191602	COMPONENT ASSEMBLY, RELAY BOARD (SERIES CODE 07-09)	1	1	1	
D	-	73510901	COMPONENT ASSEMBLY, RELAY BOARD (SERIES CODE 10-16)	1	1	1	
D	-	75053700	COMPONENT ASSEMBLY, RELAY BOARD (SERIES CODE 17 AND ABOVE)	1	1	1	
E	-7	10127349	SCREW, MACHINE, PAN HEAD, SLOTTED, 8-32 x 5/8	2	2	2	
E	-8	10126104	WASHER, LOCK, INTERNAL TOOTH, 8	8	8	8	
E	-9	10125106	NUT, HEXAGON, 8-32	2	2	2	
E	-10	70731400	TERMINAL BLOCK ASSEMBLY	1	1	1	
F	-	94274113	TERMINAL, QUICK CONNECT	5	5	5	
F	-	94274116	TERMINAL, QUICK CONNECT	5	5	5	
F	-	10126103	WASHER, LOCK INTERNAL TOOTH, 6	5	5	5	
F	-	94272330	BLOCK TERMINAL SINGLE SCREW	1	1	1	
E	-11	92412330	RESISTOR, 5W	1	1	1	
E	-12	92512993	RESISTOR, 5W, 75 OHM	1	1	1	
E	-13	50240117	DIODE, SILICON, 15V, 16 OHM	1	1	1	
E	-14	92512157	RESISTOR, 1/4W, 470 OHM (SERIES CODE 09 AND BELOW)	3	3	3	
E	-14	92512157	RESISTOR, 1/4W, 470 OHM (SERIES CODE 10 AND ABOVE)	1	1	1	
E	-15	92512245	RESISTOR, 1/4W, 27 OHM (SERIES CODE 09 AND BELOW)	1	1	1	
E	-15	92512245	RESISTOR, 1/4W, 27 OHM (SERIES CODE 10 AND ABOVE)	2	2	2	
E	-16	93935000	RECTIFIER, SILICON (SERIES CODE 04)	16	16	16	
E	-16	93935000	RECTIFIER, SILICON (SERIES CODE 05 THRU 09)	17	17	17	
E	-16	93935000	RECTIFIER, SILICON (SERIES CODE 10 AND ABOVE)	13	13	13	
E	-17	92512391	RESISTOR, 1W, 220 OHM	2	2	2	
E	-18	92496087	CAPACITOR, NON ELECTRO, 1MFD, 100V	1	1	1	
E	-19	50210400	TRANSISTOR, 12V	1	1	1	
E	-20	92427127	CAPACITOR, ELECTROLYTIC	2	2	2	
E	-21	92498016	TERMINAL	16	16	16	
E	-22	92512438	RESISTOR, 2W, 220 OHM	1	1	1	
E	-23	92412240	RESISTOR, 1/4W, 10 OHM (SERIES CODE 06 AND BELOW)	2	2	2	
E	-23	92512152	RESISTOR, 1/4W, 82 OHM (SERIES CODE 07-09)	2	2	2	
E	-23A	92512246	RESISTOR, 1/4W, 330 OHM (SERIES CODE 10 AND ABOVE)	1	1	1	
E	-24	94294107	RELAY, TELEPHONE TYPE	2	2	2	
E	-25	94294105	RELAY, TELEPHONE TYPE (COVER)	2	2	2	
E	-26	94245800	SOCKET, RELAY, 28 SOCKET	2	2	2	
E	-27	10127314	SCREW, MACHINE, PAN HEAD, SLOTTED, 2-56 x 1/2	8	8	8	
E	-28	10126100	WASHER, LOCK, INTERNAL TOOTH, 2	12	12	12	
E	-29	10125102	NUT, HEXAGON, 2-56	8	8	8	
E	-30	94346200	DISSIPATOR, HEAD (SERIES CODE 06 AND BELOW)	4	4	4	
E	-30	94261000	DISSIPATOR, HEAD (SERIES CODE 07 AND ABOVE)	4	4	4	
E	-31	94346300	SOCKET, POWER TRANSISTOR	4	4	4	
E	-32	50221301	TRANSISTOR	2	2	2	
E	-33	50331401	TRANSISTOR	2	2	2	
E	-34	50210700	TRANSISTOR, 25V	1	1	1	
E	-35	92427023	CAPACITOR, 1 UF, 35V	2	2	2	
E	-36	92512158	RESISTOR, 1/4W, 1K OHM	2	2	2	
E	-37	50241201	DIODE, ZENER, 50 W	1	1	1	
E	-37	50241202	DIODE, ZENER, 50 W	1	1	1	
E	-39	46344100	BOARD, RELAY (SERIES CODE 04)	1	1	1	
E	-39	73191500	BOARD, RELAY (SERIES CODE 05 AND ABOVE)	1	1	1	
E	-40	10127337	SCREW, MACHINE, PAN HEAD, SLOTTED, 6-32 x 3/4	8	8	8	
E	-41	10126103	WASHER, LOCK, INTERNAL TOOTH, 6	8	8	8	
E	-42	10127122	SCREW, MACHINE, PAN HEAD, PHILLIPS, 8-32 x 3/8	6	6	6	
E	-43	93114335	STANDOFF, TAPPED POST	6	6	6	
E	-44	94274435	MARKER, STRIP	1	1	1	
E	-45	10125702	SCREW, MACHINE, FLAT HEAD, PHILLIPS, 4-40 x 1/4 (SERIES CODE 09 AND BELOW)	2	2	2	
E	-45	10125703	SCREW, MACHINE, PAN HEAD, SLOTTED, 4-40 x 1/4 (SERIES CODE 10 AND ABOVE)	2	2	2	
E	-46	10127315	SCREW, MACHINE, PAN HEAD, SLOTTED, 2-56 x 5/8	4	4	4	
E	-47	73215100	RELAY, MOUNTING PLATE	2	2	2	
E	-48	92427139	CAPACITOR, ELECTROLYTIC, 45 MFD	1	1	1	
E	-49	92512153	RESISTOR, FIXED, 1/4W, 100 OHM (SERIES CODE 10 & ABOVE)	2	2	2	
E	-50	94256300	DIODE, LIGHT EMITTING (SERIES CODE 10 AND ABOVE)	2	2	2	

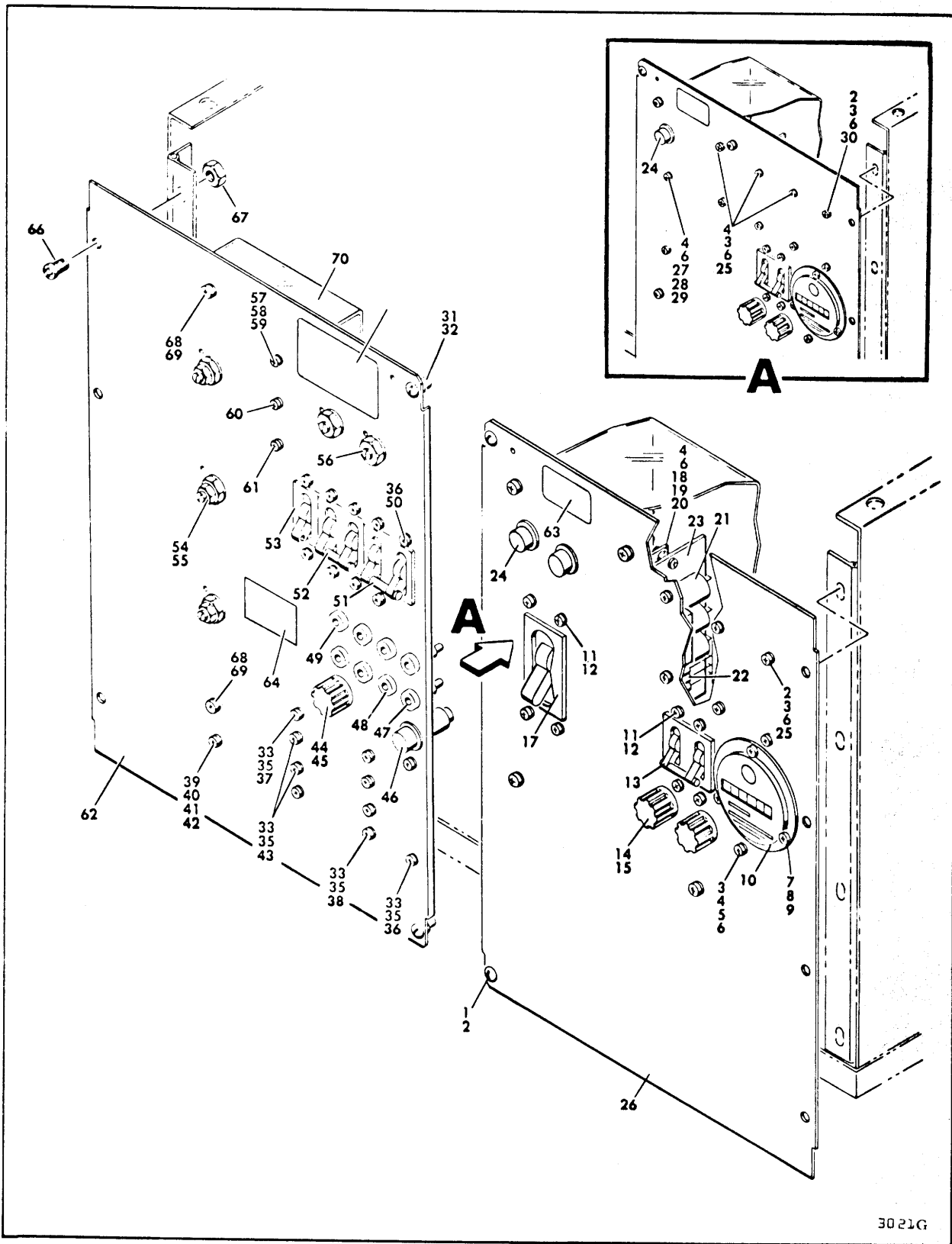


FIGURE 17. LEFT/RIGHT FRONT PANEL ASSEMBLY

ASSY LEVEL	INDEX NO.	EQUIPMENT PART NUMBER	ITEM DESCRIPTION	MOD. LEVEL				
				A	B	C		
				NO. REQUIRED				
C	17-	70731800	RIGHT FRONT PANEL ASSEMBLY (SERIES CODE 01-04)	1	-	1		
C	17-	70731801	RIGHT FRONT PANEL ASSEMBLY (SERIES CODE 01-04)	-	1	-		
C	17-	73186500	RIGHT FRONT PANEL ASSEMBLY (SERIES CODE 05 THRU 11)	1	-	1		
C	17-	73186501	RIGHT FRONT PANEL ASSEMBLY (SERIES CODE 05 THRU 11)	-	1	-		
C	17-	73186504	RIGHT FRONT PANEL ASSEMBLY (SERIES CODE 12-13)	1	-	1		
C	17-	73186503	RIGHT FRONT PANEL ASSEMBLY (SERIES CODE 12-13)	-	1	-		
C	17-	73571000	RIGHT FRONT PANEL ASSEMBLY (SERIES CODE 14 & ABOVE)	1	1	1		
D	-1	94317701	FASTENER, OVAL FLUSH HEAD, STUD TYPE	2	2	2		
D	-2	94317900	RETAINER, SPLIT RING	2	2	2		
D	-3	10127123	SCREW, MACHINE, PAN HEAD, PHILLIPS, 8-32 x 1/2	9	9	9		
D	-4	10126104	WASHER, LOCK, INTERNAL TOOTH, 8	17	17	17		
D	-5	94277406	STRAP, CABLE TIE	1	1	1		
D	-6	10125106	NUT, HEXAGON, 8-32	13	13	13		
D	-7	10127105	SCREW, MACHINE, PAN HEAD, PHILLIPS, 4-40 x 1/2	3	3	3		
D	-8	10126101	WASHER, LOCK, INTERNAL TOOTH, 4	3	3	3		
D	-9	10125103	NUT, HEXAGON, 4-40	3	3	3		
D	-10	94313802	METER, HOUR, AC	1	-	1		
D	-10	94313803	METER, HOUR, AC	-	1	-		
D	-11	10127111	SCREW, MACHINE, PAN HEAD, PHILLIPS, 6-32 x 1/4	8	8	8		
D	-12	10126103	WASHER, LOCK, INTERNAL TOOTH, 6	8	8	8		
D	-13	94268308	CIRCUIT BREAKER, 7 AMP, 50 VDC	1	1	1		
D	-14	94310102	POST, EXTRACTOR, FUSE	2	2	2		
D	-15	93418122	FUSE, 1/4 x 1-1/4 GLASS	2	2	2		
D	-16	10127120	SCREW, MACHINE, PAN HEAD, PHILLIPS, 8-32 x 1/4	4	4	4		
D	-17	94268510	CIRCUIT BREAKER, 12 AMP, 50 VDC	1	1	1		
D	-18	10127125	SCREW, MACHINE, PAN HEAD, PHILLIPS, 8-32 x 3/4	2	2	2		
D	-19	10125606	WASHER, FLAT, 8	2	2	2		
D	-20	93109222	STANDOFF, SPACER ROUND	2	2	2		
D	-21	92496245	CAPACITOR (SERIES CODE 05 AND ABOVE)	2	2	2		
D	-21	92496245	CAPACITOR, C10, C11, C12 (SERIES CODE 01-04)	3	3	3		
D	-22	92512434	RESISTOR, 2W, 100 OHM, R10, R11, R12 (SERIES CODE 01-04)	3	3	3		
D	-22	92512434	RESISTOR, 2W, 100 OHM (SERIES CODE 05 & ABOVE)	2	2	2		
D	-23	40063600	BOARD, TERMINAL, TB03 (SERIES CODE 05 & ABOVE)	1	1	1		
D	-24	94038104	LIGHT, INDICATOR, 250V (SERIES CODE 05 & ABOVE)	1	1	1		
D	-24	94039104	LIGHT, INDICATOR, 250V (SERIES CODE 01-04)	2	2	2		
D	-25	94304405	SWITCH, SOLID STATE, AC (SERIES CODE 13 & BELOW)	3	3	3		
D	-25	94304405	SWITCH, SOLID STATE, AC (SERIES CODE 14 & ABOVE)	2	2	2		
D	-26	73546700	PANEL, FRONT, RIGHT	1	1	1		
D	-27	10127124	SCREW, MACHINE, PAN HEAD, PHILLIPS, 8-32 x 5/8	2	2	2		
D	-28	41283200	TERMINAL BLOCK ASSEMBLY (SERIES CODE 05 & ABOVE)	1	1	1		
D	-29	94274404	MARKER, STRIP (SERIES CODE 05 & ABOVE)	1	1	1		
D	-30	94304404	SWITCH, SOLID STATE, AC, 15 AMP (SERIES CODE 05 & ABOVE)	1	1	1		
C	-	73121200	LEFT FRONT PANEL ASSEMBLY (SERIES CODE 06 & BELOW)	1	1	1		
C	-	73210100	LEFT FRONT PANEL ASSEMBLY (SERIES CODE 07 THRU 09)	1	1	1		
C	-	73511000	LEFT FRONT PANEL ASSEMBLY (SERIES CODE 10-12)	1	1	1		
C	-	73562900	LEFT FRONT PANEL ASSEMBLY (SERIES CODE 13)	1	1	1		
C	-	73566600	LEFT FRONT PANEL ASSEMBLY (SERIES CODE 14-16)	1	1	1		
C	-	75082400	LEFT FRONT PANEL ASSEMBLY (SERIES CODE 17 & ABOVE)	1	1	1		
D	-31	94317701	FASTENER, OVAL FLUSH HEAD, STUD TYPE	2	2	2		
D	-32	94317900	RETAINER, SPLIT RING	2	2	2		
D	-33	95655516	SCREW, SHEETMETAL, 6-20 x 3/8	10	10	10		
D	-34	10126103	WASHER, LOCK, INTERNAL TOOTH, 6	10	10	10		
D	-35	95654711	NUT, SPEED, FLAT, 6-20	10	10	10		
D	-36	95659702	RESISTOR, FIXED, WIRE WOUND, 25W	1	1	1		
D	-37	95649801	RESISTOR, 10W	1	1	1		
D	-38	95659706	RESISTOR, 25W, 500 OHM	1	1	1		
D	-39	10127123	SCREW, MACHINE, PAN HEAD, PHILLIPS, 8-32 x 1/2	1	1	1		
D	-40	10126104	WASHER, LOCK, INTERNAL TOOTH, 8	1	1	1		
D	-41	10125106	NUT, HEXAGON, 6-32	1	1	1		
D	-42	94277406	STRAP, CABLE TIE	1	1	1		
D	-43	95659804	RESISTOR, FIXED, WIRE WOUND, 10W, 150 OHM	2	2	2		
D	-44	94310102	POST, EXTRACTOR, FUSE	1	1	1		
D	-45	93418330	FUSE, 1/4 x 1-1/4, GLASS	1	1	1		
D	-46	94039102	LIGHT, INDICATOR, 24V	1	1	1		
D	-47	93672001	JACK, BANANA, NYLON, BLACK (SERIES CODE 13 & BELOW)	1	1	1		
D	-47	95644001	JACK, BANANA, NYLON, BLACK (SERIES CODE 14 & ABOVE)	1	1	1		
D	-48	93672005	JACK, BANANA, NYLON, LIGHT BLUE (SERIES CODE 13 & BELOW)	3	3	3		
D	-48	95644003	JACK, BANANA, NYLON, LIGHT BLUE (SERIES CODE 14 & ABOVE)	3	3	3		
D	-49	93672003	JACK, BANANA, NYLON, RED (SERIES CODE 13 & BELOW)	4	4	4		
D	-49	95644000	JACK, BANANA, NYLON, RED (SERIES CODE 14 & ABOVE)	4	4	4		
D	-50	10127111	SCREW, MACHINE, PAN HEAD, PHILLIPS, 6-32 x 1/4	10	10	10		
D	-51	94268300	CIRCUIT BREAKER, 2 POLE, 5 AMP, 50 VDC	1	1	1		



ASSY LEVEL	INDEX NO.	EQUIPMENT PART NUMBER	ITEM DESCRIPTION	MOD. LEVEL					
				A	B	C			
				NO. REQUIRED					
C	17-		FRONT PANEL ASSEMBLIES (CONT'D)						
D	-52	94268301	CIRCUIT BREAKER, 5 AMP, 50 VDC (SERIES CODE 16 AND BELOW)	1	1	1			
D	-52	94268309	CIRCUIT BREAKER, 7 AMP, 50 VDC (SERIES CODE 17 AND ABOVE)	1	1	1			
D	-53	92696037	CIRCUIT BREAKER, 0.5 AMP, 60 VDC	1	1	1			
D	-54	95642501	TRANSFORMER, VARIABLE	3	3	3			
D	-55	95663100	SHAFT, LOCK	3	3	3			
D	-56	93246015	RESISTOR, VARIABLE, 2W, 50 OHM (SERIES CODE 16 AND BELOW)	2	2	2			
D	-56	93246011	RESISTOR, VARIABLE, 2W, 2.5K OHM (SERIES CODE 17 AND ABOVE)	2	2	2			
D	-57	10127320	SCREW, MACHINE, PAN HEAD, SLOTTED, 4-40 x 1/4 (SERIES CODE 07-16)	3	3	3			
D	-58	10126101	WASHER, LOCK, INTERNAL TOOTH, 4 (SERIES CODE 07-16)	3	3	3			
D	-59	92512150	RESISTOR, 1/4W, 47 OHM (SERIES CODE 07-09)	2	2	2			
D	-60	92512150	RESISTOR, FIXED, 47 OHM, 1/4W (SERIES CODE 10-16)	1	1	1			
D	-61	92512248	RESISTOR, FIXED, 68 OHM, 1/4W (SERIES CODE 10-16)	1	1	1			
D	-62	73121300	PANEL, FRONT, LEFT (SERIES CODE 06 AND BELOW)	1	1	1			
D	-62	73210200	PANEL, FRONT, LEFT (SERIES CODE 07-09)	1	1	1			
D	-62	73511100	PANEL, FRONT, LEFT (SERIES CODE 10-12)	1	1	1			
D	-62	73562800	PANEL, FRONT, LEFT (SERIES CODE 13-16)	1	1	1			
D	-62	75082500	PANEL, FRONT, LEFT (SERIES CODE 17 AND ABOVE)	1	1	1			
C	-63	94208500	LABEL	1	1	1			
C	-64	94224661	LABEL, INFORMATION	1	1	1			
C	-65	24547503	PLATE, WARNING	1	1	1			
C	-66	95655543	SCREW, SHEETMETAL, 10-16 x 1/2	7	7	7			
C	-67	95634805	NUT, SPEED, 10-16	7	7	7			
C	-68	95655516	SCREW, SHEETMETAL, 6-20 x 3/8	2	2	2			
C	-69	95654711	NUT, SPEED, FLAT, 6-20	2	2	2			
C	-70	70743900	COVER, SAFETY	1	1	1			

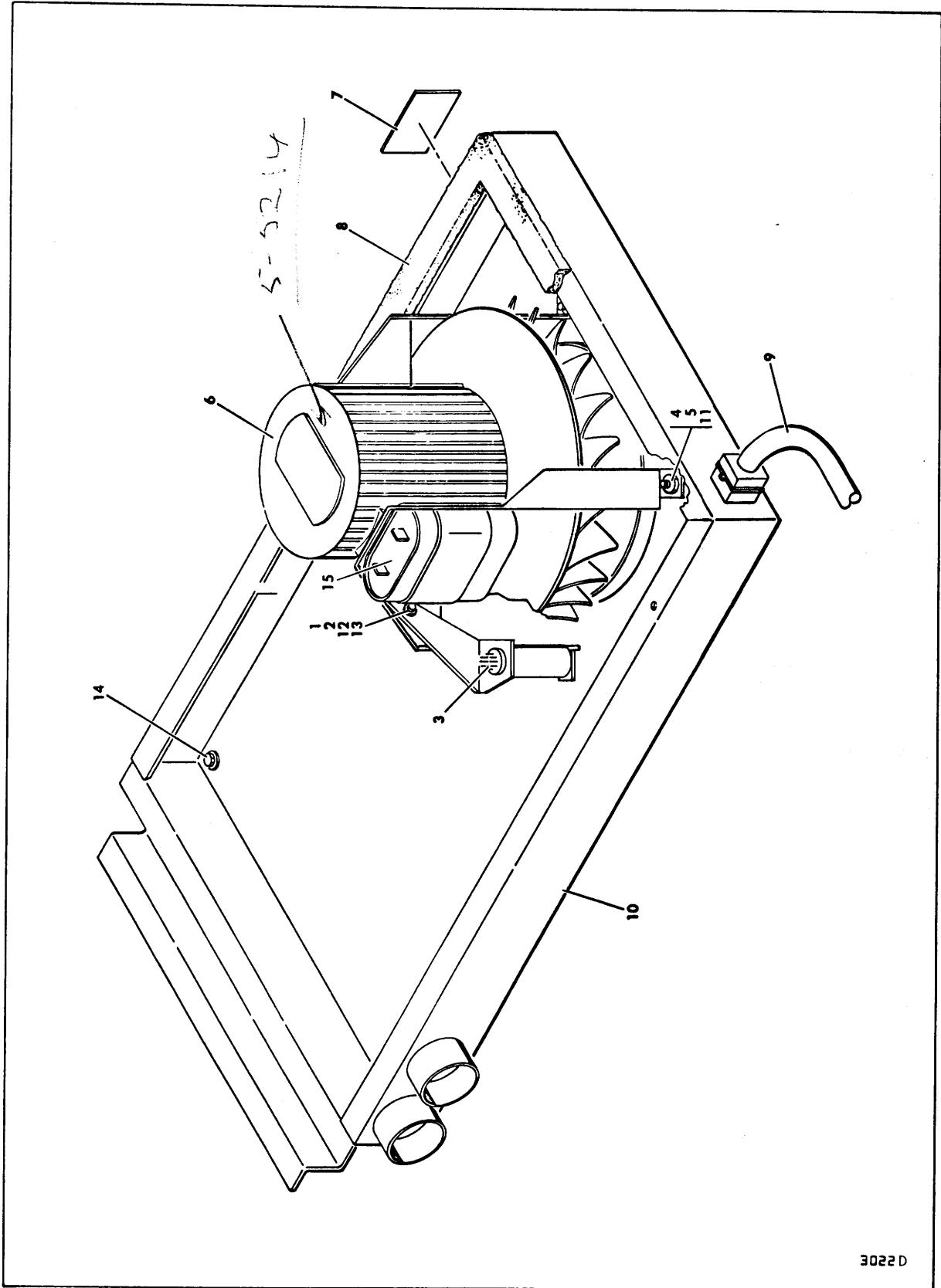


FIGURE 18. BLOWER HOUSING ASSEMBLY

ASSY LEVEL	INDEX NO.	EQUIPMENT PART NUMBER	ITEM DESCRIPTION	MOD. LEVEL					
				A	B	C			
				NO. REQUIRED					
B	18-	73111000	BLOWER HOUSING ASSEMBLY (S/N 7431 AND BELOW)	1	1	1			
B	18-	75090200	BLOWER HOUSING ASSEMBLY (S/N 7432 AND ABOVE)	1	1	1			
C	-1	10127104	SCREW, MACHINE, PAN HEAD, PHILLIPS, 4-40 x 3/8	2	2	2			
C	-2	10126101	WASHER, LOCK, INTERNAL TOOTH, 4	2	2	2			
C	-3	94248600	SWITCH, AIR FLOW (SERIES CODE 04 AND BELOW)	1	1	1			
C	-3	94248603	SWITCH, AIR FLOW (S/N 825 THRU 7431)	1	1	1			
C	-3	94248604	SWITCH, AIR FLOW (S/N 7432 AND ABOVE)	1	1	1			
C	-4	10125108	NUT, HEXAGON, 10-32	4	4	4			
C	-5	10126105	WASHER, LOCK, INTERNAL TOOTH, 10	4	4	4			
C	-6	94251101	BLOWER (S/N 7431 AND BELOW)	1	1	1			
C	-6	94351102	BLOWER (S/N 7432 AND ABOVE)	1	1	1			
C	-7	94208500	LABEL	1	1	1			
C	-8	94001100	TAPE, FOAM, 1/8 x 1/2	AR	AR	AR			
C	-9		CABLE ASSEMBLY, W5 (SEE FIGURE 19)	1	1	1			
C	-10	46481000	HOUSING, BLOWER	1	1	1			
C	-	93948007	CONNECTOR, RECEPTACLE	1	1	1			
C	-	93942001	CONTACT, PIN (22-18 WIRE RANGE)	1	1	1			
C	-11	94335000	WASHER, RUBBER	5	5	5			
C	-12	10125103	NUT, HEXAGON, 4	4	4	4			
C	-13	10125603	WASHER, FLAT, 4	2	2	2			
B	-14	93592238	SCREW, MACHINE, HEXAGON WASHER HEAD, 10-24 x 3/8	2	2	2			
B	-15	95642107	CAPACITOR, 370 VAC, 8.0 MF	6	6	6			
				1	1	1			

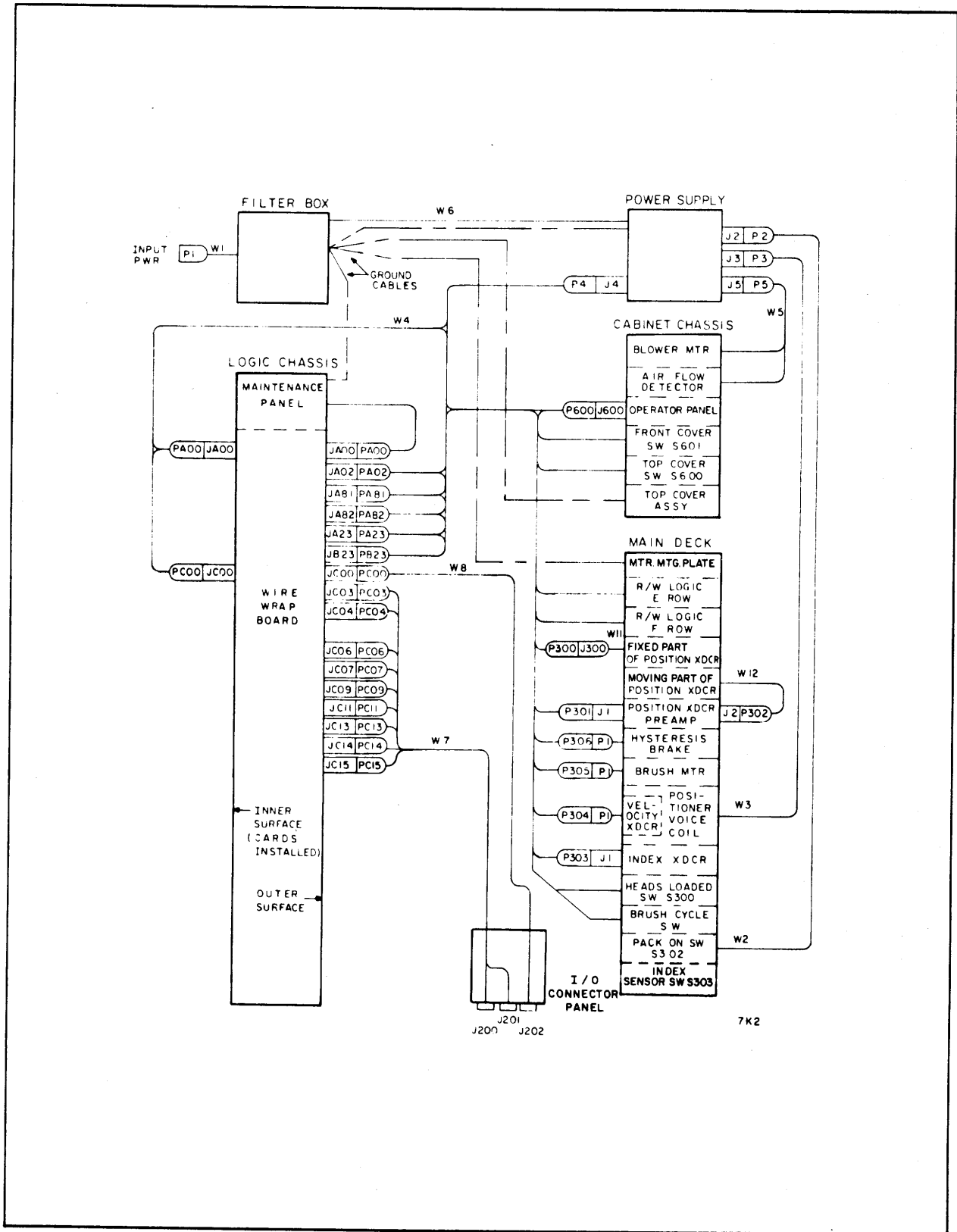


FIGURE 19. CABLE ASSEMBLIES

ASSY LEVEL	INDEX NO.	EQUIPMENT PART NUMBER	ITEM DESCRIPTION	MOD. LEVEL			NO. REQUIRED		
				A	B	C			
	19-		CABLE ASSEMBLIES						
C	-W1	70748100	CABLE ASSEMBLY, W1	1	-	1			
C	-W1	70748101	CABLE ASSEMBLY, W1	-	1	-			
C	-W2	73110701	CABLE ASSEMBLY, W2	1	1	1			
D	-	93948001	CONNECTOR, PLUG, 9 PIN	1	1	1			
D	-	93942006	CONTACT, PIN	4	4	4			
C	-W3	70733801	CABLE ASSEMBLY	1	1	1			
D	-	93948000	CONNECTOR, PLUG, 5 PIN	1	1	1			
D	-	93942007	CONTACT, PIN	5	5	5			
C	-W4	46377600	CABLE ASSEMBLY, W4 (SERIES CODE 11 AND BELOW)	1	1	1			
C	-W4	73536400	CABLE ASSEMBLY, W4 (SERIES CODE 12 AND ABOVE)	1	1	1			
D	-	93948004	CONNECTOR, PLUG (SERIES CODE 12 AND ABOVE)	1	1	1			
D	-	93942001	CONTACT, PIN (SERIES CODE 12 AND ABOVE)	2	2	2			
D	-	94281200	CONNECTOR, PLUG, 75 PIN	1	1	1			
D	-	93643016	CONNECTOR, BLOCK	1	1	1			
D	-	93947004	CONNECTOR, PLUG, 3 SOCKET	1	1	1			
D	-	93947005	CONNECTOR, PLUG	1	1	1			
D	-	94261810	CONNECTOR, PLUG, 28 PIN	9	9	9			
D	-	94245614	CONTACT-CRIMP, INSERT, SOCKET	42	42	42			
D	-	94281207	CLAMP, SHORT, STRAIN RELIEF	1	1	1			
D	-	93642004	PIN, GUIDE, CORNER, CONNECTOR	3	3	3			
D	-	93642005	SOCKET, GUIDE, CORNER, CONNECTOR	2	2	2			
D	-	93643004	PIN, GUIDE, CORNER, CONNECTOR	2	2	2			
D	-	93643005	SOCKET, GUIDE, CORNER, CONNECTOR	2	2	2			
D	-	93643008	JACKSCREW, TURNABLE, MALE	2	2	2			
D	-	93643021	SPRING, CONNECTOR	2	2	2			
D	-	93644002	CONTACT, PIN, 22-20 WIRE RANGE	56	56	56			
D	-	93644003	CONTACT, PIN, 26-24 WIRE RANGE	1	1	1			
D	-	93645002	CONTACT, SOCKET, 22-20 WIRE RANGE	10	10	10			
D	-	93645003	CONTACT, SOCKET, 26-24 WIRE RANGE	21	21	21			
D	-	93943001	CONTACT, SOCKET	12	12	12			
D	-	93947003	CONNECTOR, PLUG	2	2	2			
C	-W5	73129900	CABLE ASSEMBLY, W5	1	1	1			
D	-	93948000	CONNECTOR, PLUG, 6 PIN	1	1	1			
D	-	93942001	CONTACT, PIN	6	6	6			
C	-W6	73110600	CABLE ASSEMBLY, W6 (SERIES CODE 04 AND BELOW)	1	1	1			
C	-W6	73186800	CABLE ASSEMBLY, W6 (SERIES CODE 05 AND ABOVE)	1	1	1			
C	-W7	73534100	CABLE ASSEMBLY, W7	1	1	1			
D	-	94281201	CONNECTOR, PLUG, 75 PIN	2	2	2			
D	-	94245003	CONTACT, SOCKET, 26-24 WIRE RANGE	122	122	122			
D	-	94261810	CONNECTOR, PLUG, 28 PIN	9	9	9			
D	-	94245614	CONTACT-CRIMP, INSERT, SOCKET	50	50	50			
C	-W8	46377400	CABLE ASSEMBLY, W8	1	1	1			
D	-	94261810	CONNECTOR, PLUG, 28 PIN	1	1	1			
D	-	94245614	CONTACT-CRIMP, INSERT, SOCKET	7	7	7			
D	-	93644002	CONTACT, PIN, 22-20 WIRE RANGE	7	7	7			
D	-	93644003	CONTACT, PIN, 26-24 WIRE RANGE	12	12	12			
D	-	93643015	CONNECTOR, PLUG	1	1	1			
C	-W11	73225700	CABLE ASSEMBLY, W11	1	1	1			
D	-	93948004	CONNECTOR, PLUG	1	1	1			
D	-	93942001	CONTACT, PIN, 22-18 WIRE RANGE	2	2	2			
C	-W12	73225600	CABLE ASSEMBLY, W12	1	1	1			
D	-	94219896	CONNECTOR, PLUG, DUO-TYNE FLAG	1	1	1			
D	-	94219902	CONTACT, PIN, DUO-TYNE FLAG	8	8	8			



SECTION 9

WIRE LISTS

Information for this section is included in BR5A1
Disk Storage Unit, Publication No. 706179000

SECTION 10

EQUATION SUMMARY

(Not Applicable)



COMMENT SHEET

MANUAL TITLE CONTROL DATA BR5A1 DISK STORAGE UNIT
Parts Data

PUBLICATION NO. 70618000 REVISION _____

FROM: NAME: _____
BUSINESS ADDRESS: _____

COMMENTS:

This form is not intended to be used as an order blank. Your evaluation of this manual will be welcomed by Control Data Corporation. Any errors, suggested additions or deletions, or general comments may be made below. Please include page number references and fill in publication revision level as shown by the last entry on the Record of Revision page at the front of the manual. Customer engineers are urged to use the TAR.

CUT ALONG LINE

PRINTED IN U.S.A.

AA3419 REV. 11/69

NO POSTAGE STAMP NECESSARY IF MAILED IN U. S. A.

FOLD ON DOTTED LINES AND STAPLE

STAPLE

STAPLE

FOLD


FOLD

FIRST CLASS
PERMIT NO. 8241
MINNEAPOLIS, MINN.

BUSINESS REPLY MAIL
NO POSTAGE STAMP NECESSARY IF MAILED IN U.S.A.

POSTAGE WILL BE PAID BY

CONTROL DATA CORPORATION
Technical Publications Department
7801 Computer Avenue
Minneapolis, Minnesota, 55435




CUT ALONG LINE



FOLD

FOLD



CONTROL DATA

$\frac{3}{4}$ $\frac{1}{2}$
 $\frac{1}{4}$

>>> CUT OUT FOR USE AS LOOSE-LEAF BINDER TITLE TAB

CONTROL DATA

CORPORATION

8100 34th AVE. SO., MINNEAPOLIS, MINN. 55440

LITHO IN U.S.A.