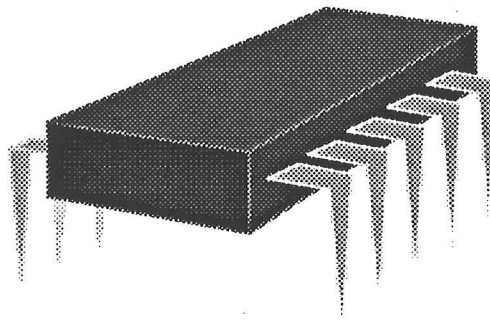


SUPERMAX E-CAD

RELEASE 3.0

IPL COMPONENT LIBRARY



Copyright©1985 by Dansk Data Elektronik A/S

No part of this manual may be reproduced or transmitted in any form or by any means, electronic or mechanical, including photocopy, recording, or any information storage and retrieval system without written permission from the copyright proprietor.

Dansk Data Elektronik
EDA Division
Herlev Hovedgade 199
DK-2730 Herlev
Denmark

Phone (+45) 42 84 50 11
Fax (+45) 42 84 52 20
Telex 3 52 58 DDE DK

English Version

A	Resistors
B	Potentiometers
C	Capacitors
D	Electrolytic capacitors
E	Diodes
F	Displays
G	Opto components
H	Bridged rectifiers
IJ	Transistors
K	Integrated circuits
L	Sockets for ICs
M	Crystals
N	Switches
O	Relays
PQ	Fuses
R	Transformers
S	Connectors
TU	Mechanical devices
VW	Miscellaenuos components
XYZ	Hybrid components

Introduction CHAP 1

Subdirectorys CHAP 2

Pad setup CHAP 3

Track setup CHAP 4

Layguide CHAP 5

Lay assignment CHAP 6

Converting of types and pcbs CHAP 7

Typdoc CHAP 8

"ddelib" is a new library for both SMDs and ordinary components. The library contains most of the common component types.

All the types in ddelib contain maximal outline information, symbols for silkplot, artistic drawing for paperplot and component-height information. Some types contain further information, such as a dotted silkplot, and information about placement related to the PCB-board edge.

The new library is structured in sub directories for each component group.

All pad shapes are generated according to requirements in PERFAG 2C and in IPC.

The documentation contains information about structure and configuration, which makes it easy to update the library.

The combination of a guideline for typenames and a visual typdoc documentation in sub directory listing makes ddelib both easy to read and understand.

Please note that all measurements are in 1/10 millimeter unless otherwise stated.

Library

Configuration

All types are saved as files in:

/usr/ipl/ipltypes/(name of sub directory)/(name of package
or other descriptive name)

List of sub directories:

- res resistors (including varistors, thermistors, resistor networks, etc.), for both horizontal and vertical mounting.
- pot potentiometers and trimpotmeters, for both horizontal and vertical mounting.
- cap capacitors (ceramic, metal film, etc.) for both horizontal and vertical mounting.
- lyt electrolytic capacitors (aluminium, tantalum, etc.) for both horizontal and vertical mounting.
- dio diodes (including zener diodes and diacs) for both horizontal and vertical mounting.
- dis displays (including display elements, Light bars and LEDs with and without cases and sockets)
- opt opto components (including photovoltaic cells, photo diodes and optocouplers)
- bri bridged rectifiers
- tra transistors (including FETs, triacs, thyristors and voltage regulators) for both horizontal and vertical mounting.
- ic integrated circuits (including cases such as DIP, SIP)
- soc sockets for ICs (including sockets for PLCC, PGA, DIP, SIP and gate arrays)
- cry crystals for both horizontal and vertical mounting.
- swi switches for both horizontal and vertical mounting.

Library

Configuration

rel	<u>relays</u> (of all kinds)
fus	<u>fuses</u> (including fuse sockets and lamps)
trf	<u>transformers</u> (including inductors)
con	<u>connectors</u> of all kinds, for both horizontal and vertical mounting.
mec	<u>mechanical devices</u> (such as holes)
mis	<u>miscellaneous components</u> (cornermarks, testpoints, etc.)
hyb	<u>hybrid components</u> (only resistors)

The following contains information about how the padshapes used in ddelib are structured.

All the padshapes (except the s-shapes) are generated according to the requirements stated in PERFAG 2C. The s-shapes follow the requirements stated in IPC-SM-782.

An overall minimum clearance of 10 mill is used.

The solder mask openings apply to all types of masks.

p-shapes: (ordinary plated pads)

name: px (where x indicates the drillsize in 1/10mm)
 e.g. p13 = plated pad with drillsize 1.3mm

g-pol = p-pol	} polfile: square
p-pol = $x/10\text{mm} + 20\text{mill} + x/100\text{mm}$	
e-pol = p-pol + 10mill	
s-pol = p-pol + 20mill	
d-pol = $x/10\text{mm}$	
	} polfile: circle



- graphical polygon
- plotter polygon
- electrical polygon
- soldermask polygon
- drillfilm polygon

The p05 pad as an example.

n-shapes: (non plated holes without annular rings)

name: nx (where x indicates the drillsize in 1/10mm)

e.g. n10 = hole with drillsize 1mm

g-pol = x/10mm

p-pol = x/20mm

e-pol = x/10mm + 10mill

s-pol = x/10mm + 20mill

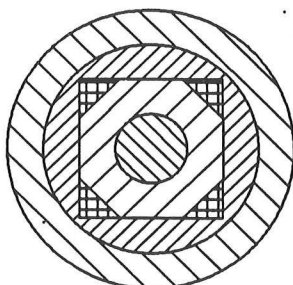
d-pol = x/10mm

- polfile: octagon

} polfile: circle

- polfile: square

non plated hole




 graphical polygon

 plotter polygon

 electrical polygon

 soldermask polygon

 drillfilm polygon

The n05
pad as an
example.

pm-shapes: (plated pads with big annular rings used for electrical contact with nuts or screws)

name: pmx or pmxs , where x indicates the drillsize in 1/10mm, and s indicates screw rather than nut.

e.g. pm27s = plated hole with drillsize 2.7mm and big annular ring to be used for a screw

g-pol = p-pol

p-pol = screw/nut diameter + 20mill

e-pol = p-pol + 40mill

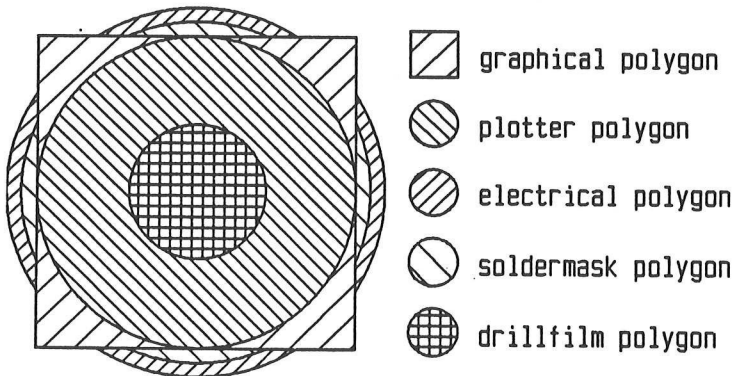
s-pol = p-pol + 20mill

d-pol = x/10mm

- polfile: square

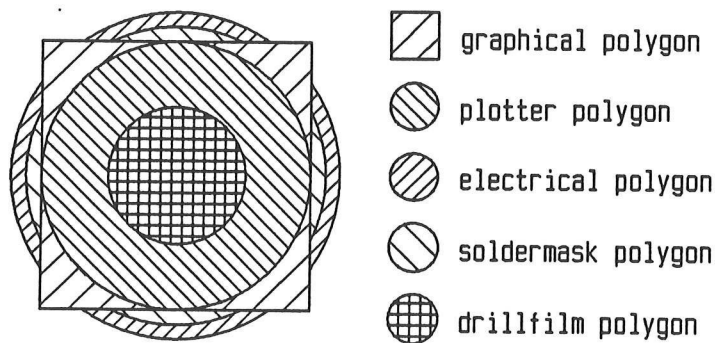
} polfile: circle

plated pad with annular ring for a nut



The pm22 pad as an example.

plated pad with annular ring for a screw



The pm22s pad as an example.

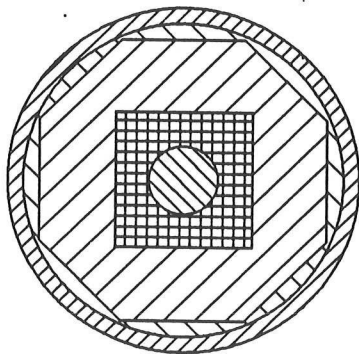
nm-shapes: (non plated holes with big electrical annular rings to make room for screws and nuts)




name: nm x or nm x s, where x indicates the drillsize in 1/10mm, and s indicates screw rather than nut.

e.g. nm32 = non plated hole with drillsize 3.2mm and electrical space around it for a nut.

g-pol = screw/nut diameter	- polfile: octagon
p-pol = $x/20$ mm	} polfile: circle
e-pol = screw/nut diameter + 40mill	
s-pol = screw/nut diameter + 20mill	
d-pol = $x/10$ mm	- polfile: square

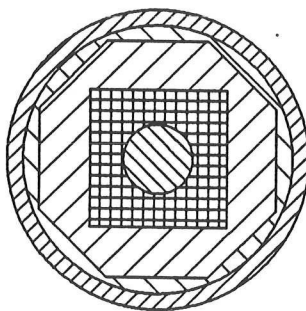
non plated pad with annular ring for a nut








-  graphical polygon
-  plotter polygon
-  electrical polygon
-  soldermask polygon
-  drillfilm polygon

The nm22 pad as an example.

non plated pad with annular ring for a screw



-  graphical polygon
-  plotter polygon
-  electrical polygon
-  soldermask polygon
-  drillfilm polygon

The nm22s pad as an example.

s-shapes: (used as single sided pads)

name: saxb (where a and b indicate length and width of the pad in 1/10mm ; drillsize:0mm) or special name and shape depending on the requirements of the appropriate package.

e.g. 1: s26x18 = rectangular pad with length 2.6mm and width 1.8mm.

e.g. 2: sSOD80 = non rectangular pad to be used in the SOD80 package.

(polfile: square)

p-pol = a x b

e-pol = p-pol, shadow: 5mill (sysp smoothshadow=y)

s-pol = p-pol, shadow: 10mill (sysp smoothshadow=n)


g-pol = p-pol





0-pol : if a<b then 0-pol = a x b/2

else 0-pol = a/2 x b

note: the 0-pol is used for the paste mask

single sided pad



-  graphical polygon
-  plotter polygon
-  electrical polygon
-  soldermask polygon

The following contains information about how the trackshapes used in the ddelib are structured.

Four standard trackshapes are used in the ddelib.
The lay guide shows which shapes are used in which lays.

Outline: (Thin line, special for outlinelay)

```
p-pol = 1 mill      }  
e-pol = 1 mill     } polfile: circle  
g-pol = 1 mill     }  
  
dispmode fill n
```

silk5: (5 mill wide trackshape)

```
p-pol = 5 mill     }  
e-pol = 15 mill    } polfile: circle  
g-pol = 3 mill     }  
  
dispmode fill y
```

silk12: (12 mill wide trackshape)

```
p-pol = 12 mill    }  
e-pol = 22 mill    } polfile: circle  
g-pol = 6 mill     }  
  
dispmode fill n
```

silk24: (24 mill wide trackshape)

```
p-pol = 24 mill    }  
e-pol = 34 mill    } polfile: circle  
g-pol = 12 mill    }  
  
dispmode fill n
```


Guidelines for use of the different lays in ddelib.

Layname : outline

Trackshape are always outline at this layer.

The physical outline (i.e. borderline of the component) in its most space occupying state. Tracks are preferred, except in cases where areas are applied instead of tracks.

1. If the outline of the component is nonrectangular and the requirement, is for a non rectangular outline, demand a typeoutline similar to the component outline instead of a rectangular outline box.

2. If one or more lays overlap the outline tracks the outline box will be determined by the total size of the lays altogether. When the outline lay contains an area the outline will be determined only by the size of this area.

When a component is always placed at the edge of the PCB-board (e.g. an edge-connector or edge-fuse-socket) a dottrack is placed in the outline lay, to mark the PCB-board edge.

Layname : compname

Trackshape is always silk12, the text-center is at CC and the text content is 'name'. The text-direction is either 0 or 3. The text-height must be greater than 1.5mm, considered to be the minimum size for readability. The text must be placed outside the component-outline and free of pads and the information on lay silkscreen. (see also silkscreen)

The text must be placed at the right or at the top of the component, in other cases the name field will be included in the outline-box, except when an area is applied in the outlinelay.

Layname : silkscreen

In the case of large components, either silk24 or silk12 is applied.

The symbol of the component must be simple and easy to understand. It can be covered when the component is mounted. It must not interfere with the name field. Tracks are preferred, but arcs are legal as well as dottracks and dotarcs. Component orientation must be clearly marked.

The clearance between the solder-mask and the silkscreen/compname must be larger than 0.25mm according to PERFAG 2C. For a padshape this can be checked by making a similar temporary pad, and increasing the p-pol for this pad width by 0.5mm.

Layname : compdraw

Track/text-shape is always silk5, the text-center is at CC and the text content is 'name'. The textsize is similar to the textsize on lay compname. The text-direction is either 0 or 3, but not determined by lay compname.

The component is drawn as seen from the top, and additional name field should cover approximately the same area as the component itself. If leads are visible from the top of the component, then they must also be included in the component drawing.

Component orientation must be clearly marked. The name field is preferably placed inside the component and may be on top of pads.

Layname : device

Text-shape is always silk5, the textcenter is at CC and the direction is determined by the lay compdraw. The textcontent is 'dev'.

Layname : article

Textshape is always silk5, the textcenter is at CC and the direction is determined by the lay compdraw. The textcontent is 'art'.

Layname : height

Textshape is always silk5, the textcenter is at CC and the direction is determined by the lay compdraw. The textcontent is the component height followed by unit (mm, in, ..)

Layname : dotsilk

Only applies for PCB-board with silkplot on one side and components placed on both sides. The dotsilk lay is similar to silkscreen lay, except that the tracks/arcs are dot.- (see also silkscreen)

e.g. The single sided silkplot for a PCB-board with components on both sides, will typically include lay compname (11), silkscreen (12) and dotsilk (19).

Library

Lay assignments

lay 0-7 router lays] will always appear on final pcb
lay 11,12 component identification on pcb component side] will appear on final pcb in most cases
lay 21,22 component identification on pcb solder side	
lay 8,9 additional information on solder masks] will appear on final pcb when used
lay 30-39 information about special components on pcb component side	
lay 40-49 information about special components on pcb solder side	
lay 80-89 additional electrical information independent of pcb side	
lay 10,13 outline and additional component identification on pcb component side] will not appear on final pcb
lay 20,23 outline and additional component identification on pcb solder side	
lay 14-18 various additional component identification on both sides of pcb	
lay 50-59 various additional information about special components on pcb component side	
lay 60-69 various additional information about special components on pcb solder side	
lay 70-79 miscellaneous graphic information independent of pcb side	

Library

Lay assignments

The following is a detailed explanation of the use of the different lays. The lines with the numbers and names in brackets refer to the same information as in the previous line, but refer to the pcb solder side.

laynumber	layname	layfunction
0	compside	pcb component side, router lay
1	solside	pcb solder side, router lay
2-7	!router lays!	additional router lays (signal, plane, etc.)
9 (8)	isomask (soldermask)	additional information on isolation mask
10 (20)	outline (solout1)	actual physical size of components
11 (21)	compname (solname)	name of components
12 (22)	silkscreen (solsilk)	silkscreen symbols of components and additional silkscreen information
13 (23)	compdraw (soldraw)	names and symbols of components used for paper drawing of component placement
14	device	device names of library types, used in connection with the database
15	article	article names of library types, used in connection with the database
17	block	size and name of component blocks
18	height	component text specifying height of components
19 (29)	dotsilk soldot	dotted version of lay silkscreen used for silkscreen on pcb component side referring to components on pcb solder side

Library

Lay assignments

30 (40)	pastemask (solpaste)	additional paste mask information
31 (41)	tpvia (soltpvia)	vias in testpoints used for paper plot of testpoint placement
32 (42)	carbon (solcarbon)	information about carbon placement for carbon switches
33 (43)	gold (solgold)	information used for production of gold plated connectors
50 (60)	gluemask (solglue)	information about placement of glue points for SMD components
70	corner	special symbols to indicate pcb size and shape (will normally also appear on lay 255)
71	measure	mechanical measurements of pcb, used for paper drawing
72	drilltext	identification text on drillfilm plot
80	innerboard	border lines for plane innerlays, to be plotted together with the relevant routerlays

Sysparms settings

mirmap 0;1/8;9/10;20/11;21/12;22/13;23/19;29
/30;40/31;41/32;42/33;43/50;60/51;61

compnamelays 11,21,13,23

heightlay 18

heatlay

Conversion of types

When an old iptype must be converted according to the lay assignment in the new library, the command file named 'convtype.cmd' can be used.

The convtype is a file, called from within 'updtype' file, witch can be called from the Library Menu as 'update type'.

PLEASE REMEMBER TO MAKE A BACKUP OF THE LIBRARY BEFORE UPDATING

The convtype file, is split into four parts.

First part is a table containing three groups.

- 1) Describing all the lays that are to be moved under conversion. eg. the compname lay of the old type is on lay 10 instead of lay 11 on the new lay assignment. Therefore lay 10 is to be moved to lay 11.

The movement is written as in laymap.
eg. as before move lay=10;11

If no movements are made, write two single quotation marks ''.

- 2) Describing all the lays which are copied under conversion. eg. the old compdraw (11) must be copied to the new compdraw lay (12) and to the new silkscreen lay (13). Also other old information (32) must be copied to the silkscreen lay (13).

The copied lays are also written as in the laymap.
eg. as before copy_lay_first=11;13/32;13
copy_lay_second=11;12

Please note that if the same lay is copied into more than one lay, then it **MUST** be done one lay at a time (same as in laymap). The reason for this is that the 'copy_lay' function can only copy information one lay at a time. If one or both of the copy functions are not used write two single quotation marks ''.

Remember to use the new lays if the lays have been moved above.

IMPORTANT: While moving, all the information in the old lay is moved to the new lay. While copying, the comtext is **NOT** copied to the new lay. Therefore the 'move' command must be used if any comtext is moved. If a comtext must be copied, please look in the fourth part of the file.

- 3) Describing all the lays which are deleted under the conversion. The deleted lays must be separated by a comma.
Eg. the information on lay 3 and lay 4 no longer has any value.

```
del_lay=3,4
```

If no lays are to be deleted, write two single quotation marks ''.

Please note that the comtext cannot be deleted.

Remember to use the new lay if the lays have been moved above.

Second part, makes new trackshape for reshaping the new type.

Third part, is the main program that executes the commands in the table. It also deletes tracks in lay 11,14,15 and 18.

Moving of lay information is performed by saving the type, setting the laymap according to the movement, and then getting the type back.

Copying of lays is performed by setting the laymap and then making a copywindow.

The deletion of lays is done by displaying the unwanted lays and then using the deletewindow command, (only deleting the shown lays)

Fourth part, makes the last modifications

Here it is possible to reshape old shape.

If an extra compname on compdraw lay (13) must be added at the same place as the compname in the compname lay (11) it can be performed in the following way.

```
textselect textcrit c&l11 (select comtext in lay 11)
show selected text (copy the text coordinate to #textrefcoor)
test expr #textrefcoor
(copy the text coorinate to #ipl_x and #ipl_y)
edittext at #textrefcoor text #D tdir #D ... textshe #D
(get the text informations on the text into default)
comtext comp * at #(ipl_x), #(ipl_y), 13 text name tdir #D \
textc #D size #D textsha silk5
(set comtext at lay 13 at same location as text in lay 11)
```

Conversion of PCBs

When the library is updated the types in the old PCB's must be retyped if new types are to be added in the PCB.

The retyping procedure is:

```
retype comp * oldtype * newtype *. textposkeep y
```

Note that protected components cannot be retyped.

All the components are to be as specified in the library. If textposkeep is y, the textpositions are kept, and if the sysparm textsizekeep is y then the size of the text is kept.

When retyping with textposkeep x, the pad position and the pad size are also kept. In this way all clearcheck errors on retyped components will be omitted.

Please note that the lay assignment in the new library uses other lays than the old library, it can therefore be necessary to move information on the PCB to other lays.

The move procedure is:

```
laymap= oldlay ; newlay  
setlay lay oldlay  
movew leftl #zerocoordinate righth #maxcoordinate ref 0 \  
to 0 rot 0 copy n comps n tracks y thislay y
```

where oldlay is the lay with the information, and newlay is the lay where information is to be moved.

This allows the user to produce drawings of the component in the library.

The typdoc command is found in the Helpmenu (write H) under paper plotters. Press 'p' for plottermenu and then 't' for IPL TYPE doc. The typdoc contains a setup file for each sub directory in the library.

By writing **C** you can create or modify an existing setup file. If a new file is created, a text header with an example is added. (the vi-editor is used)

By writing **R** a setupfile can be executed, and the types will be plotted out on the desired plotter.

By writing **C** all the setup files that match the name of a sub directory in the library will be checked and updated for missing types and a new line will be added for each missing type in the sub directory.

Each new line added to the list starts with an '!' and will be ignored while printing, unless the exclamation mark is removed.

The parameters in the setup file must be as below, and in the same sequence.


- type name: The filenames of the components which are to be drawn. With full path, or relative to the main directory
- sheet: The name of the sheet which the component is to be plotted as (sheet1 to sheet4)
- plot: The number of plot for the specified component (1 to 4) (see note)
- scale: Scaling of plot for the specified component. If you write 'aut' the typdoc will autoscale the type.
- rot: (y/n/x) Rotation of the specified component.
y: rotate the type
n: don't rotate the type
x: (use only with autoscale), The rotation will be fixed where the scale is largest.
- gridx: The x-grid in field with outline/pads
- gridy: The y-grid in field with outline/pads
- p1: Plotted lays in field 1 (compdraw)
- p2: Plotted lays in field 2 (silkscreen/pin numbering)
- p3: Plotted lays in field 3 (outline/pads)
- p4: Plotted paste in field 3 (paste mask) (see note)
- text: Text to be plotted in the bottom of field 1, spaces are allowed.

Note: except for p4 all the other plots use the p-polygon. P4 uses the 0-polygon which is the paste mask. When p4 is selected the paste mask is plotted on top of the other information in field 3. On a canon plotter the 0-polygon is plotted as gray instead of black as for p-polygon.


When sheets with more than one component are used, it is recommended only to use components from the same sub directory, since it is only the sub directory of the first component that is written on the bottom line of the sheet.

There are four different sheets to choose from:


sheet1: Contains only one component with three fields of 177x74mm.

compdraw			
USERTEXT			
silkscreen/pin numbering			
outline/pads		the cross is the ref point	
padshape used			
typename:	typedate:	height:	scale: ref:
	Dansk Data Elektronik A/S Parlevangensvej 28B DK-2750 Valby, Denmark Tlf. (+45) 42 04 90 11	Subdirectory:	Date of print: Page:


sheet2: Contains two components, each with three fields of 59x118mm.

compdraw		silkscreen/pin numbering		outline/pads		the cross is the ref point	
USERTEXT				package used			
typename:		typedate:		height:		scale: ref:	
compdraw		silkscreen/pin numbering		outline/pads		the cross is the ref point	
USERTEXT				package used			
typename:		typedate:		height:		scale: ref:	
 Datas Elektronik A/S Hørløvs Hovedgade 58B DK-2730 Hørløv, Denmark Tel. (+45) 42 84 99 11		Subdirectory:		Date of print:		Page:	

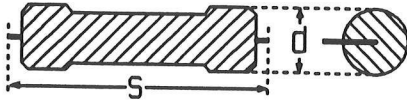
sheet3: Contains three components, each with three fields of 59x74mm.

compdraw	silkscreen/pin numbering	outline/pads	the cross is the ref point
USERTEXT		perhaps used:	
typename:	typedate:	height:	scale: ref:
compdraw	silkscreen/pin numbering	outline/pads	the cross is the ref point
USERTEXT		perhaps used:	
typename:	typedate:	height:	scale: ref:
compdraw	silkscreen/pin numbering	outline/pads	the cross is the ref point
USERTEXT		perhaps used:	
typename:	typedate:	height:	scale: ref:
 Denok Data Elektronik A/S Høstvej 10 DK-2750 Nørlev, Denmark Tel. (+45) 42 84 90 11		Subdirectory:	Date of print: Page:


sheet4: Contains four components, each with three fields of 59x52mm

compdraw	silkscreen/pin numbering	outline/pads	the cross is the ref point
USERTEXT		padding used:	
typename:	typedate:	height:	scale: rgt:
compdraw	silkscreen/pin numbering	outline/pads	the cross is the ref point
USERTEXT		padding used:	
typename:	typedate:	height:	scale: rgt:
compdraw	silkscreen/pin numbering	outline/pads	the cross is the ref point
USERTEXT		padding used:	
typename:	typedate:	height:	scale: rgt:
compdraw	silkscreen/pin numbering	outline/pads	the cross is the ref point
USERTEXT		padding used:	
typename:	typedate:	height:	scale: rgt:
 Dansk Data Elektronik A/S Herlev Hovedgade 289 DK-2730 Herlev, Denmark Tel. (45) 42 64 11		Subdirectory:	Date of print: Page:

Including varistors, thermistors, resistor networks, etc.




res / 4M d50 p09



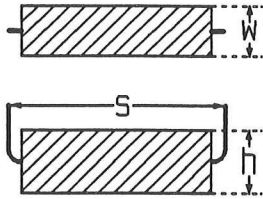
Applied manufacturers : Philips



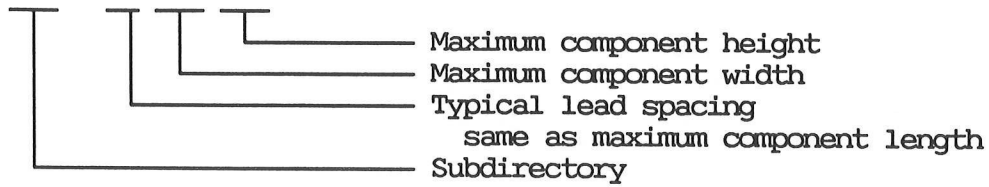
res / 1M d50 h120 p09



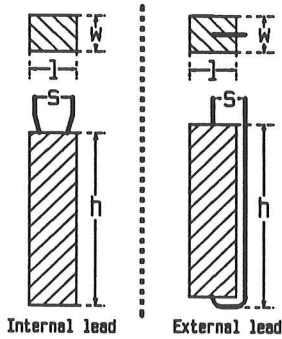
Applied manufacturers : Philips



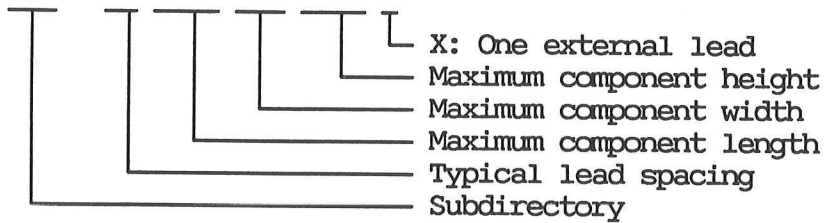
res / 8M w50 h70



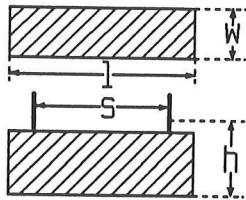
Applied manufacturers : Philips



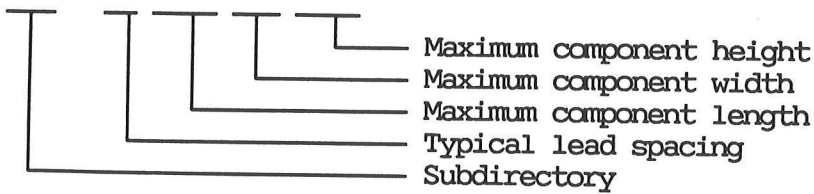
res / 80 1120 w90 h800 X



Applied manufacturers : Philips



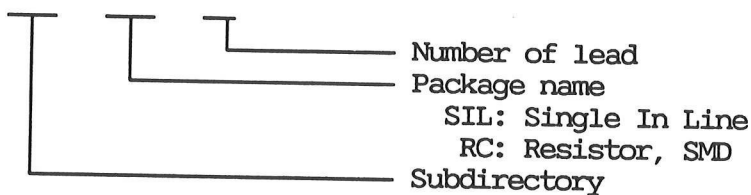
res / 8M 1300 w50 h100



Applied manufacturers : Philips

Due to the limitation on filenames implied by UNIX, the height information will be omitted when the name is too long. If as a result of this, two or more components are given the same file name, these will be distinguished from one another by a letter (A-Z) at the end of the filename.

res / SIL - 10



Directory list:

03Md16p08	09Md52p11	23Md100p11	SIL-07
04Md25p09	09Md68p11	29Md100p11	SIL-08
06Md30p09	10Md68p09	RC0805	SIL-09
06Md31p09	10Md68p10	RC1206	SIL-10
06Md37p10	10Md68p11	RC1210	SIL-11
06Md39p09	11Md80p11	SIL-03	SIL-12
06Md39p11	13Md80p11	SIL-04	SIL-13
08Md52p09	15Md90p11	SIL-05	SIL-14
09Md52p09	20Md80p11	SIL-06	

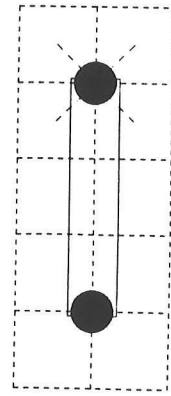
compdraw



silkscreen/pin numbering



outline/pads the cross is the ref point



grid dx, dy 100, 100mil

padshape used:
p08

typename: 03Md16p08

typedate: Jul 2 1992

height: 1.6mm

scale: 4
rot: n

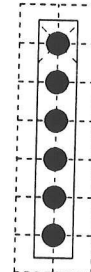
compdraw



silkscreen/pin numbering



outline/pads the cross is the ref point



grid dx, dy 100, 100mil

padshape used:
p09

typename: SIL-06

typedate: Jul 2 1992

height: 7.62mm

scale: 2
rot: n

compdraw

silkscreen/pin numbering

outline/pads the cross is the ref point

padshape used:

typename:

typedate:

height:

scale:
rot



Dansk Data Elektronik A/S
Herlev Hovedgade 199
DK 2730 Herlev, Denmark
Tel. (+45) 42 84 50 11

Subdirectory: res

Date of print: Jul 20 1992

Page: 1

compdraw	silkscreen/pin numbering	outline/pads	the cross is the ref point
SMD		padshape used: s14x15	

typename: RC0805 typedate: Jun 25 1992 height: not spec scale: 4
rot: n

compdraw	silkscreen/pin numbering	outline/pads	the cross is the ref point
SMD		padshape used: s16x16	

typename: RC1206 typedate: Jun 25 1992 height: not spec scale: 4
rot: n

compdraw	silkscreen/pin numbering	outline/pads	the cross is the ref point
SMD		padshape used: s26x16	

typename: RC1210 typedate: Jun 25 1992 height: not spec scale: 4
rot: n

compdraw	silkscreen/pin numbering	outline/pads	the cross is the ref point
		padshape used:	

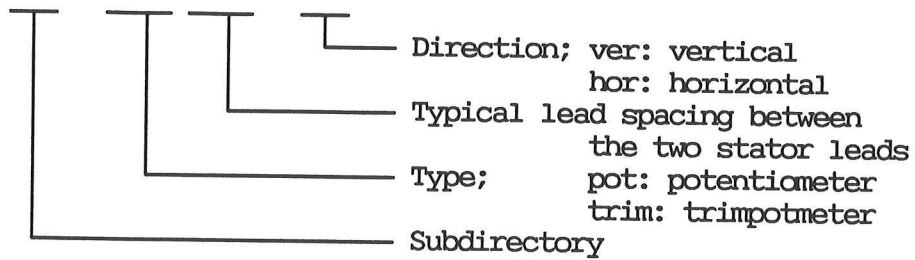
typename: typedate: height: scale:
rot

Library

Potentiometers

Including trim potentiometers and multiturn potentiometers

pot / trim 10mm - hor



Applied manufacturers : Philips

Directory list:

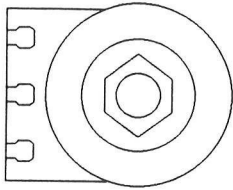
pot-16mm-hor	trim-10mm-hor	trim1-18mm-hor	trim2-18mm-ver
pot-16mm-ver	trim-10mm-ver	trim1-18mm-ver	trim3-18mm-hor
pot1-16mm-hor	trim-14mm-hor	trim2-18mm-hor	trim3-18mm-ver
pot16mm-tandem	trim-14mm-ver		

compdraw

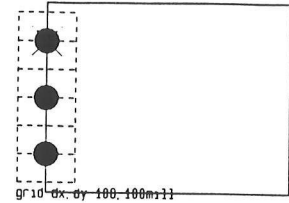
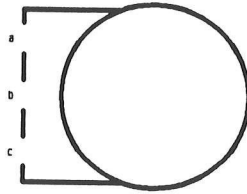
silkscreen/pin numbering

outline/pads the cross is the ref point

name



name



padshape used: p15

typename: pot-16mm-hor

typedate: Jul 2 1992

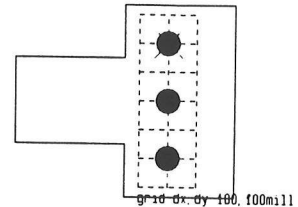
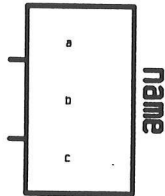
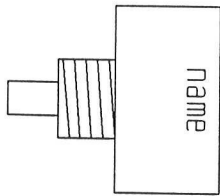
height: 21.5mm

scale: 1.5
rot: n

compdraw

silkscreen/pin numbering

outline/pads the cross is the ref point



padshape used: p15

typename: pot-16mm-ver

typedate: Jul 2 1992

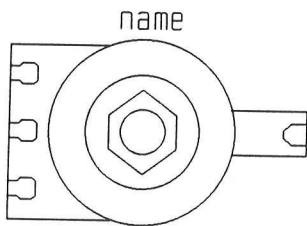
height: 21.5mm

scale: 1.5
rot: n

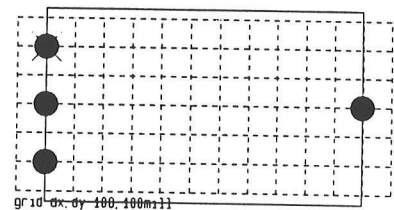
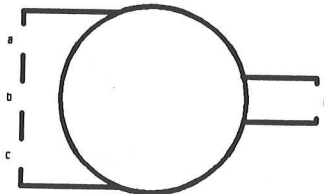
compdraw

silkscreen/pin numbering

outline/pads the cross is the ref point



name



padshape used: p15

typename: pot1-16mm-hor

typedate: Jul 2 1992

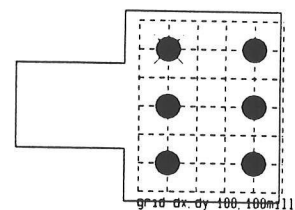
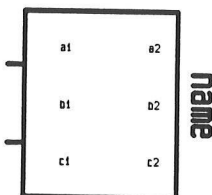
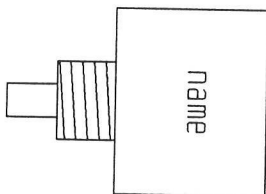
height: 21.5mm

scale: 1.5
rot: n

compdraw

silkscreen/pin numbering

outline/pads the cross is the ref point



padshape used: p15

typename: pot16mm-tandem

typedate: Jul 2 1992

height: 21.5mm

scale: 1.5
rot: n

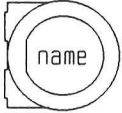

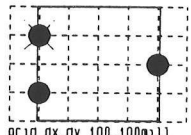


Dansk Data Elektronik A/S
Herlev Hovedgade 199
DK 2730 Herlev, Denmark
Tel. (+45) 42 84 50 11

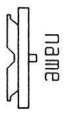
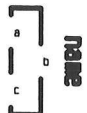
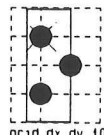
Subdirectory: pot

Date of print: Jul 20 1992

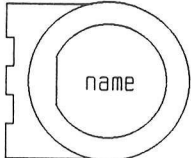
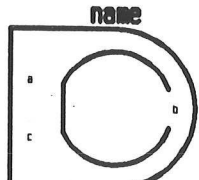
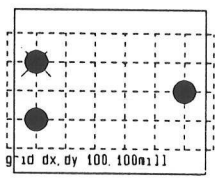
Page: 1

compdraw	silkscreen/pin numbering	outline/pads	the cross is the ref point
			
		padshape used: p13	

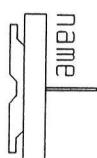

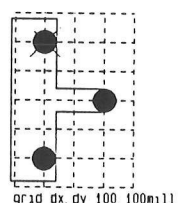
typename: trim-10mm-hor typedate: Jul 2 1992 height: 4.4mm scale: 1.5
rot: n

compdraw	silkscreen/pin numbering	outline/pads	the cross is the ref point
			
		padshape used: p13	

typename: trim-10mm-ver typedate: Jul 2 1992 height: 11.2mm scale: 1.5
rot: n

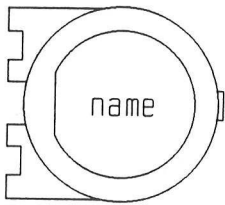
compdraw	silkscreen/pin numbering	outline/pads	the cross is the ref point
			
		padshape used: p14	

typename: trim-14mm-hor typedate: Jul 2 1992 height: 5.7mm scale: 1.5
rot: n

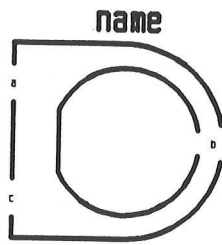
compdraw	silkscreen/pin numbering	outline/pads	the cross is the ref point
			
		padshape used: p14	

typename: trim-14mm-ver typedate: Jul 2 1992 height: 17.2mm scale: 1.5
rot: n

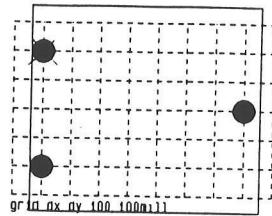
compdraw



silkscreen/pin numbering



outline/pads the cross is the ref point



padshape used:
p14

typename: trim1-18mm-hor

typedate: Jul 2 1992

height: 8.1mm

scale: 1.5
rot: n

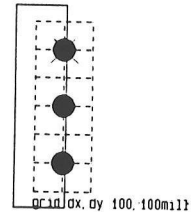
compdraw



silkscreen/pin numbering



outline/pads the cross is the ref point



padshape used:
p14

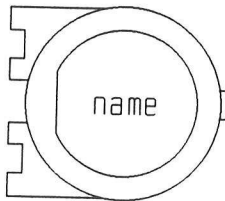
typename: trim1-18mm-ver

typedate: Jul 2 1992


height: 20.2mm

scale: 1.5
rot: n

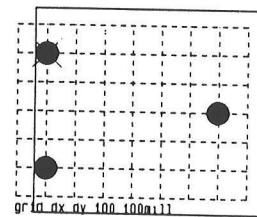
compdraw



silkscreen/pin numbering



outline/pads the cross is the ref point



padshape used:
p14

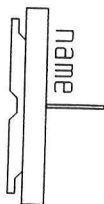
typename: trim2-18mm-hor

typedate: Jul 2 1992

height: 8.1mm

scale: 1.5
rot: n

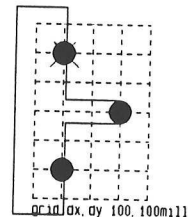
compdraw



silkscreen/pin numbering



outline/pads the cross is the ref point



padshape used:
p14

typename: trim2-18mm-ver

typedate: Jul 2 1992

height: 19.2mm

scale: 1.5
rot: n

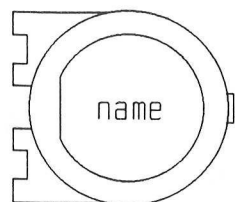
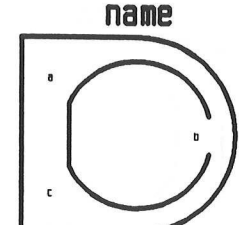
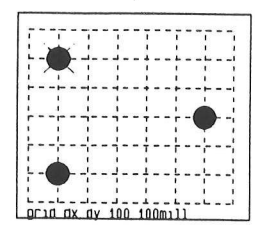


Dansk Data Elektronik A/S
Herlev Hovedgade 199
DK 2730 Herlev, Denmark
Tel. (+45) 42 84 50 11

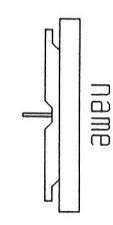

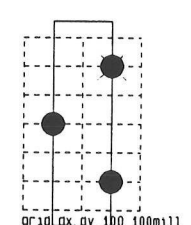
Subdirectory: pot

Date of print: Jul 20 1992

Page: 3

<p>compdraw</p> 	<p>silkscreen/pin numbering</p> 	<p>outline/pads <small>the cross is the ref point</small></p>  <p>padshape used: p14</p>
---	---	---

typename: trim3-18mm-hor typedate: Jul 2 1992 height: 8.1mm scale: 1.5
rot: n

<p>compdraw</p> 	<p>silkscreen/pin numbering</p> 	<p>outline/pads <small>the cross is the ref point</small></p>  <p>padshape used: p14</p>
---	---	---

typename: trim3-18mm-ver typedate: Jul 2 1992 height: 22.8mm scale: 1.5
rot: n

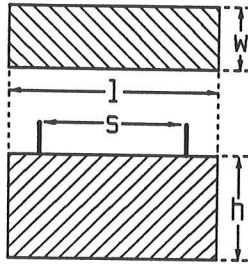
<p>compdraw</p>	<p>silkscreen/pin numbering</p>	<p>outline/pads <small>the cross is the ref point</small></p> <p>padshape used</p>
-----------------	---------------------------------	--

typename: typedate: height: scale:
rot:

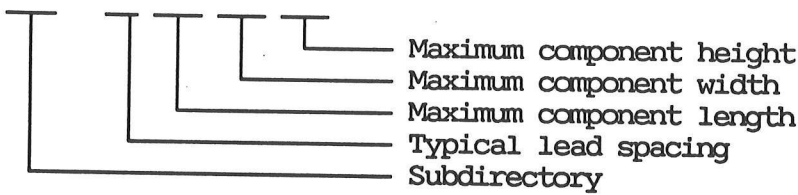
<p>compdraw</p>	<p>silkscreen/pin numbering</p>	<p>outline/pads <small>the cross is the ref point</small></p> <p>padshape used</p>
-----------------	---------------------------------	--

typename: typedate: height: scale:
rot:

Including ceramic, metal film, etc.



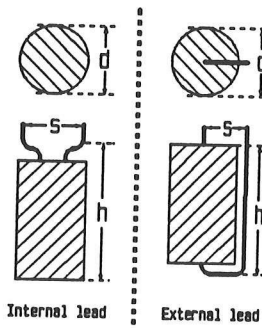
cap / 50 172 w25 h65



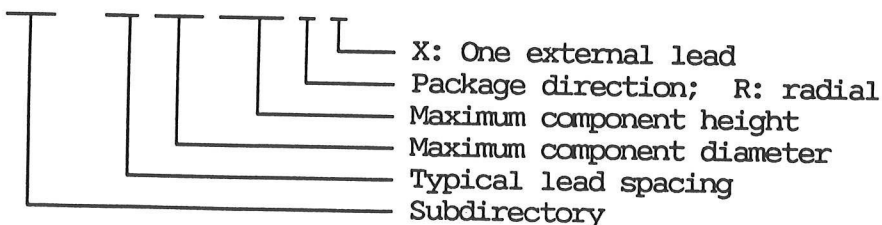
Applied manufacturers : Siemens, RIFA, Philips

Due to the limitation on filenames implied by UNIX, the height information will be omitted when the name is too long. If, as result of this, two or more components are given the same file name, these will be distinguished from one another by a letter (A-Z) at the end of the filename.

E.g. cap/2751315w115A and cap/2751315w115B



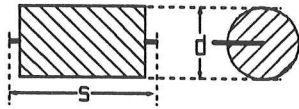
cap / 50 d60 h100 R X



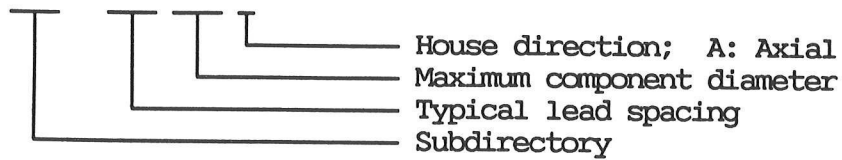
Library

Capacitors

Applied manufacturers :




cap / 150 d50 A



Applied manufacturers :

cap / CC1206



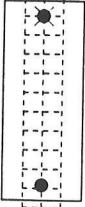


Library



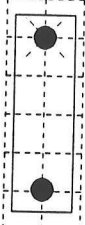
Capacitors

Directory list:



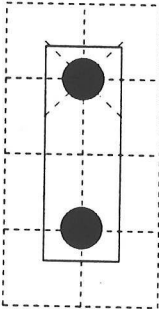
1001115w31h66	1501165w83h109	2251265w85h165	50172w45h95
1001115w32h66	1501165w85h123	2251270w110	50172w50h100
1001115w33h66	1501165w96h115	2251290w100	50172w60h105
1001115w34h72	1501175w50h110	2251290w85h185	50172w72h130
1001115w36h74	1501175w60h115	2751310w110	751100w30h80
1001115w39h72	1501175w60h120	2751310w130	751100w40h85
1001115w42h81	1501175w70h130	2751310w150	751100w50h105
1001115w43h85	1501175w85h145	2751310w180	751100w60h125
1001115w50h101	1501180w50h105	2751315w115	75190w23h73
1001115w54h81	1501180w60h110	2751315w135	75190w23h82
1001115w72h82	1501180w70h125	2751315w150	75190w24h73
1001115w85h98	1501180w85h145	2751315w180	75190w24h81
1001130w40h90	1501190w75h125	2751340w100	75190w24h82
1001130w45h100	1501190w80h135	2751340w120	75190w25h73
1001130w50h110	1501215w100	2751340w150	75190w27h73
1001130w50h115	1501215w80h150	2751340w180	75190w27h81
1001130w60h120	2241260w65h155	2M172w25h65	75190w29h74
1021130w45h105	2251260w100	2M172w35h80	75190w34h81
1021130w45h80	2251260w65h150	2M172w45h90	75190w36h81
1501165w38h62	2251260w65h155	2M172w50h100	75190w40h101
1501165w40h69	2251260w70h160	2M172w60h110	75190w44h80
1501165w45h71	2251260w75h160	3M1100w25h65	75190w55h125
1501165w50h73	2251260w85h175	3M1100w30h80	75190w55h88
1501165w54h77	2251260w95h185	3M1100w40h90	75190w80h114
1501165w55h82	2251260w95h190	3M1100w50h105	761105w40h80
1501165w55h92	2251265w105	3M1100w60h115	CC1206
1501165w61h94	2251265w60h150	50172w25h65	CC1210
1501165w70h105	2251265w70h160	50172w30h65	CC1812
1501165w70h114	2251265w80h165	50172w35h80	CC1825
1501165w72h86			

<p>compdraw</p> 	<p>silkscreen/pin numbering</p> 	<p>outline/pads <small>the cross is the ref point</small></p>  <p>padshape used: p11</p>
---	---	---



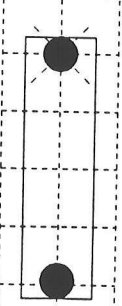
typename: 2251265w105 typedate: Jul 2 1992 height: 16.5mm scale: 1
rot: n

<p>compdraw</p> 	<p>silkscreen/pin numbering</p> 	<p>outline/pads <small>the cross is the ref point</small></p>  <p>padshape used: p09</p>
---	---	---



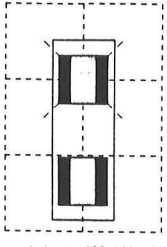
typename: 1001130w40h90 typedate: Jul 2 1992 height: 9mm scale: 2
rot: n

<p>compdraw</p> 	<p>silkscreen/pin numbering</p> 	<p>outline/pads <small>the cross is the ref point</small></p>  <p>padshape used: p08</p>
---	---	---



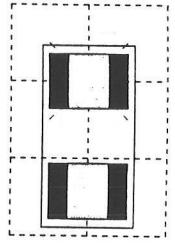
typename: 50172w25h65 typedate: Jul 2 1992 height: 6.5mm scale: 4
rot: n

<p>compdraw</p> 	<p>silkscreen/pin numbering</p> 	<p>outline/pads <small>the cross is the ref point</small></p>  <p>padshape used: p09</p>
---	---	---

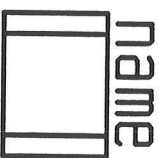

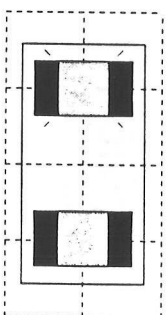
typename: 1001115w31h66 typedate: Jul 2 1992 height: 6.6mm scale: 3
rot: n

<p>compdraw</p>  <p>SMD</p>	<p>silkscreen/pin numbering</p> 	<p>outline/pads</p> <p>the cross is the ref point</p>  <p>padshape used: s16x16</p>
--	---	--




typename: CC1206 typedate: Jun 25 1992 height: not spec scale: 4
rot: n

<p>compdraw</p>  <p>SMD</p>	<p>silkscreen/pin numbering</p> 	<p>outline/pads</p> <p>the cross is the ref point</p>  <p>padshape used: s26x18</p>
--	---	--

typename: CC1210 typedate: Jun 25 1992 height: not spec scale: 4
rot: n

<p>compdraw</p>  <p>SMD</p>	<p>silkscreen/pin numbering</p> 	<p>outline/pads</p> <p>the cross is the ref point</p>  <p>padshape used: s32x18</p>
--	---	--

typename: CC1812 typedate: Jun 25 1992 height: not spec scale: 4
rot: n

<p>compdraw</p>  <p>SMD</p>	<p>silkscreen/pin numbering</p> 	<p>outline/pads</p> <p>the cross is the ref point</p>  <p>padshape used: s66x18</p>
--	---	--

typename: CC1825 typedate: Jun 25 1992 height: not spec scale: 4
rot: n



Dansk Data Elektronik A/S
Herlev Hovedgade 199
DK 2730 Herlev, Denmark
Tel. (+45) 42 84 50 11

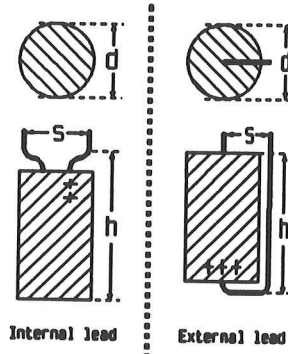
Subdirectory: cap

Date of print: Jul 20 1992
Page: 2

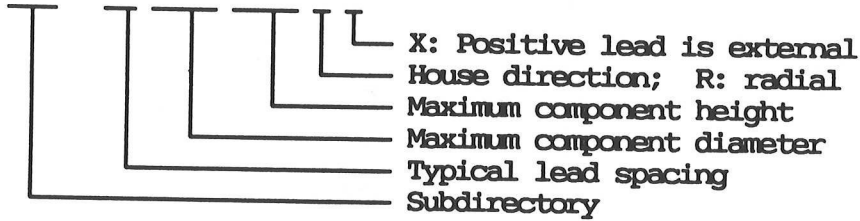
Library

Electrolytic cap

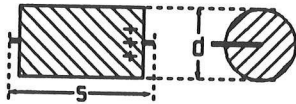
Including aluminum, tantalum, etc.



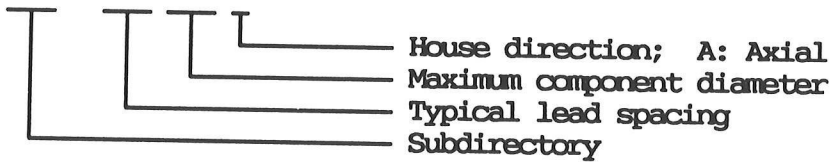
lyt / 50 d100 h170 R X



Applied manufacturers : Siemens, RIFA, Philips




lyt / 200 d50 A



Applied manufacturers : Siemens, RIFA, Philips

lyt / TC3528




Library

Electrolytic cap

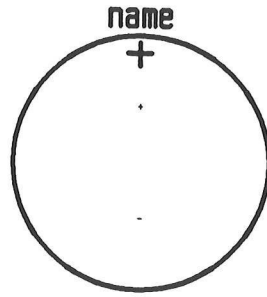
Directory list:

100d150h340R	150d155h340R	50d105h160R	50d85h215R
100d155h340R	150d185h340R	50d105h170R	50d87h120R
100d185h340R	20d50h70R	50d105h210R	75d105h215R
100d230h270R	20d55h120R	50d105h220R	75d105h280R
100d230h320R	25d35h130R	50d125h165R	75d105h340R
100d230h335R	25d50h125R	50d125h200R	75d130h340R
100d230h420R	25d55h120R	50d130h210R	75d165h260R
100d260h270R	25d65h120R	50d130h220R	75d165h270R
100d260h420R	25d68h120R	50d130h260R	75d165h320R
100d260h520R	25d68h122R	50d130h270R	75d165h325R
100d310h270R	25d68h80R	50d150h200R	75d165h335R
100d310h320R	35d63h125R	50d150h250R	75d185h290R
100d310h520R	35d85h125R	50d150h300R	75d185h335R
100d355h520R	35d85h135R	50d35h130R	75d185h375R
100d69h215R	35d85h160R	50d50h125R	75d185h400R
100d85h130R	50d100h120R	50d55h145R	75d185h420R
100d85h215R	50d100h135R	50d65h145R	75d63h125R
125d105h215R	50d100h150R	50d68h150R	TC3216
125d105h280R	50d100h170R	50d69h215R	TC3528
125d105h340R	50d100h210R	50d85h130R	TC6032
125d130h340R	50d105h125R	50d85h150R	TC7243
150d150h340R	50d105h135R		

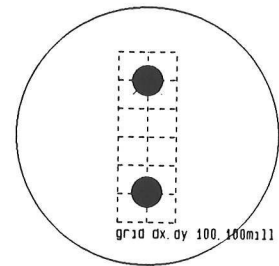
compdraw



silkscreen/pin numbering



outline/pads the cross is the ref point



padshape used: p20


typename: 100d230h270R

typedate: Jul 2 1992

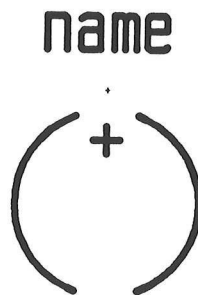
height: 27mm

scale: 1.5
rot: n

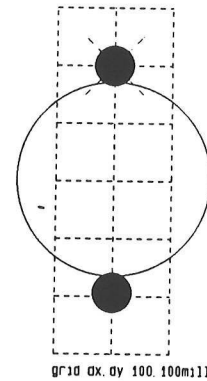
compdraw



silkscreen/pin numbering



outline/pads the cross is the ref point



padshape used: p11

typename: 100d85h215R

typedate: Jul 2 1992

height: 21.5mm

scale: 3
rot: n

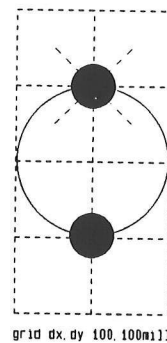
compdraw



silkscreen/pin numbering



outline/pads the cross is the ref point



padshape used: p09

typename: 50d50h125R

typedate: Jul 2 1992

height: 12.5mm

scale: 4
rot: n



Dansk Data Elektronik A/S
Herlev Hovedgade 199
DK 2730 Herlev, Denmark
Tel. (+45) 42 84 50 11

Subdirectory: lyt

Date of print: Jul 20 1992

Page: 1

compdraw	silkscreen/pin numbering	outline/pads	the cross is the ref point
SMD		padshape used: s14x20	

typename: TC3216 typedate: Jun 25 1992 height: not spec scale: 4
rot: n

compdraw	silkscreen/pin numbering	outline/pads	the cross is the ref point
SMD		padshape used: s24x20	

typename: TC3528 typedate: Jun 25 1992 height: not spec scale: 4
rot: n

compdraw	silkscreen/pin numbering	outline/pads	the cross is the ref point
SMD		padshape used: s24x24	

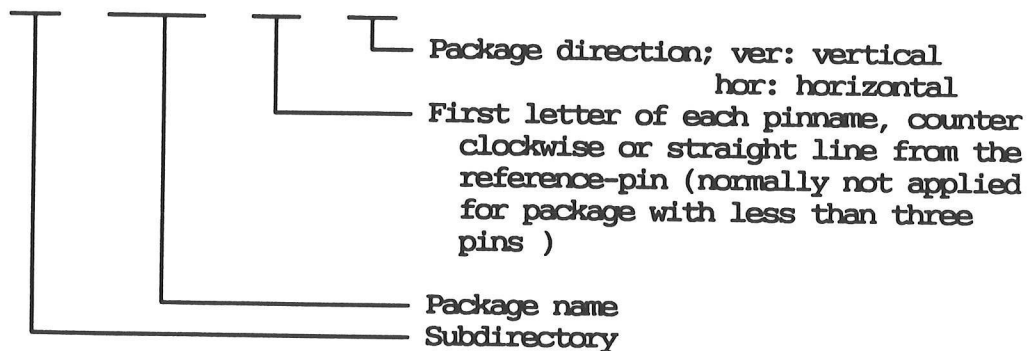
typename: TC6032 typedate: Jun 25 1992 height: not spec scale: 3.5
rot: n

compdraw	silkscreen/pin numbering	outline/pads	the cross is the ref point
SMD		padshape used: s26x24	

typename: TC7243 typedate: Jun 25 1992 height: not spec scale: 3
rot: n

Including zener diodes and diac

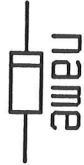

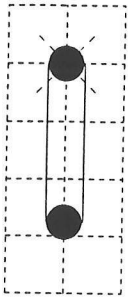
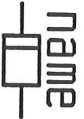

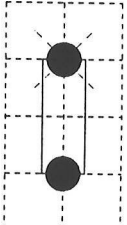


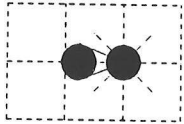
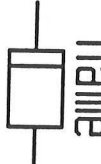

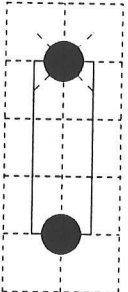
dio / TO-220 - aka - hor



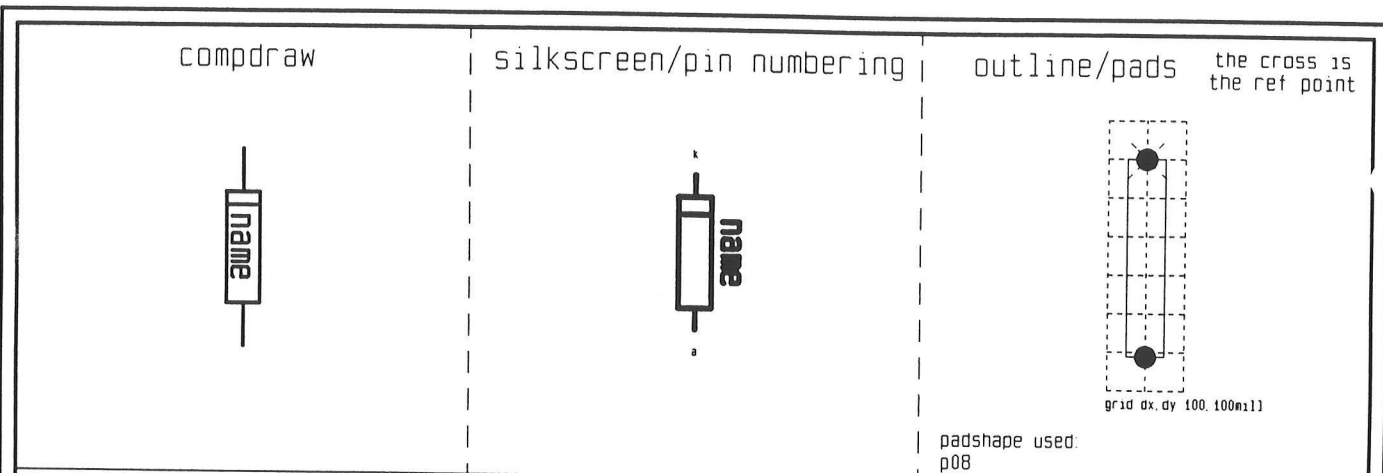
Applied manufacturers : Philips, Siemens

Directory list:

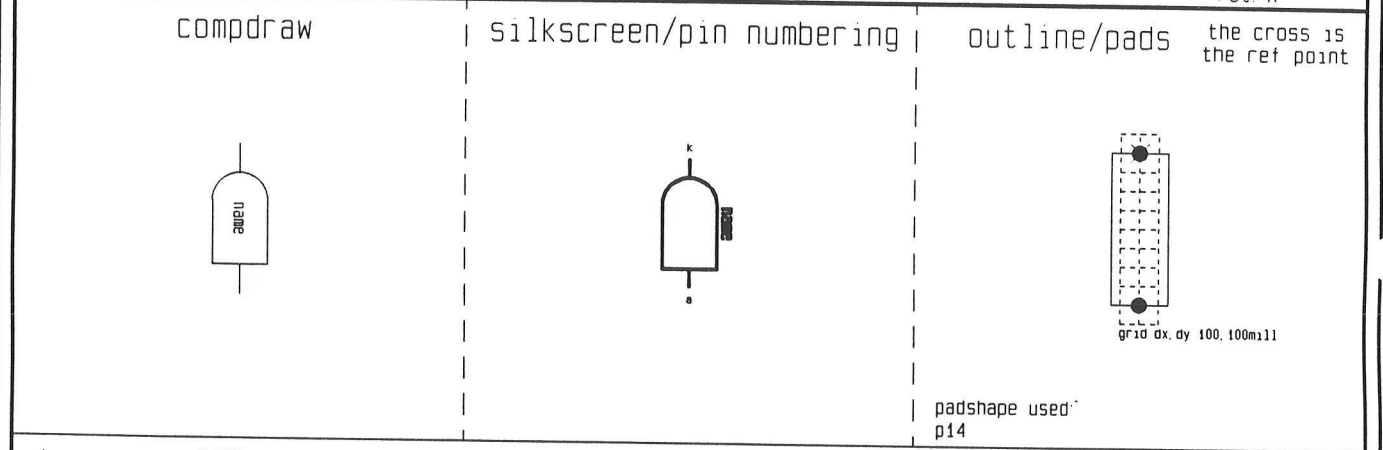
DO-34-hor	DO-7-hor	SOT-81-hor	TO-220-aka-hor
DO-35-hor	SOD-18-hor	TO-18-12	TO-220-aka-ver
DO-35-ver	SOD-57-hor	TO-18-ak	TO-92-aka
DO-41-hor	SOD-64-hor		

<p>compdraw</p> 	<p>silkscreen/pin numbering</p> 	<p>outline/pads <small>the cross is the ref point</small></p>  <p><small>grid dx, dy 100, 100m11</small></p> <p>padshape used: p09</p>
<p>typename: DO-34-hor typedate: Jul 2 1992 height: 1.6mm scale: 3 rot: n</p>		
<p>compdraw</p> 	<p>silkscreen/pin numbering</p> 	<p>outline/pads <small>the cross is the ref point</small></p>  <p><small>grid dx, dy 100, 100m11</small></p> <p>padshape used: p09</p>
<p>typename: DO-35-hor typedate: Jul 2 1992 height: 1.85mm scale: 3 rot: n</p>		
<p>compdraw</p> 	<p>silkscreen/pin numbering</p> 	<p>outline/pads <small>the cross is the ref point</small></p>  <p><small>grid dx, dy 100, 100m11</small></p> <p>padshape used: p09</p>
<p>typename: DO-35-ver typedate: Jul 2 1992 height: 5.5mm scale: 3 rot: n</p>		
<p>compdraw</p> 	<p>silkscreen/pin numbering</p> 	<p>outline/pads <small>the cross is the ref point</small></p>  <p><small>grid dx, dy 100, 100m11</small></p> <p>padshape used: p11</p>
<p>typename: DO-41-hor typedate: Jul 2 1992 height: 2.6mm scale: 3 rot: n</p>		

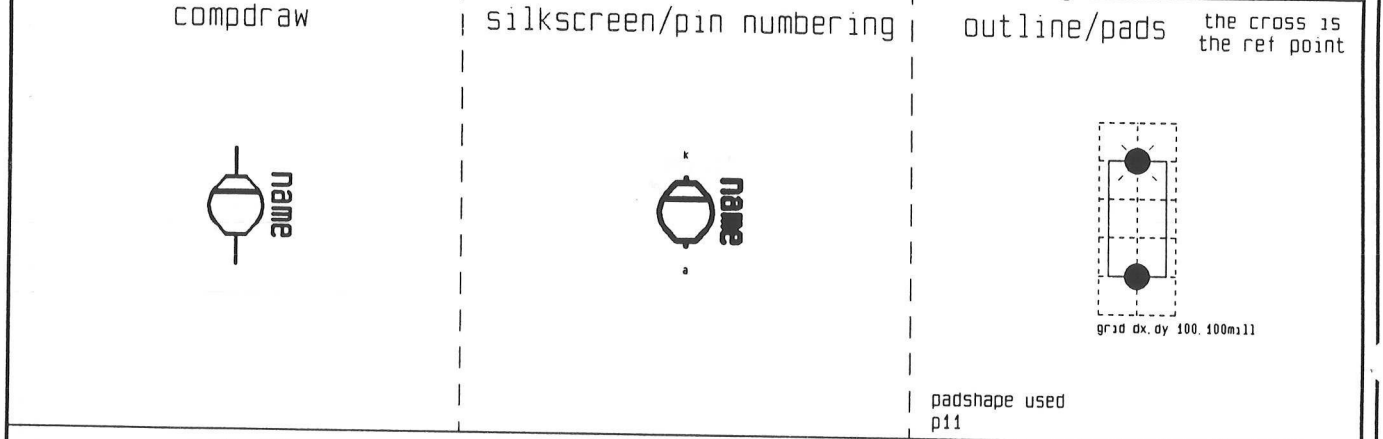




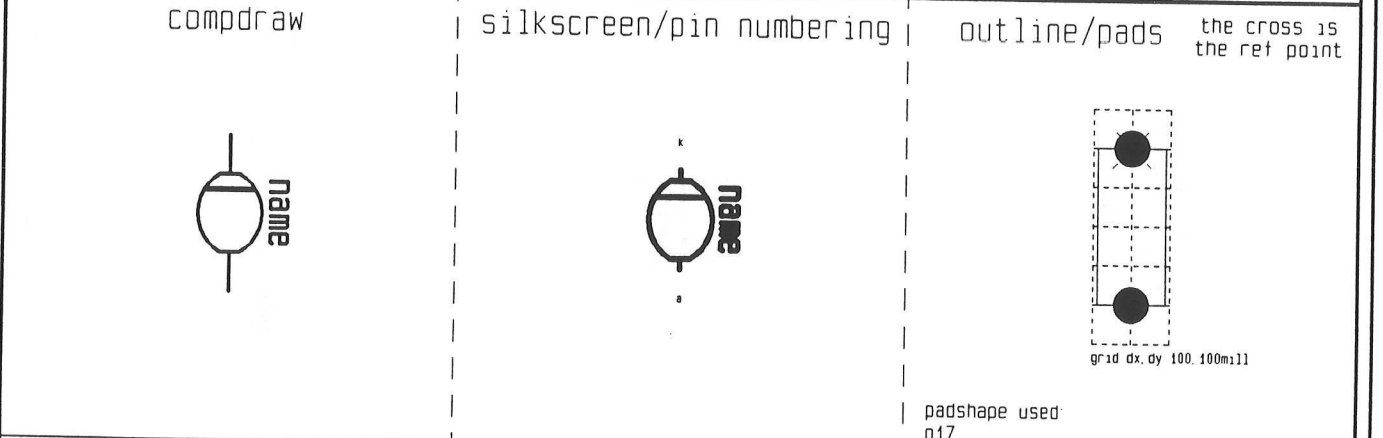
typename: DO-7-hor typedate: Jul 2 1992 height: 2.5mm scale: 2
rot: n





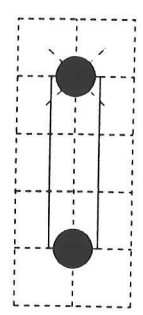
typename: SOD-18-hor typedate: Jul 2 1992 height: 6.5mm scale: 1
rot: n





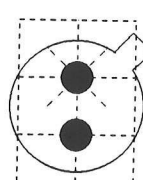
typename: SOD-57-hor typedate: Jul 2 1992 height: 3.81mm scale: 2
rot: n




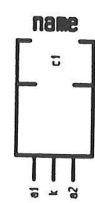

typename: SOD-64-hor typedate: Jul 2 1992 height: 4.5mm scale: 2
rot: n

<p>compdraw</p> 	<p>silkscreen/pin numbering</p> 	<p>outline/pads <small>the cross is the ref point</small></p>  <p>grid dx, dy 100, 100mil</p> <p>padshape used: p11</p>
---	---	--


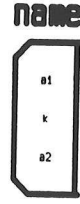
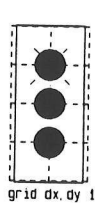
typename: SOT-81-hor typedate: Jul 2 1992 height: 2.15mm scale: 3
rot: n

<p>compdraw</p> 	<p>silkscreen/pin numbering</p> 	<p>outline/pads <small>the cross is the ref point</small></p>  <p>grid dx, dy 100, 100mil</p> <p>padshape used: p08</p>
---	---	--

typename: TO-18-ak typedate: Jul 2 1992 height: 5.3mm scale: 3
rot: n

<p>compdraw</p> 	<p>silkscreen/pin numbering</p> 	<p>outline/pads <small>the cross is the ref point</small></p>  <p>grid dx, dy 100, 100mil</p> <p>padshape used: p14, pm32</p>
---	---	--

typename: TO-220-aka-hor typedate: Jul 2 1992 height: 4.5mm scale: 1
rot: n

<p>compdraw</p> 	<p>silkscreen/pin numbering</p> 	<p>outline/pads <small>the cross is the ref point</small></p>  <p>grid dx, dy 100, 100mil</p> <p>padshape used: p14</p>
---	---	--

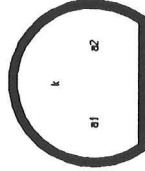
typename: TO-220-aka-ver typedate: Jul 2 1992 height: 20.9mm scale: 2
rot: n

compdraw



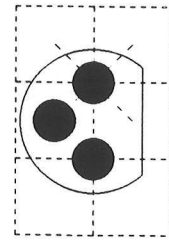
silkscreen/pin numbering

name



outline/pads

the cross is the ref point



grid dx, dy 100, 100m11

padshape used:
p08

typename: T0-92-aka

typedate: Jul 2 1992

height: 7.7mm

scale: 4
rot: n

compdraw

silkscreen/pin numbering

outline/pads

the cross is the ref point

padshape used:

typename:

typedate:

height:

scale:
rot:

compdraw

silkscreen/pin numbering

outline/pads

the cross is the ref point

padshape used

typename:

typedate:

height:

scale:
rot:

compdraw

silkscreen/pin numbering

outline/pads

the cross is the ref point

padshape used

typename:

typedate:

height:

scale:
rot:



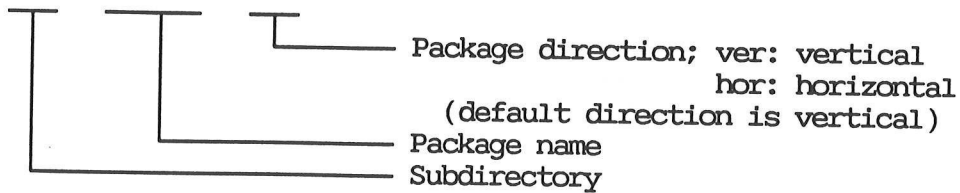
Dansk Data Elektronik A/S
Herlev Hovedgade 199
DK 2730 Herlev, Denmark
Tel. (+45) 42 84 50 11

Subdirectory: d10

Date of print: Jul 20 1992
Page: 4

Including display elements, light bars and LEDs.

dis / SOD-63 - hor



Applied manufacturers : HP, Philips, Siemens

Reference list for HP-displays

dot display

5082-7300	5082-7356 HDSP-0760, 0770, 0860, 0960
5082-7302	5082-7357 HDSP-0761, 0771, 0861, 0961
5082-7340	5082-7358 HDSP-0763, 0773, 0863, 0963

7.62mm display

5082-7730	5082-7610, 7620 HDSP-3530, 3600, 4030
5082-7731	5082-7611, 7621 HDSP-3601, 3531, 4031
5082-7736	5082-7616, 7626 HDSP-3536, 3606, 4036
5082-7740	5082-7613, 7623 HDSP-3533, 3603, 4033
HDSP-7301	HDSP-7303, 7311, 7313, 7401, 7403, 7501, 7503 7801, 7803
HDSP-7302	HDSP-7304, 7402, 7404, 7502, 7504, 7802, 7804
HDSP-7307	HDSP-7308, 7317, 7318, 7407, 7408, 7507, 7508 7807, 7808

10.9mm display

5082-7750	5082-7650, 7660 HDSP-3730, 4600, 4130
5082-7751	5082-7651, 7653, 7661, 7663, 7760 HDSP-3731, 3733, 4131, 4133, 4601, 4603
5082-7756	5082-7656, 7666 HDSP-3736, 4136, 4606

20mm display

HDSP-3400	HDSP-3405, 3900, 3905, 4200, 4205, 8600, 8605
HDSP-3401	HDSP-3403, 3901, 3903, 4201, 4203, 8601, 8603
HDSP-3406	HDSP-3906, 4206, 8606

Library

Displays

14.2mm display

HDSP-5301	HDSP-5303, 5501, 5503, 5601, 5603, 5701, 5703 5531, 5533, 5731, 5733
HDSP-5307	HDSP-5308, 5507, 5508, 5607, 5608, 5707, 5708 5537, 5538, 5737, 5738
HDSP-5321	HDSP-5323, 5521, 5523, 5621, 5623, 5721, 5723

Directory list:

HP-5082-7300	HP-5082-7750	HP-HDSP-5307	SOD-63C
HP-5082-7302	HP-5082-7751	HP-HDSP-5321	SOD-63M
HP-5082-7304	HP-5082-7756	HP-HDSP-7301	SOD-63P
HP-5082-7340	HP-HDSP-3400	HP-HDSP-7302	SOD-63T
HP-5082-7730	HP-HDSP-3401	HP-HDSP-7307	SOD-65
HP-5082-7731	HP-HDSP-3406	SOD-53	SOD-73
HP-5082-7736	HP-HDSP-5301	SOD-63	SOD-74
HP-5082-7740			

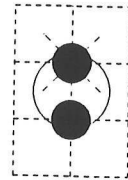
compdraw



silkscreen/pin numbering



outline/pads the cross is the ref point



grid dx, dy 100, 100m111

padshape used:
p11

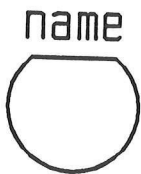
typename: SOD-53

typedate: Jul 2 1992

height: 6.8mm

scale: 3
rot: n

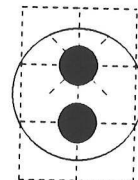
compdraw



silkscreen/pin numbering



outline/pads the cross is the ref point



grid dx, dy 100, 100m111

padshape used:
p11


typename: SOD-63

typedate: Jul 2 1992

height: 8.5mm

scale: 3
rot: n

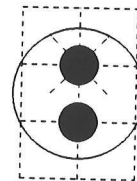
compdraw



silkscreen/pin numbering



outline/pads the cross is the ref point



grid dx, dy 100, 100m111

padshape used:
p11

typename: SOD-63C

typedate: Jul 2 1992

height: 8.5mm

scale: 3
rot: n

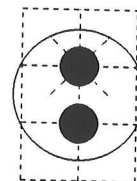
compdraw



silkscreen/pin numbering



outline/pads the cross is the ref point



grid dx, dy 100, 100m111

padshape used:
p11

typename: SOD-63M

typedate: Jul 2 1992

height: 8.5mm

scale: 3
rot: n


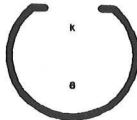
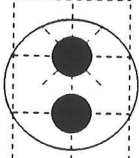


Dansk Data Elektronik A/S
Herlev Hovedgade 199
DK 2730 Herlev, Denmark
Tel. (+45) 42 84 50 11

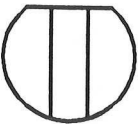

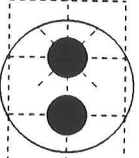
Subdirectory: dis

Date of print: Jul 20 1992



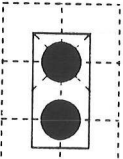
Page: 1

compdraw	silkscreen/pin numbering	outline/pads	the cross is the ref point
name 	name 	 grid dx, dy 100, 100m11	
		padshape used: p11	



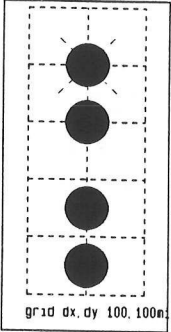
typename: SOD-63P typedate: Jul 2 1992 height: 8.5mm scale: 3
rot: n

compdraw	silkscreen/pin numbering	outline/pads	the cross is the ref point
name 	name 	 grid dx, dy 100, 100m11	
		padshape used: p11	

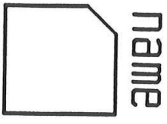
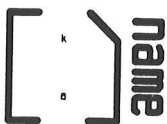
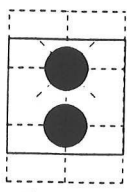
typename: SOD-63T typedate: Jul 2 1992 height: 8.5mm scale: 3
rot: n

compdraw	silkscreen/pin numbering	outline/pads	the cross is the ref point
name 	name 	 grid dx, dy 100, 100m11	
		padshape used: p11	




typename: SOD-65 typedate: Jul 2 1992 height: 9.5mm scale: 3
rot: n

compdraw	silkscreen/pin numbering	outline/pads	the cross is the ref point
name 	name 	 grid dx, dy 100, 100m11	
		padshape used: p13	




typename: SOD-73 typedate: Jul 2 1992 height: 12.2mm scale: 3
rot: n

<p>compdraw</p>  <p>name</p>	<p>silkscreen/pin numbering</p>  <p>name</p>	<p>outline/pads <small>the cross is the ref point</small></p>  <p>Grid dx, dy 100, 100mil</p> <p>padshape used: p13</p>
---	---	--



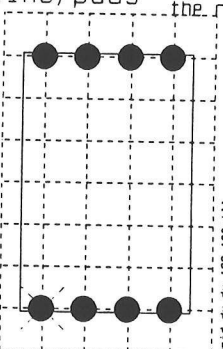
typename: SOD-74 typedate: Jul 2 1992 height: 10.2mm scale: 3
rot: n

<p>compdraw</p>  <p>name</p>	<p>silkscreen/pin numbering</p>  <p>name</p>	<p>outline/pads <small>the cross is the ref point</small></p>  <p>Grid dx, dy 100, 100mil</p> <p>padshape used: p09</p>
---	---	--



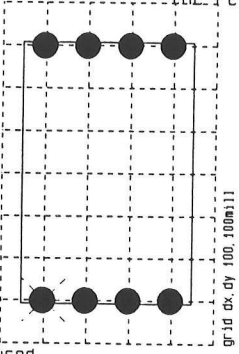
typename: HP-5082-7300 typedate: Jul 15 1992 height: 4.3mm scale: 2.21
rot: y

<p>compdraw</p>  <p>name</p>	<p>silkscreen/pin numbering</p>  <p>name</p>	<p>outline/pads <small>the cross is the ref point</small></p>  <p>Grid dx, dy 100, 100mil</p> <p>padshape used: p09</p>
---	---	--

typename: HP-5082-7302 typedate: Jul 15 1992 height: 4.3mm scale: 2.21
rot: y

<p>compdraw</p>  <p>name</p>	<p>silkscreen/pin numbering</p>  <p>name</p>	<p>outline/pads <small>the cross is the ref point</small></p>  <p>Grid dx, dy 100, 100mil</p> <p>padshape used: p09</p>
---	---	--

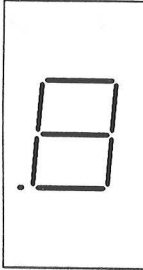
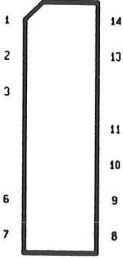
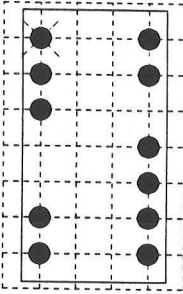
typename: HP-5082-7304 typedate: Jul 15 1992 height: 4.3mm scale: 2.21
rot: y

<p>compdraw name</p> 	<p>silkscreen/pin numbering name</p> 	<p>outline/pads the cross is the ref point</p>  <p>padshape used: p09</p>
--	--	--

typename: HP-5082-7340

typedate: Jul 15 1992 height: 4.3mm

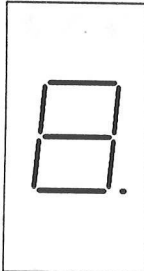
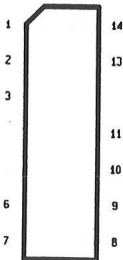
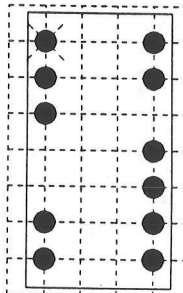
scale: 2.21
rot: y

<p>compdraw name</p> 	<p>silkscreen/pin numbering name</p> 	<p>outline/pads the cross is the ref point</p>  <p>padshape used: p09</p>
--	--	--

typename: HP-5082-7730

typedate: Jul 15 1992 height: 6.1m


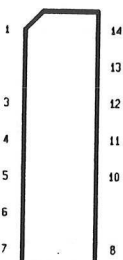
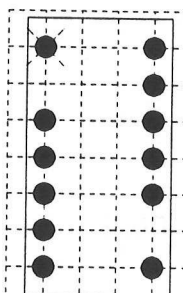
scale: 1.88
rot: n

<p>compdraw name</p> 	<p>silkscreen/pin numbering name</p> 	<p>outline/pads the cross is the ref point</p>  <p>padshape used: p09</p>
--	--	--

typename: HP-5082-7731

typedate: Jul 15 1992 height: 6.1m

scale: 1.88
rot: n

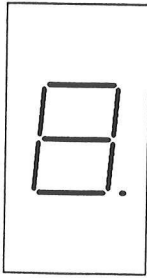
<p>compdraw name</p> 	<p>silkscreen/pin numbering name</p> 	<p>outline/pads the cross is the ref point</p>  <p>padshape used: p09</p>
--	--	--

typename: HP-5082-7736

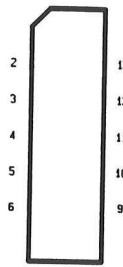
typedate: Jul 15 1992 height: 6.1m

scale: 1.88
rot: n

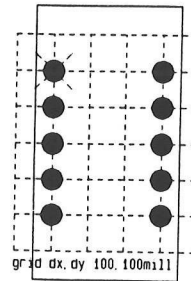
compdraw
name



silkscreen/pin numbering
name



outline/pads the cross is
the ref point



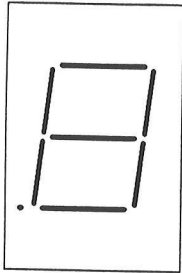
padshape used:
p09

typename: HP-5082-7740


typedate: Jul 15 1992 height: 6. 1m

scale: 1.88
rot: n

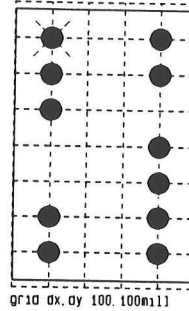
compdraw
name



silkscreen/pin numbering
name



outline/pads the cross is
the ref point




padshape used:
p09

typename: HP-5082-7750


typedate: Jul 15 1992 height: 6. 35mm

scale: 1.88
rot: n

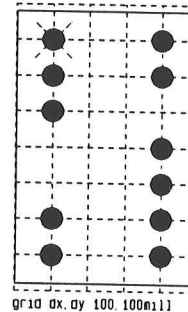
compdraw
name



silkscreen/pin numbering
name



outline/pads the cross is
the ref point



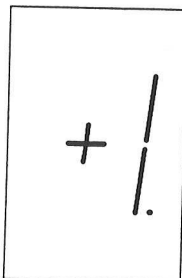
padshape used:
p09

typename: HP-5082-7751

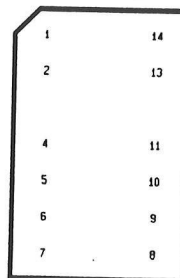
typedate: Jul 15 1992 height: 6. 35mm

scale: 1.88
rot: n

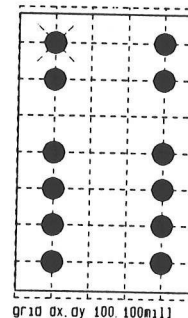
compdraw
name



silkscreen/pin numbering
name



outline/pads the cross is
the ref point



padshape used:
p09

typename: HP-5082-7756

typedate: Jul 15 1992 height: 6. 35mm

scale: 1.88
rot: n



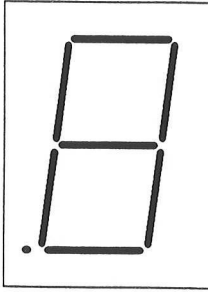
Dansk Data Elektronik A/S
Herlev Hovedgade 199
DK 2730 Herlev, Denmark
Tel. (+45) 42 84 50 11

Subdirectory: dis


Date of print: Jul 20 1992

Page: 5


compdraw
name



silkscreen/pin numbering
name



outline/pads the cross is
the ref point




padshape used:
p09

typename: HP-HDSP-3400


typedate: Jul 15 1992 height: 8.38mm

scale: 1.38
rot: n

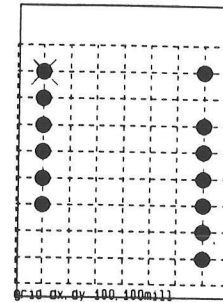
compdraw
name



silkscreen/pin numbering
name



outline/pads the cross is
the ref point



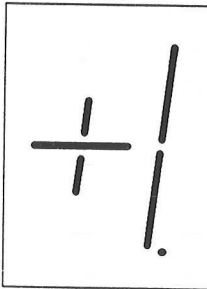
padshape used:
p09

typename: HP-HDSP-3401


typedate: Jul 15 1992 height: 8.38mm

scale: 1.38
rot: n

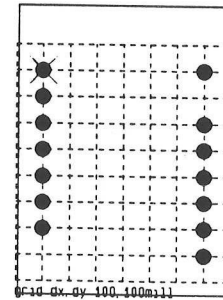
compdraw
name



silkscreen/pin numbering
name



outline/pads the cross is
the ref point



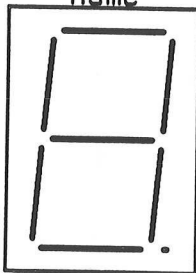
padshape used:
p09

typename: HP-HDSP-3406


typedate: Jul 15 1992 height: 8.38mm

scale: 1.38
rot: n


compdraw
name



silkscreen/pin numbering
name



outline/pads the cross is
the ref point



padshape used:
p09

typename: HP-HDSP-5301

typedate: Jul 15 1992 height: 8.0mm

scale: 2.04
rot: y

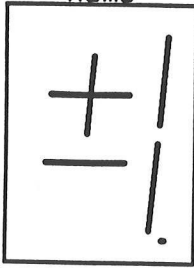


Dansk Data Elektronik A/S
Herlev Hovedgade 199
DK 2730 Herlev, Denmark
Tel. (+45) 42 84 50 11


Subdirectory: dis

Date of print: Jul 20 1992
Page: 6

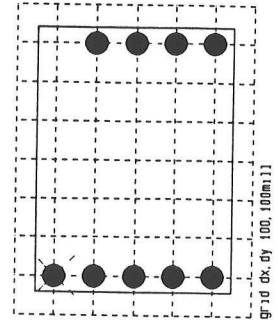
compdraw
name



silkscreen/pin numbering
name



outline/pads the cross is the ref point



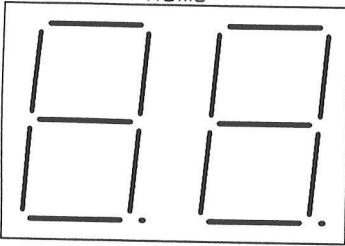
padshape used:
p09

typename: HP-HDSP-5307

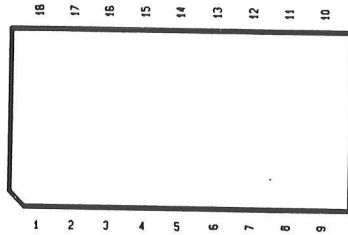
typedate: Jul 15 1992 height: 8.0mm

scale: 2.04
rot: y

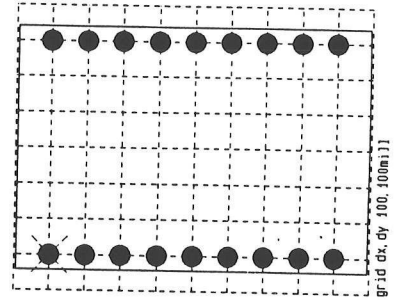
compdraw
name



silkscreen/pin numbering
name



outline/pads the cross is the ref point



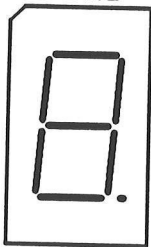
padshape used:
p09

typename: HP-HDSP-5321

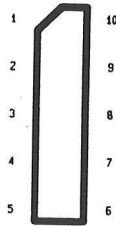
typedate: Jul 15 1992 height: 8.0mm

scale: 1.85
rot: y

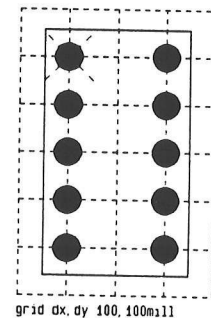
compdraw
name



silkscreen/pin numbering
name



outline/pads the cross is the ref point



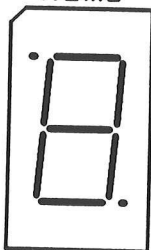
padshape used:
p09

typename: HP-HDSP-7301

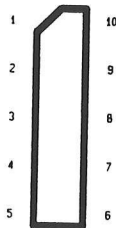
typedate: Jul 15 1992 height: 6.09mm

scale: 2.52
rot: n

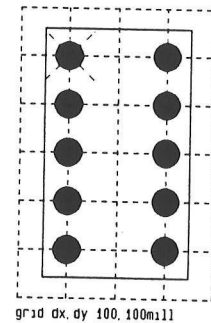
compdraw
name



silkscreen/pin numbering
name



outline/pads the cross is the ref point



padshape used:
p09

typename: HP-HDSP-7302

typedate: Jul 15 1992 height: 6.09mm

scale: 2.52
rot: n



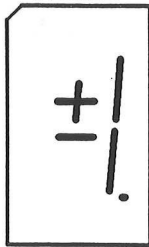
Dansk Data Elektronik A/S
Herlev Hovedgade 199
DK 2730 Herlev, Denmark
Tel. (+45) 42 84 50 11

Subdirectory: dis

Date of print: Jul 20 1992
Page: 7

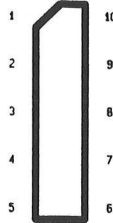
compdraw

name



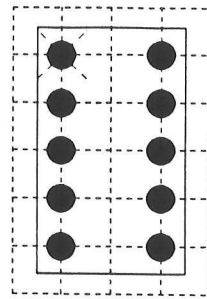
silkscreen/pin numbering

name



outline/pads

the cross is the ref point



grid dx, dy 100, 100mil

padshape used:
p09

typename: HP-HDSP-7307

typedate: Jul 15 1992

height: 6.09mm

scale: 2.52
rot: n

compdraw

silkscreen/pin numbering

outline/pads

the cross is the ref point

padshape used:

typename:

typedate:

height:

scale:
rot:

compdraw

silkscreen/pin numbering

outline/pads

the cross is the ref point

padshape used:

typename:

typedate:

height:

scale:
rot:

compdraw

silkscreen/pin numbering

outline/pads

the cross is the ref point

padshape used:

typename:

typedate:

height:

scale:
rot:



Dansk Data Elektronik A/S
Herlev Hovedgade 199
DK 2730 Herlev, Denmark
Tel. (+45) 42 84 50 11

Subdirectory: dis

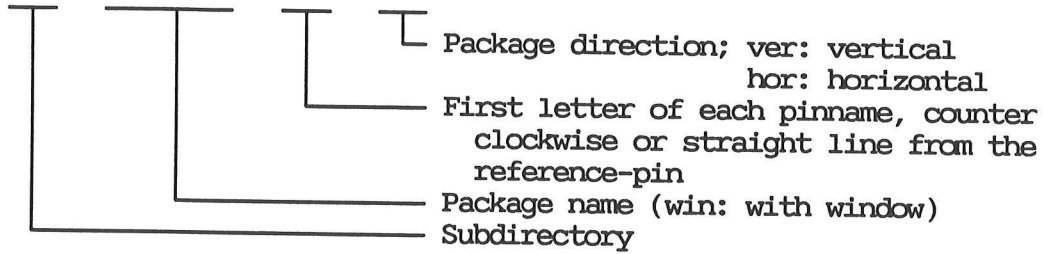
Date of print: Jul 20 1992
Page: 8

Library

Opto components

Including photovoltaic cells, photodiodes and optocouplers.




opt / TO-92win - ebc - ver




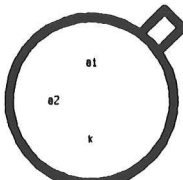
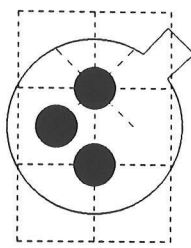
Applied manufacturers : Philips, Siemens

Directory list:


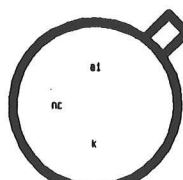
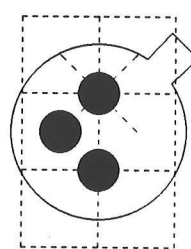
SOT-91B	TO-18win-aak	TO-18win-ank
---------	--------------	--------------

<p>compdraw</p> 	<p>silkscreen/pin numbering</p> 	<p>outline/pads <small>the cross is the ref point</small></p>  <p><small>grid dx, dy 100, 100mil</small></p> <p>padshape used: p09</p>
---	---	---

typename: SOT-91B typedate: Jul 10 1992 height: 3.7mm scale: 2
rot: n

<p>compdraw</p> 	<p>silkscreen/pin numbering</p> 	<p>outline/pads <small>the cross is the ref point</small></p>  <p><small>grid dx, dy 100, 100mil</small></p> <p>padshape used: p08</p>
---	---	---

typename: TO-18win-aak typedate: Jul 10 1992 height: 5.5mm scale: 4
rot: n

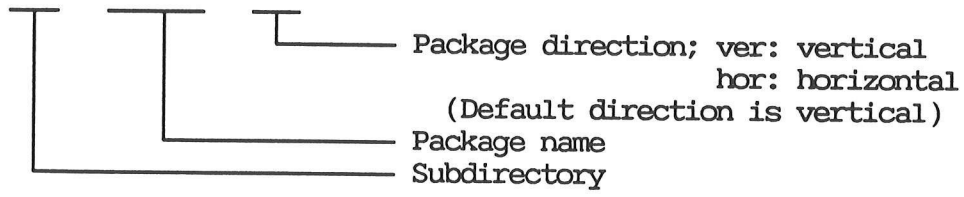
<p>compdraw</p> 	<p>silkscreen/pin numbering</p> 	<p>outline/pads <small>the cross is the ref point</small></p>  <p><small>grid dx, dy 100, 100mil</small></p> <p>padshape used: p08</p>
---	---	---

typename: TO-18win-ank typedate: Jul 10 1992 height: 5.5mm scale: 4
rot: n

<p>compdraw</p>	<p>silkscreen/pin numbering</p>	<p>outline/pads <small>the cross is the ref point</small></p> <p>padshape used:</p>
-----------------	---------------------------------	---

typename: typedate: height: scale:
rot:



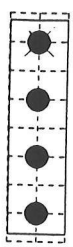
bri / SOD-28 - ver




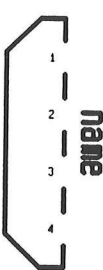
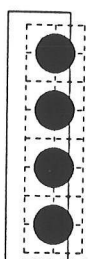
Applied manufacturers : Philips

Directory list:

SOD-28	SOT-112
--------	---------

<p>compdraw</p> 	<p>silkscreen/pin numbering</p> 	<p>outline/pads <small>the cross is the ref point</small></p>  <p>padshape used: p14</p>
---	---	---

typename: SOD-28 typedate: Jul 2 1992 height: 5.5mm scale: 1.5
rot: n

<p>compdraw</p> 	<p>silkscreen/pin numbering</p> 	<p>outline/pads <small>the cross is the ref point</small></p>  <p>padshape used: p18.1</p>
---	---	---

typename: SOT-112 typedate: Jul 2 1992 height: 29.1mm scale: 1.5
rot: n

<p>compdraw</p>	<p>silkscreen/pin numbering</p>	<p>outline/pads <small>the cross is the ref point</small></p> <p>padshape used:</p>
-----------------	---------------------------------	---

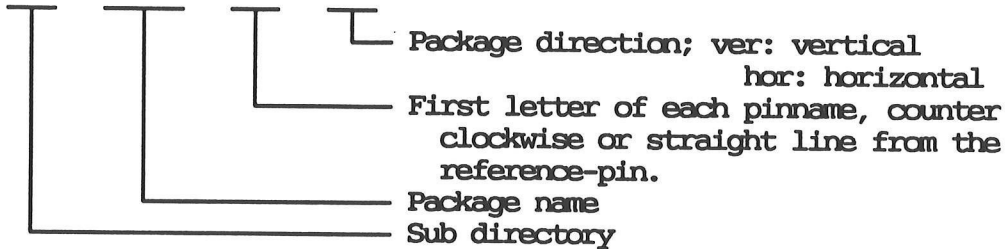
typename: typedate: height: scale:
rot:

<p>compdraw</p>	<p>silkscreen/pin numbering</p>	<p>outline/pads <small>the cross is the ref point</small></p> <p>padshape used:</p>
-----------------	---------------------------------	---

typename: typedate: height: scale:
rot:

Including FETs, triacs, thyristors, voltage regulators, etc.

tra / TO-92 - ebc - ver




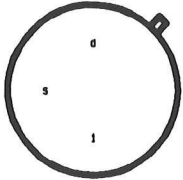
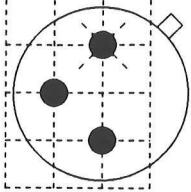


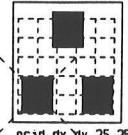


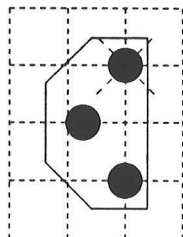


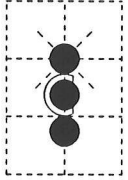
Applied manufacturers : Philips

Reference list for other transistor packages

package	reference
SOT-32	TO-126
SOT-3	TO-3
SOT-78	TO-220


Directory list:

SOD-49-ds1	SOT-93-bce-ver	TO-220-ttg-hor	TO-71-sdgsdg
SOT-128A-hor	TO-126-ecb-hor	TO-220-ttg-ver	TO-72-1234
SOT-128A-ver	TO-126-ecb-ver	TO-220-ver-5p	TO-72-bec1
SOT-143-1234	TO-18-123	TO-3-123	TO-72-dggs
SOT-143-cebe	TO-18-cbe	TO-3-ebc	TO-72-dgs1
SOT-23-123	TO-18-ebc	TO-34	TO-72-ebc1
SOT-23-bec	TO-18-sdg	TO-39-123	TO-72-kgga
SOT-25-bec	TO-202-123-hor	TO-39-cbe	TO-72-sdg1
SOT-25-ebc	TO-202-123-ver	TO-39-ebc	TO-92-aka
SOT-42-bce	TO-220-123-hor	TO-39-kga	TO-92-bce
SOT-82-ecb-hor	TO-220-123-ver	TO-46-123	TO-92-bec
SOT-82-ecb-ver	TO-220-bce-hor	TO-5-123	TO-92-dgs-stra
SOT-89-123	TO-220-bce-ver	TO-5-ebc	TO-92-dsg
SOT-89-bce	TO-220-igo-hor	TO-60-ebc	TO-92-ebc
SOT-89-dgs	TO-220-igo-ver	TO-71-eebbc	TO-92-gak
SOT-93-bce-hor			

<p>compdraw</p> 	<p>silkscreen/pin numbering</p> <p>name</p> 	<p>outline/pads</p> <p>the cross is the ref point</p>  <p>grid dx, dy 100, 100mil1</p> <p>padshape used: p08</p>
<p>typename: SOD-49-ds1 typedate: Jul 2 1992 height: 4.7mm scale: 2.5 rot: n</p>		
<p>compdraw</p>  <p>SMD</p>	<p>silkscreen/pin numbering</p> <p>name</p> 	<p>outline/pads</p> <p>the cross is the ref point</p>  <p>grid dx, dy 25, 25mil1</p> <p>padshape used: s10x12</p>
<p>typename: SOT-23-bec typedate: Jun 25 1992 height: not spec scale: 4 rot: n</p>		
<p>compdraw</p> 	<p>silkscreen/pin numbering</p> 	<p>outline/pads</p> <p>the cross is the ref point</p>  <p>grid dx, dy 100, 100mil1</p> <p>padshape used: p09</p>
<p>typename: SOT-25-bec typedate: Jul 2 1992 height: 6.2mm scale: 3 rot: n</p>		
<p>compdraw</p> 	<p>silkscreen/pin numbering</p> 	<p>outline/pads</p> <p>the cross is the ref point</p>  <p>grid dx, dy 100, 100mil1</p> <p>padshape used: p07</p>
<p>typename: SOT-42-bce typedate: Jul 9 1992 height: 2.5mm scale: 3 rot: n</p>		



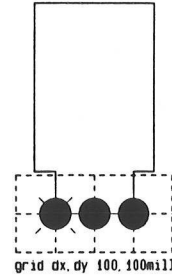
compdraw



silkscreen/pin numbering



outline/pads the cross is the ref point



padshape used:
p14

typename: SOT-82-ecb-hor

typedate: Jul 2 1992


height: 2.7mm

scale: 2
rot: n

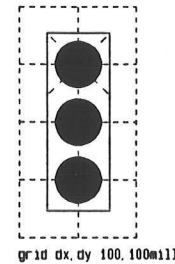
compdraw



silkscreen/pin numbering



outline/pads the cross is the ref point



padshape used:
p14

typename: SOT-82-ecb-ver

typedate: Jul 9 1992


height: 13.4mm

scale: 3
rot: n

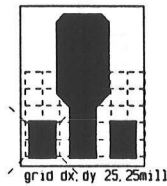
compdraw



silkscreen/pin numbering



outline/pads the cross is the ref point



padshape used:
s10x14, sSOT89

SMD

typename: SOT-89-bce

typedate: Jun 25 1992

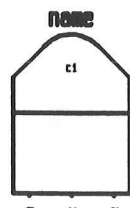
height: not spec

scale: 3.5
rot: n

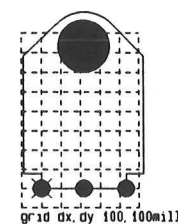
compdraw



silkscreen/pin numbering



outline/pads the cross is the ref point



padshape used:
p15, pm32

typename: SOT-93-bce-hor

typedate: Jul 2 1992

height: 4.6mm

scale: 1
rot: n

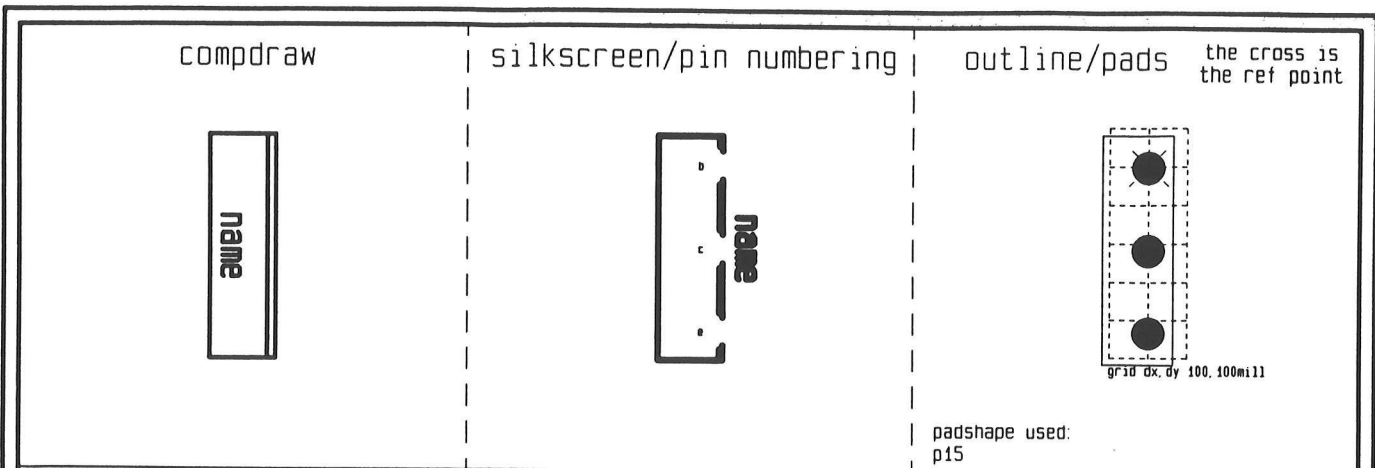


Dansk Data Elektronik A/S
Herlev Hovedgade 199
DK 2730 Herlev, Denmark
Tel. (+45) 42 84 50 11

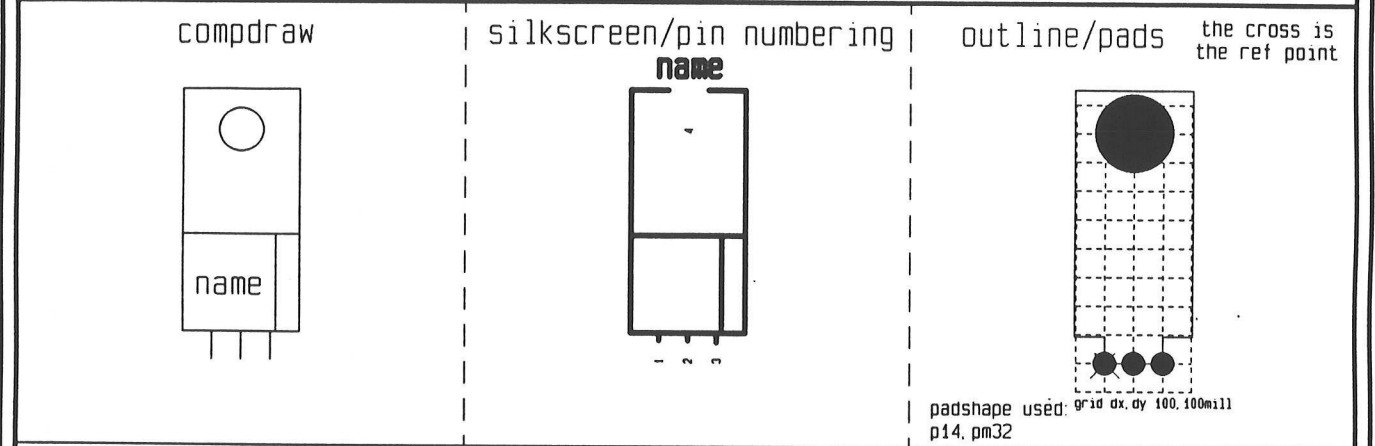
Subdirectory: tra

Date of print: Jul 29 1992

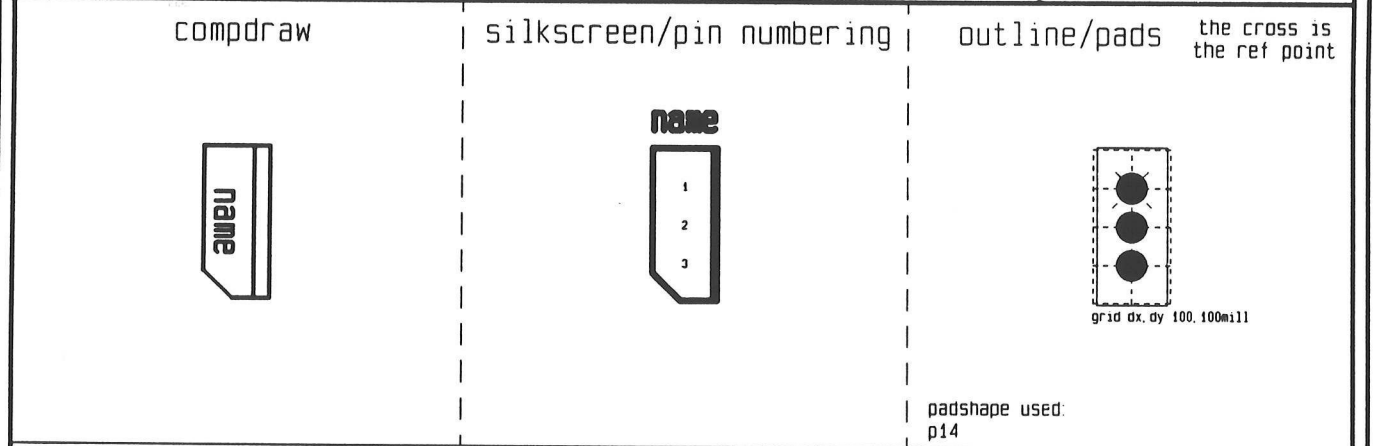
Page: 2



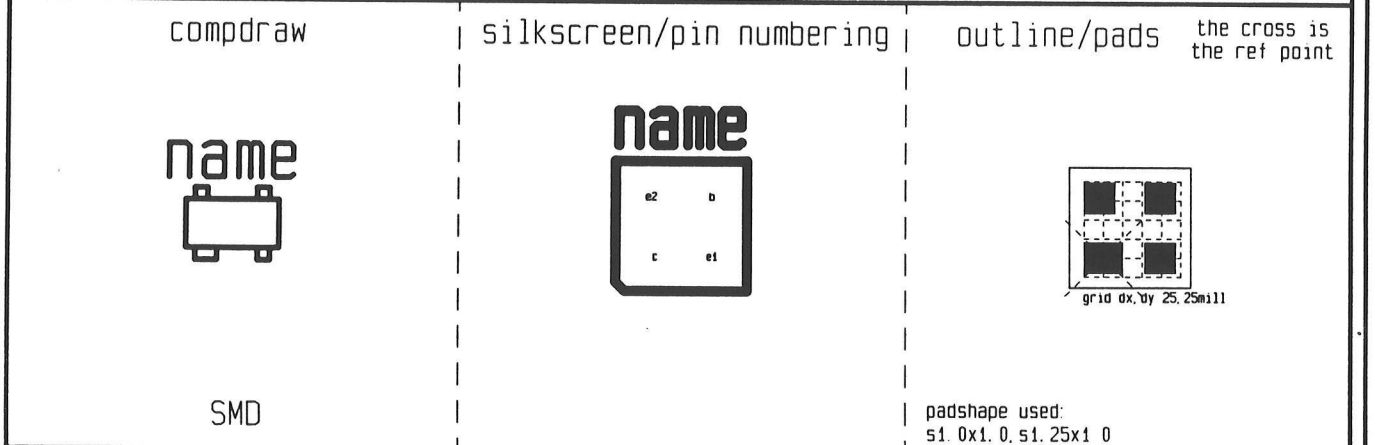
typename: SOT-93-bce-ver typedate: Jul 2 1992 height: 23mm scale: 2
rot: n



typename: SOT-128A-hor typedate: Jul 3 1992 height: 4.6mm scale: 1.5
rot: n

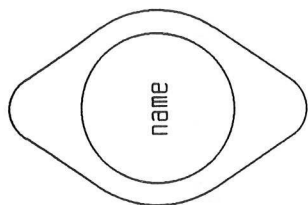


typename: SOT-128A-ver typedate: Jul 9 1992 height: 24.2mm scale: 2
rot: n

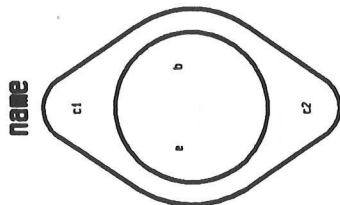


typename: SOT-143-cebe typedate: Jun 25 1992 height: not spec scale: 4
rot: n

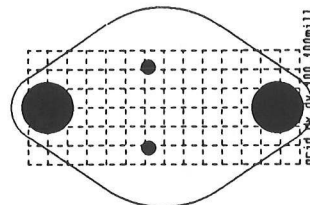
compdraw



silkscreen/pin numbering



outline/pads the cross is the ref point



padshape used:
p13, pm32


typename: T0-3-ebc

typedate: Jul 2 1992


height: 9mm

scale: 1
rot: y

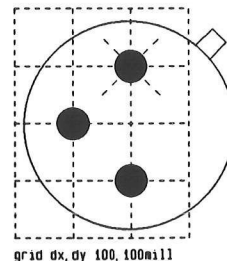
compdraw



silkscreen/pin numbering



outline/pads the cross is the ref point



grid dx, dy 100, 100mil

padshape used:
p08

typename: T0-5-ebc

typedate: Jul 2 1992

height: 6.6mm

scale: 3
rot: n

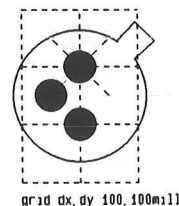
compdraw



silkscreen/pin numbering



outline/pads the cross is the ref point



grid dx, dy 100, 100mil

padshape used:
p08

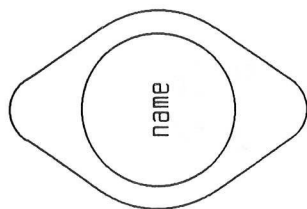
typename: T0-18-ebc

typedate: Jul 2 1992

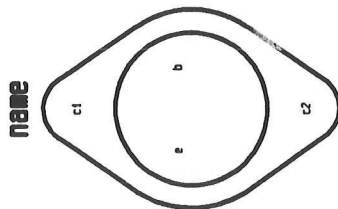
height: 5.3mm

scale: 3
rot: n

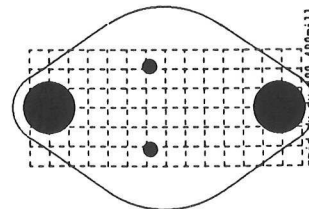
compdraw



silkscreen/pin numbering



outline/pads the cross is the ref point



padshape used:
p13, pm32

typename: T0-34

typedate: Jul 2 1992

height: 9mm


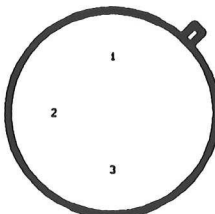
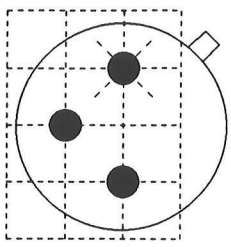
scale: 1
rot: y



Dansk Data Elektronik A/S
Herlev Hovedgade 199
DK 2730 Herlev, Denmark
Tel. (+45) 42 84 50 11

Subdirectory: tra

Date of print: Jul 29 1992
Page: 4


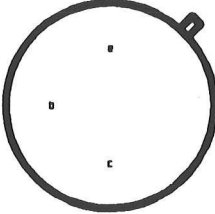
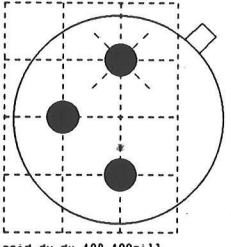
<p>compdraw</p> 	<p>silkscreen/pin numbering</p> <p>name</p> 	<p>outline/pads <small>the cross is the ref point</small></p>  <p>grid dx, dy 100, 100mil</p> <p>padshape used: p08</p>
---	--	--

typename: T0-39-123

typedate: Jul 2 1992

height: 6.6mm

scale: 3
rot: n



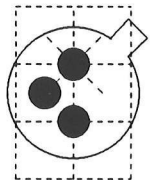
<p>compdraw</p> 	<p>silkscreen/pin numbering</p> <p>name</p> 	<p>outline/pads <small>the cross is the ref point</small></p>  <p>grid dx, dy 100, 100mil</p> <p>padshape used: p08</p>
---	--	--

typename: T0-39-ebc

typedate: Jul 2 1992

height: 6.6mm

scale: 3
rot: n


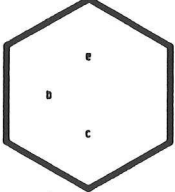
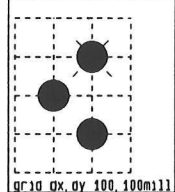
<p>compdraw</p> 	<p>silkscreen/pin numbering</p> <p>name</p> 	<p>outline/pads <small>the cross is the ref point</small></p>  <p>grid dx, dy 100, 100mil</p> <p>padshape used: p08</p>
---	--	--

typename: T0-46-123

typedate: Jul 2 1992

height: 4.7mm

scale: 3
rot: n

<p>compdraw</p> 	<p>silkscreen/pin numbering</p> <p>name</p> 	<p>outline/pads <small>the cross is the ref point</small></p>  <p>grid dx, dy 100, 100mil</p> <p>padshape used: p14</p>
---	--	--

typename: T0-60-ebc

typedate: Jul 2 1992

height: 19.1mm

scale: 2
rot: n



Dansk Data Elektronik A/S
Herlev Hovedgade 199
DK 2730 Herlev, Denmark
Tel. (+45) 42 84 50 11


Subdirectory: tra

Date of print: Jul 29 1992
Page: 5

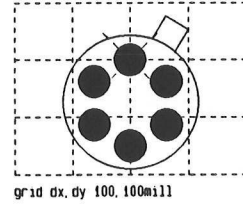
compdraw



silkscreen/pin numbering



outline/pads the cross is the ref point



padshape used:
p08

typename: TO-71-eebbc

typedate: Jul 29 1992 height: 5.3mm

scale: 3
rot: n

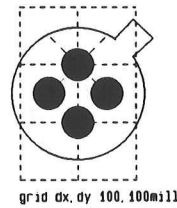
compdraw



silkscreen/pin numbering



outline/pads the cross is the ref point



padshape used:
p08

typename: TO-72-ebc1

typedate: Jul 2 1992 height: 5.3mm

scale: 3
rot: n

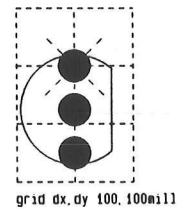
compdraw



silkscreen/pin numbering



outline/pads the cross is the ref point



padshape used:
p08

typename: TO-92-dgs-stra

typedate: Jul 2 1992 height: 7.7mm

scale: 3
rot: n

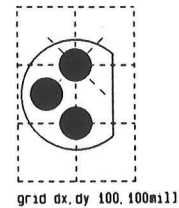
compdraw



silkscreen/pin numbering



outline/pads the cross is the ref point



padshape used:
p08

typename: TO-92-ebc

typedate: Jul 2 1992 height: 7.7mm

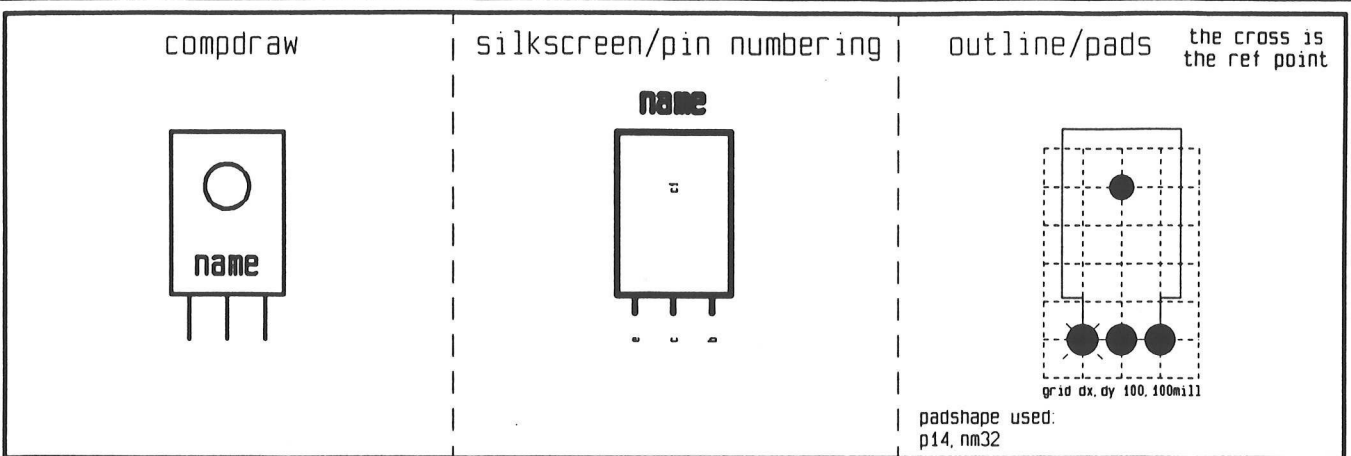
scale: 3
rot: n



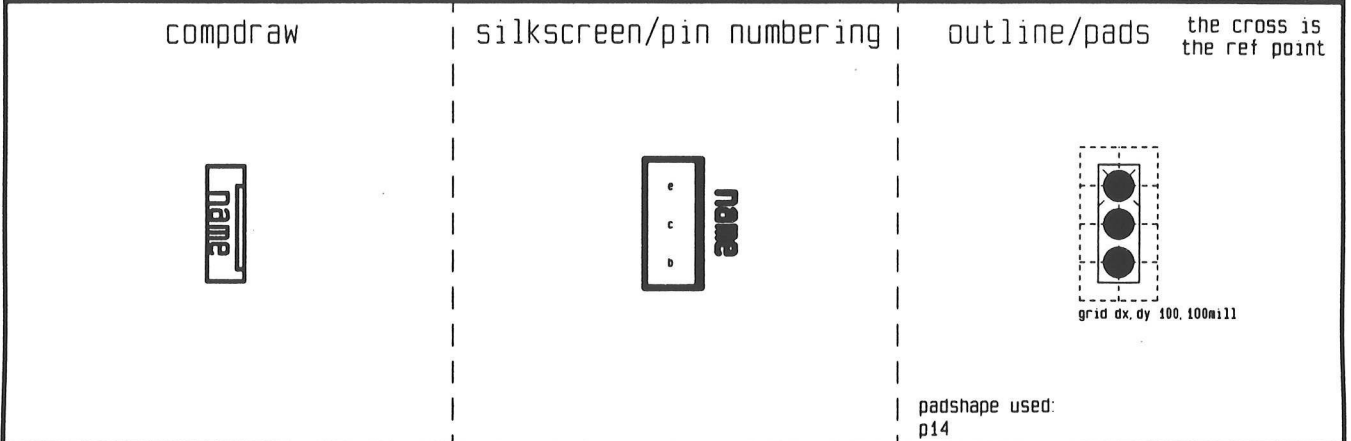
Dansk Data Elektronik A/S
Herlev Hovedgade 199
DK 2730 Herlev, Denmark
Tel. (+45) 42 84 50 11

Subdirectory: tra

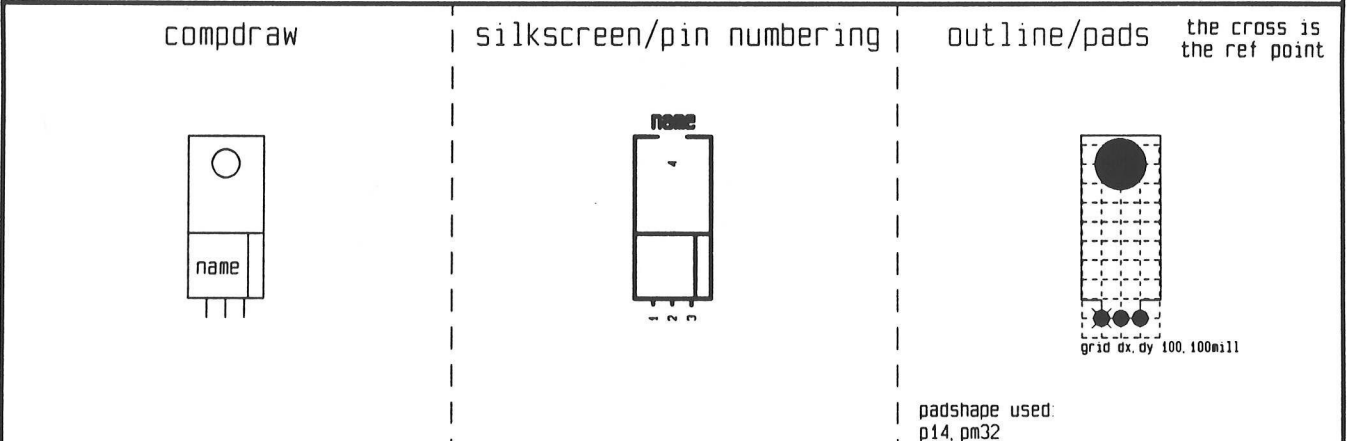
Date of print: Jul 29 1992
Page: 6



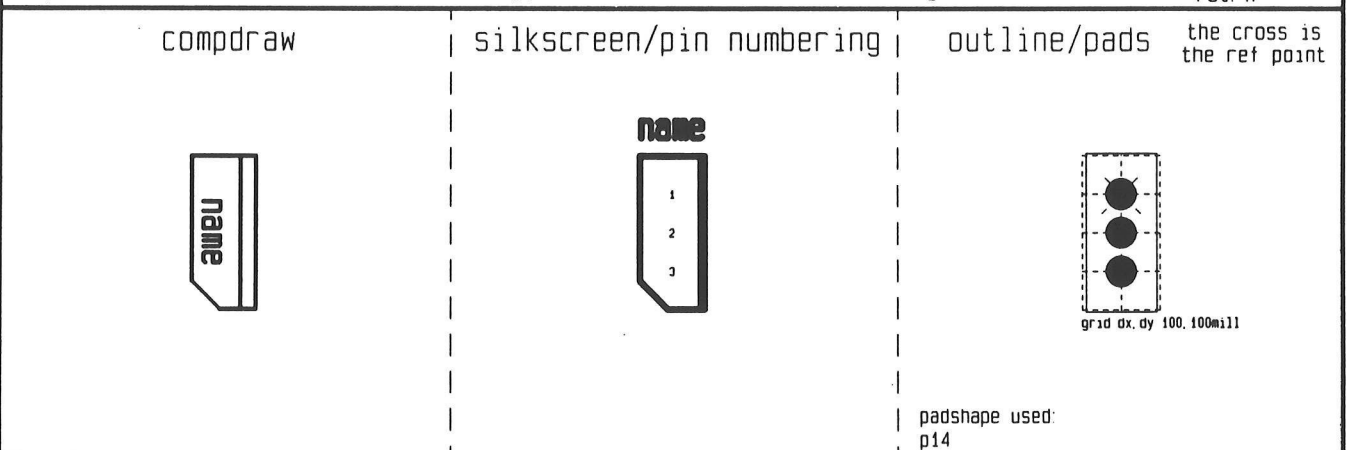
typename: TO-126-ecb-hor typedate: Jul 2 1992 height: 2.7mm scale: 2
rot: n



typename: TO-126-ecb-ver typedate: Jul 9 1992 height: 13.4mm scale: 2
rot: n




typename: TO-202-123-hor typedate: Jul 3 1992 height: 4.6mm scale: 1
rot: n

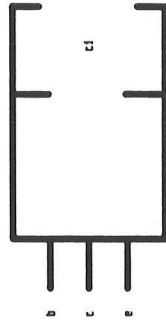


typename: TO-202-123-ver typedate: Jul 9 1992 height: 24.2mm scale: 2
rot: n

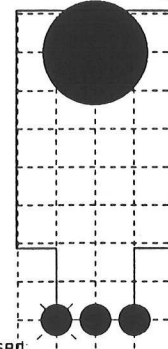
compdraw



silkscreen **name** numbering



outline/pads



the cross is the ref point

padshape used: p14, pm32 grid dx, dy 100, 100mil1

typename: TO-220-bce-hor

typedate: Jul 2 1992


height: 4.5mm

scale: 2 rot: n

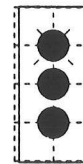
compdraw



silkscreen/pin numbering



outline/pads



the cross is the ref point

grid dx, dy 100, 100mil1

padshape used: p14

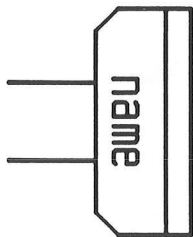
typename: TO-220-bce-ver

typedate: Jul 9 1992

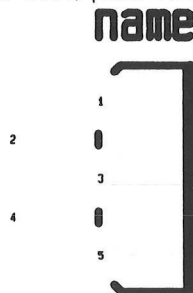
height: 20.9mm

scale: 2 rot: n

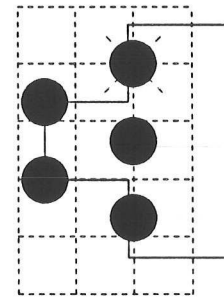
compdraw



silkscreen/pin numbering



outline/pads



the cross is the ref point

grid dx, dy 100, 100mil1 padshape used: p14

typename: TO-220-ver-5p

typedate: Jul 28 1992

height: 18.8mm

scale: 2.98 rot: n

compdraw

silkscreen/pin numbering

outline/pads

the cross is the ref point

padshape used:

typename:

typedate:

height:

scale: rot:



Dansk Data Elektronik A/S
 Herlev Hovedgade 199
 DK 2730 Herlev, Denmark
 Tel. (+45) 42 84 50 11

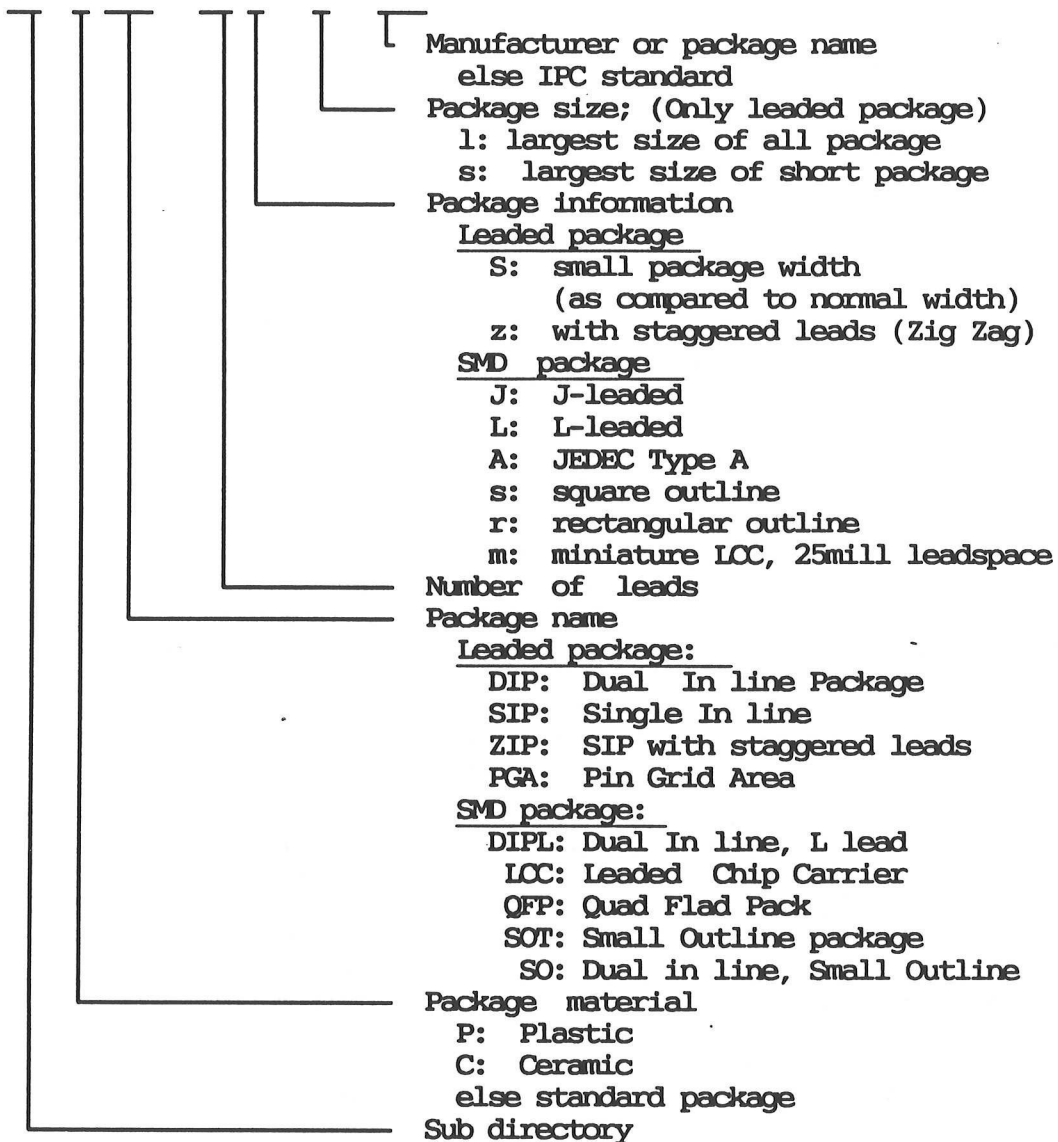
Subdirectory: tra

Date of print: Jul 29 1992
 Page: 8

Library Integrated circuits

Including cases such as DIP, DIPL, SO, SOT, SOL, LCC, etc.

ic/ P DIP - 24 S - 1 - mot



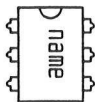
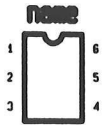
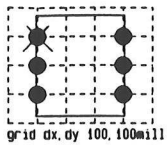
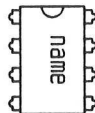
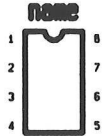
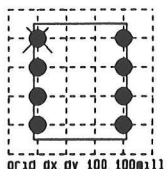


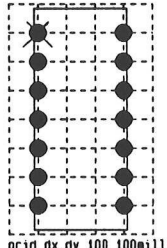
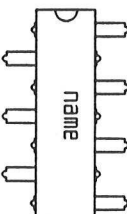
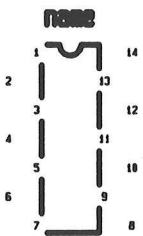

Please note the pin numbering for PGA and LCC.

Library Integrated circuits

Initial	manufacturers
nec	NEC
rca	RCA
mot	Motorola
phi	Philips
tis	Texas instrument
tos	Toshiba
hit	Hitachi
int	Intel

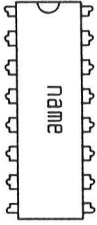
Directory list:

CLOC-68s	DIP-28-nec	LCC-44s	QFP-100r
CLOC-84s	DIP-28-phi	LCC-52s	QFP-44s
DIP-06-mot	DIP-28-tis	LCC-68s	QFP-48s
DIP-08-rca	DIP-32-hit	LCC-84s	QFP-52s
DIP-08-tis	DIP-40-mot	PGA-114-mot	QFP-54r
DIP-14-SOT27	DIP-40-nec	PGA-120-phi	QFP-64r
DIP-14-mot	DIP-40-phi	PGA-128-mot	QFP-70r
DIP-14z-mot	DIP-40-rca	PGA-68-int	QFP-80r
DIP-16-SOT38Z	DIP-40-tis	PGA-68-phi	SO-08
DIP-16-1-mot	DIP-42-hit	PLCC-100Js	SO-14
DIP-16-1-tis	DIP-48-mot	PLCC-100sm	SO-14J
DIP-16-phi	DIP-48-phi	PLCC-124Js	SO-16
DIP-16-rca	DIP-48-tis	PLCC-132sm	SO-16J
DIP-16-s-mot	DIP-50-phi	PLCC-18Jr	SO-18J
DIP-16-s-tis	DIP-52S-tis	PLCC-18LJr	SO-20J
DIP-18-mot	DIP-64-phi	PLCC-196sm	SO-22J
DIP-18-nec	DIP-64-tis	PLCC-20Js	SO-24J
DIP-18-rca	DIPL-08	PLCC-22Jr	SO-26J
DIP-20-SOT146	DIPL-14	PLCC-244sm	SO-28J
DIP-20-1-mot	DIPL-16	PLCC-28As	SOL-14
DIP-20-1-phi	DIPL-18	PLCC-28Jr	SOL-16
DIP-20-s-mot	DIPL-20	PLCC-28Js	SOL-20
DIP-20-s-phi	DIPL-22	PLCC-32Jr	SOL-24
DIP-22-rca	DIPL-24	PLCC-44As	SOL-28
DIP-24-SOT101A	DIPL-28	PLCC-44Js	TO-100
DIP-24-mot	LCC-100s	PLCC-52As	TO-101
DIP-24-nec	LCC-124s	PLCC-52Js	TO-101-stra
DIP-24-rca	LCC-156s	PLCC-68As	TO-99
DIP-24-tis	LCC-16s	PLCC-68Js	ZIP-16-tos
DIP-24S-phi	LCC-20s	PLCC-84Js	ZIP-20-tos
DIP-28-SOT117A	LCC-28s	PLCC-84sm	ZIP-28-tos
DIP-28-mot			


<p>compdraw</p> 	<p>silkscreen/pin numbering</p> <p>name</p> 	<p>outline/pads</p> <p>the cross is the ref point</p>  <p>padshape used: p09</p>
<p>typename: DIP-06-mot typedate: Jul 16 1992 height: 4.45mm scale: 1.5 rot: n</p>		
<p>compdraw</p> 	<p>silkscreen/pin numbering</p> <p>name</p> 	<p>outline/pads</p> <p>the cross is the ref point</p>  <p>padshape used: p09</p>
<p>typename: DIP-08-rca typedate: Jul 1 1992 height: 5.08mm scale: 1.5 rot: n</p>		
<p>compdraw</p> 	<p>silkscreen/pin numbering</p> <p>name</p> 	<p>outline/pads</p> <p>the cross is the ref point</p>  <p>padshape used: p09</p>
<p>typename: DIP-14-mot typedate: Jul 2 1992 height: 5.08mm scale: 1.5 rot: n</p>		
<p>compdraw</p> 	<p>silkscreen/pin numbering</p> <p>name</p> 	<p>outline/pads</p> <p>the cross is the ref point</p>  <p>padshape used: p09</p>
<p>typename: DIP-14z-mot typedate: Jul 16 1992 height: 3.81mm scale: 1.5 rot: n</p>		



compdraw

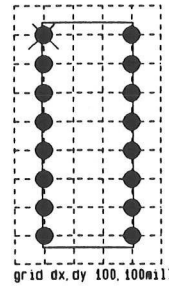


silkscreen/pin numbering



outline/pads

the cross is the ref point



padshape used:
p09

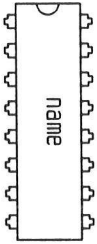
typename: DIP-16-s-mot

typedate: Jul 1 1992

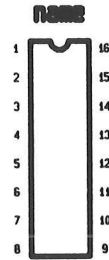
height: 5.08mm

scale: 1.5
rot: n

compdraw

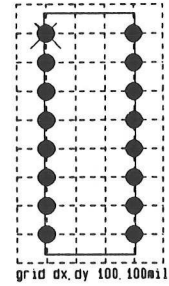


silkscreen/pin numbering



outline/pads

the cross is the ref point



padshape used:
p09

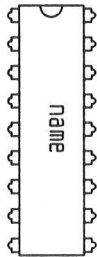
typename: DIP-16-l-mot

typedate: Jul 1 1992

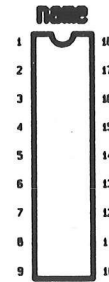
height: 5.08mm

scale: 1.5
rot: n

compdraw

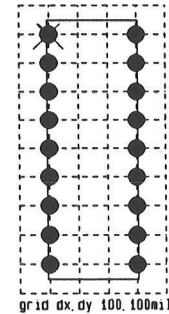


silkscreen/pin numbering



outline/pads

the cross is the ref point



padshape used:
p09

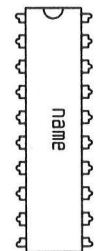
typename: DIP-18-nec

typedate: Jul 15 1992


height: 5.08mm

scale: 1.5
rot: n

compdraw

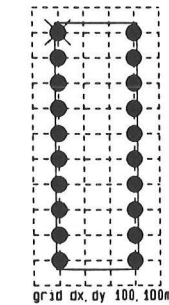


silkscreen/pin numbering



outline/pads

the cross is the ref point



padshape used:
p09

typename: DIP-20-s-phi

typedate: Jul 1 1992

height: 5.08mm

scale: 1.3
rot: n



Dansk Data Elektronik A/S
Herlev Hovedgade 199
DK 2730 Herlev, Denmark
Tel. (+45) 42 84 50 11

Subdirectory: ic

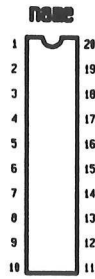
Date of print: Jul 29 1992

Page: 2

compdraw

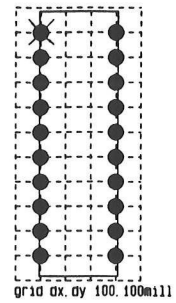


silkscreen/pin numbering



outline/pads

the cross is the ref point



padshape used:
p09

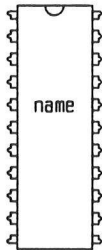
typename: DIP-20-1-phi

typedate: Jul 1 1992

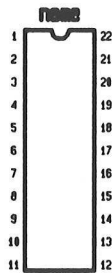
height: 5.08mm

scale: 1.3
rot: n

compdraw

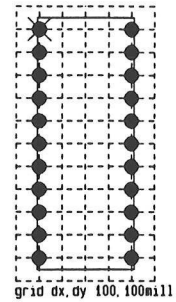


silkscreen/pin numbering



outline/pads

the cross is the ref point



padshape used:
p09

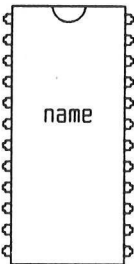
typename: DIP-22-rca

typedate: Jul 1 1992


height: 5.08mm

scale: 1.2
rot: n

compdraw

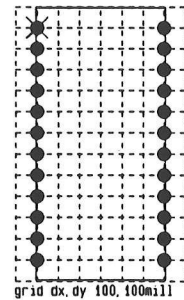


silkscreen/pin numbering



outline/pads

the cross is the ref point



padshape used:
p09

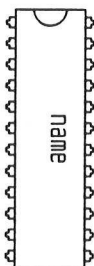
typename: DIP-24-mot

typedate: Jul 1 1992


height: 5.59mm

scale: 1.1
rot: n

compdraw

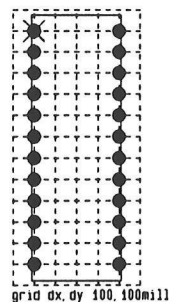


silkscreen/pin numbering



outline/pads

the cross is the ref point



padshape used:
p09

typename: DIP-24S-phi

typedate: Jul 1 1992

height: 5.1mm

scale: 1.1
rot: n



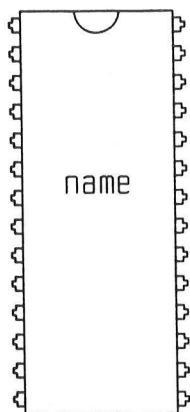
Dansk Data Elektronik A/S
Herlev Hovedgade 199
DK 2730 Herlev, Denmark
Tel. (+45) 42 84 50 11

Subdirectory: ic

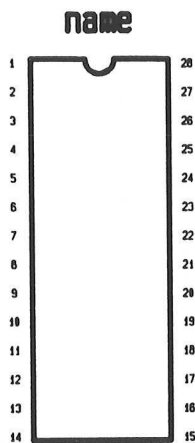
Date of print: Jul 29 1992

Page: 3

compdraw

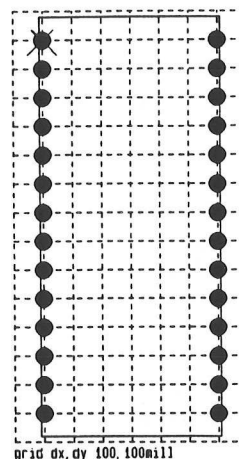


silkscreen/pin numbering



outline/pads

the cross is
the ref point



padshape used:
p09

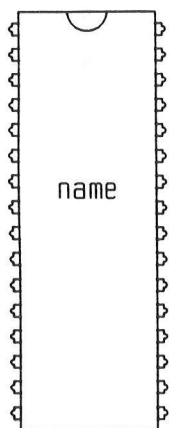
typename: DIP-28-phi

typedate: Jul 1 1992


height: 5.08mm

scale: 1.5
rot: n

compdraw

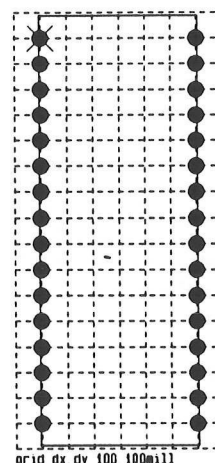


silkscreen/pin numbering



outline/pads

the cross is
the ref point



padshape used:
p09


typename: DIP-32-hit

typedate: Jul 28 1992

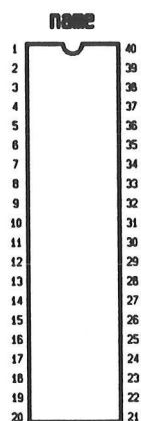
height: 5.08mm

scale: 1.34
rot: n

compdraw

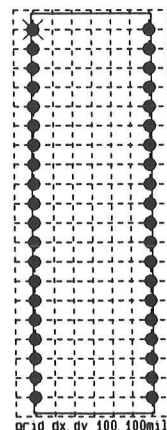


silkscreen/pin numbering



outline/pads

the cross is
the ref point



padshape used:
p09

typename: DIP-40-phi

typedate: Jul 1 1992

height: 5.08mm

scale: 1.0
rot: n

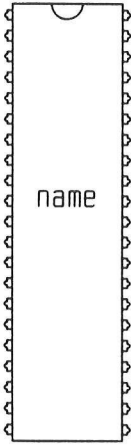


Dansk Data Elektronik A/S
 Herlev Hovedgade 199
 DK 2730 Herlev, Denmark
 Tel. (+45) 42 84 50 11

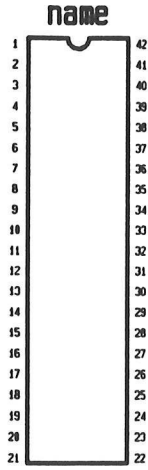
Subdirectory: ic

Date of print: Jul 29 1992
 Page: 4

compdraw

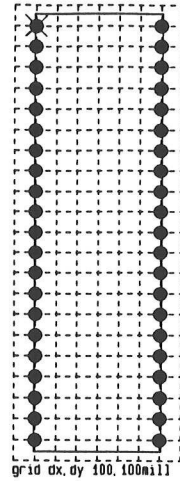


silkscreen/pin numbering



outline/pads

the cross is the ref point



padshape used:
p09


typename: DIP-42-hit

typedate: Jul 28 1992


height: 5.08mm

scale: 1.08
rot: n

compdraw




silkscreen/pin numbering



outline/pads

the cross is the ref point



padshape used:
p09

typename: DIP-48-phi

typedate: Jul 1 1992

height: 5.8mm

scale: 0.8
rot: n

compdraw

silkscreen/pin numbering

outline/pads

the cross is the ref point

padshape used:

typename:

typedate:

height:

scale:
rot:




Dansk Data Elektronik A/S
Herlev Hovedgade 199
DK 2730 Herlev, Denmark
Tel. (+45) 42 84 50 11

Subdirectory: ic


Date of print: Jul 29 1992

Page: 5


compdraw



silkscreen/pin numbering



outline/pads the cross is the ref point



padshape used:
p09

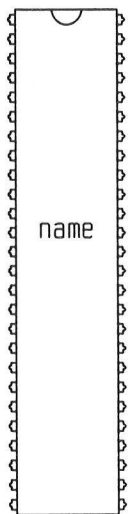
typename: DIP-50-phi

typedate: Jul 1 1992

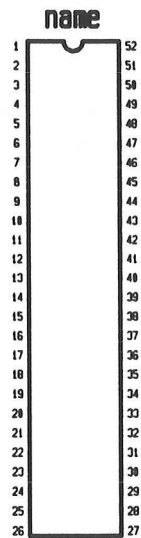
height: 5.08mm

scale: 1.1
rot: n

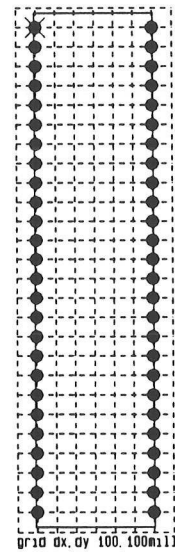
compdraw



silkscreen/pin numbering



outline/pads the cross is the ref point



padshape used:
p09

typename: DIP-52S-tis

typedate: Jul 15 1992

height: 5.08mm

scale: 1.0
rot: n



Dansk Data Elektronik A/S
 Herlev Hovedgade 199
 DK 2730 Herlev, Denmark
 Tel. (+45) 42 84 50 11


Subdirectory: ic

Date of print: Jul 29 1992
 Page: 6

compdraw




silkscreen/pin numbering



outline/pads

the cross is the ref point



padshape used:
p09

typename: DIP-64-phi

typedate: Jul 1 1992

height: 5.08mm

scale: 0.8
rot: n

compdraw

silkscreen/pin numbering

outline/pads

the cross is the ref point

padshape used:

typename:

typedate:

height:

scale:
rot:



Dansk Data Elektronik A/S
 Herlev Hovedgade 199
 DK 2730 Herlev, Denmark
 Tel. (+45) 42 84 50 11

Subdirectory: ic

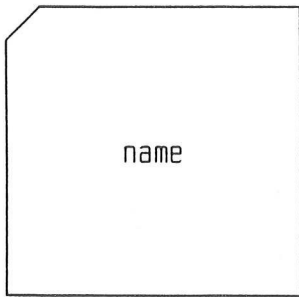
Date of print: Jul 29 1992

Page: 7

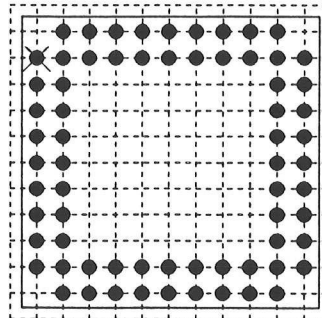
compdraw

silkscreen/pin numbering
name

outline/pads the cross is the ref point



06	07	08	09	10	11	12	13	14	15	16	17	18	19	20	21	22	23	24	25	26	27	28	29	30	31	32	33	34	35	36	37	38	39	40	41	42	43	44	45	46	47	48	49	50	51	52	53	54	55	56	57	58	59	60	61	62	63	64	65	66	67	68	69	70	71	72	73	74	75	76	77	78	79	80	81	82	83	84	85	86	87	88	89	90	91	92	93	94	95	96	97	98	99	100
----	----	----	----	----	----	----	----	----	----	----	----	----	----	----	----	----	----	----	----	----	----	----	----	----	----	----	----	----	----	----	----	----	----	----	----	----	----	----	----	----	----	----	----	----	----	----	----	----	----	----	----	----	----	----	----	----	----	----	----	----	----	----	----	----	----	----	----	----	----	----	----	----	----	----	----	----	----	----	----	----	----	----	----	----	----	----	----	----	----	----	----	----	----	-----



grid dx, dy 100, 100mill
padshape used:
p08

typename: PGA-68-int

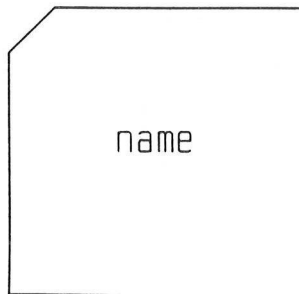
typedate: Jul 29 1992 height: 2.67mm

scale: 1.37
rot: n

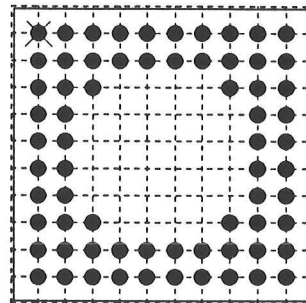
compdraw

silkscreen/pin numbering
name

outline/pads the cross is the ref point



A1	A2	A3	A4	A5	A6	A7	A8	A9	A10	B1	B2	B3	B4	B5	B6	B7	B8	B9	B10	C1	C2	C3	C4	C5	C6	C7	C8	C9	C10	D1	D2	D3	D4	D5	D6	D7	D8	D9	D10	E1	E2	E3	E4	E5	E6	E7	E8	E9	E10	F1	F2	F3	F4	F5	F6	F7	F8	F9	F10	G1	G2	G3	G4	G5	G6	G7	G8	G9	G10	H1	H2	H3	H4	H5	H6	H7	H8	H9	H10	I1	I2	I3	I4	I5	I6	I7	I8	I9	I10	J1	J2	J3	J4	J5	J6	J7	J8	J9	J10	K1	K2	K3	K4	K5	K6	K7	K8	K9	K10
----	----	----	----	----	----	----	----	----	-----	----	----	----	----	----	----	----	----	----	-----	----	----	----	----	----	----	----	----	----	-----	----	----	----	----	----	----	----	----	----	-----	----	----	----	----	----	----	----	----	----	-----	----	----	----	----	----	----	----	----	----	-----	----	----	----	----	----	----	----	----	----	-----	----	----	----	----	----	----	----	----	----	-----	----	----	----	----	----	----	----	----	----	-----	----	----	----	----	----	----	----	----	----	-----	----	----	----	----	----	----	----	----	----	-----



grid dx, dy 100, 100mill
padshape used:
p09

typename: PGA-68-phi

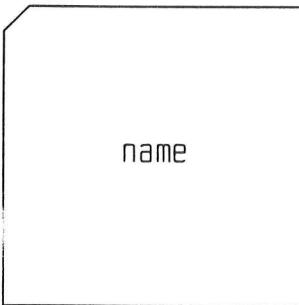
typedate: Jul 2 1992 height: 4.06mm

scale: 1.41
rot: n

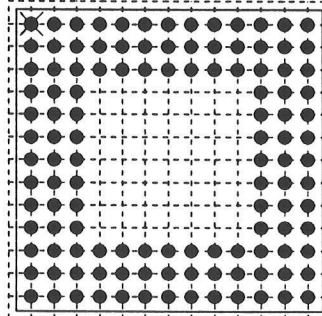
compdraw

silkscreen/pin numbering
name

outline/pads the cross is the ref point



A1	B1	C1	D1	E1	F1	G1	H1	J1	K1	L1	M1	N1	A2	B2	C2	D2	E2	F2	G2	H2	J2	K2	L2	M2	N2	A3	B3	C3	D3	E3	F3	G3	H3	J3	K3	L3	M3	N3	A4	B4	C4	C5	C6	C7	C8	C9	C10	D4	E4	F4	G4	H4	J4	K4	L4	M4	N4	A5	B5	C5	C6	C7	C8	C9	C10	D5	E5	F5	G5	H5	J5	K5	L5	M5	N5	A6	B6	C6	C7	C8	C9	C10	D6	E6	F6	G6	H6	J6	K6	L6	M6	N6	A7	B7	C7	C8	C9	C10	D7	E7	F7	G7	H7	J7	K7	L7	M7	N7	A8	B8	C8	C9	C10	D8	E8	F8	G8	H8	J8	K8	L8	M8	N8	A9	B9	C9	C10	D9	E9	F9	G9	H9	J9	K9	L9	M9	N9	A10	B10	C10	D10	E10	F10	G10	H10	J10	K10	L10	M10	N10	A11	B11	C11	D11	E11	F11	G11	H11	J11	K11	L11	M11	N11	A12	B12	C12	D12	E12	F12	G12	H12	J12	K12	L12	M12	N12	A13	B13	C13	D13	E13	F13	G13	H13	J13	K13	L13	M13	N13
----	----	----	----	----	----	----	----	----	----	----	----	----	----	----	----	----	----	----	----	----	----	----	----	----	----	----	----	----	----	----	----	----	----	----	----	----	----	----	----	----	----	----	----	----	----	----	-----	----	----	----	----	----	----	----	----	----	----	----	----	----	----	----	----	----	-----	----	----	----	----	----	----	----	----	----	----	----	----	----	----	----	----	-----	----	----	----	----	----	----	----	----	----	----	----	----	----	----	----	-----	----	----	----	----	----	----	----	----	----	----	----	----	----	----	-----	----	----	----	----	----	----	----	----	----	----	----	----	----	-----	----	----	----	----	----	----	----	----	----	----	-----	-----	-----	-----	-----	-----	-----	-----	-----	-----	-----	-----	-----	-----	-----	-----	-----	-----	-----	-----	-----	-----	-----	-----	-----	-----	-----	-----	-----	-----	-----	-----	-----	-----	-----	-----	-----	-----	-----	-----	-----	-----	-----	-----	-----	-----	-----	-----	-----	-----	-----	-----



grid dx, dy 100, 100mill
padshape used:
p09

typename: PGA-120-phi


typedate: Jul 2 1992 height: 4.06mm

scale: 1.18
rot: n

compdraw

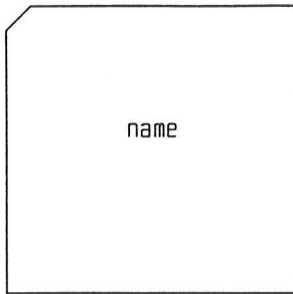
silkscreen/pin numbering
name

outline/pads the cross is the ref point



A1	B1	C1	D1	E1	F1	G1	H1	J1	K1	L1	M1	N1	A2	B2	C2	D2	E2	F2	G2	H2	J2	K2	L2	M2	N2	A3	B3	C3	D3	E3	F3	G3	H3	J3	K3	L3	M3	N3	A4	B4	C4	C5	C6	C7	C8	C9	C10	D4	E4	F4	G4	H4	J4	K4	L4	M4	N4	A5	B5	C5	C6	C7	C8	C9	C10	D5	E5	F5	G5	H5	J5	K5	L5	M5	N5	A6	B6	C6	C7	C8	C9	C10	D6	E6	F6	G6	H6	J6	K6	L6	M6	N6	A7	B7	C7	C8	C9	C10	D7	E7	F7	G7	H7	J7	K7	L7	M7	N7	A8	B8	C8	C9	C10	D8	E8	F8	G8	H8	J8	K8	L8	M8	N8	A9	B9	C9	C10	D9	E9	F9	G9	H9	J9	K9	L9	M9	N9	A10	B10	C10	D10	E10	F10	G10	H10	J10	K10	L10	M10	N10	A11	B11	C11	D11	E11	F11	G11	H11	J11	K11	L11	M11	N11	A12	B12	C12	D12	E12	F12	G12	H12	J12	K12	L12	M12	N12	A13	B13	C13	D13	E13	F13	G13	H13	J13	K13	L13	M13	N13	A14	B14	C14	D14	E14	F14	G14	H14	J14	K14	L14	M14	N14	A15	B15	C15	D15	E15	F15	G15	H15	J15	K15	L15	M15	N15	A16	B16	C16	D16	E16	F16	G16	H16	J16	K16	L16	M16	N16	A17	B17	C17	D17	E17	F17	G17	H17	J17	K17	L17	M17	N17	A18	B18	C18	D18	E18	F18	G18	H18	J18	K18	L18	M18	N18	A19	B19	C19	D19	E19	F19	G19	H19	J19	K19	L19	M19	N19	A20	B20	C20	D20	E20	F20	G20	H20	J20	K20	L20	M20	N20	A21	B21	C21	D21	E21	F21	G21	H21	J21	K21	L21	M21	N21	A22	B22	C22	D22	E22	F22	G22	H22	J22	K22	L22	M22	N22	A23	B23	C23	D23	E23	F23	G23	H23	J23	K23	L23	M23	N23	A24	B24	C24	D24	E24	F24	G24	H24	J24	K24	L24	M24	N24	A25	B25	C25	D25	E25	F25	G25	H25	J25	K25	L25	M25	N25	A26	B26	C26	D26	E26	F26	G26	H26	J26	K26	L26	M26	N26	A27	B27	C27	D27	E27	F27	G27	H27	J27	K27	L27	M27	N27	A28	B28	C28	D28	E28	F28	G28	H28	J28	K28	L28	M28	N28	A29	B29	C29	D29	E29	F29	G29	H29	J29	K29	L29	M29	N29	A30	B30	C30	D30	E30	F30	G30	H30	J30	K30	L30	M30	N30	A31	B31	C31	D31	E31	F31	G31	H31	J31	K31	L31	M31	N31	A32	B32	C32	D32	E32	F32	G32	H32	J32	K32	L32	M32	N32	A33	B33	C33	D33	E33	F33	G33	H33	J33	K33	L33	M33	N33	A34	B34	C34	D34	E34	F34	G34	H34	J34	K34	L34	M34	N34	A35	B35	C35	D35	E35	F35	G35	H35	J35	K35	L35	M35	N35	A36	B36	C36	D36	E36	F36	G36	H36	J36	K36	L36	M36	N36	A37	B37	C37	D37	E37	F37	G37	H37	J37	K37	L37	M37	N37	A38	B38	C38	D38	E38	F38	G38	H38	J38	K38	L38	M38	N38	A39	B39	C39	D39	E39	F39	G39	H39	J39	K39	L39	M39	N39	A40	B40	C40	D40	E40	F40	G40	H40	J40	K40	L40	M40	N40	A41	B41	C41	D41	E41	F41	G41	H41	J41	K41	L41	M41	N41	A42	B42	C42	D42	E42	F42	G42	H42	J42	K42	L42	M42	N42	A43	B43	C43	D43	E43	F43	G43	H43	J43	K43	L43	M43	N43	A44	B44	C44	D44	E44	F44	G44	H44	J44	K44	L44	M44	N44	A45	B45	C45	D45	E45	F45	G45	H45	J45	K45	L45	M45	N45	A46	B46	C46	D46	E46	F46	G46	H46	J46	K46	L46	M46	N46	A47	B47	C47	D47	E47	F47	G47	H47	J47	K47	L47	M47	N47	A48	B48	C48	D48	E48	F48	G48	H48	J48	K48	L48	M48	N48	A49	B49	C49	D49	E49	F49	G49	H49	J49	K49	L49	M49	N49	A50	B50	C50	D50	E50	F50	G50	H50	J50	K50	L50	M50	N50	A51	B51	C51	D51	E51	F51	G51	H51	J51	K51	L51	M51	N51	A52	B52	C52	D52	E52	F52	G52	H52	J52	K52	L52	M52	N52	A53	B53	C53	D53	E53	F53	G53	H53	J53	K53	L53	M53	N53	A54	B54	C54	D54	E54	F54	G54	H54	J54	K54	L54	M54	N54	A55	B55	C55	D55	E55	F55	G55	H55	J55	K55	L55	M55	N55	A56	B56	C56	D56	E56	F56	G56	H56	J56	K56	L56	M56	N56	A57	B57	C57	D57	E57	F57	G57	H57	J57	K57	L57	M57	N57	A58	B58	C58	D58	E58	F58	G58	H58	J58	K58	L58	M58	N58	A59	B59	C59	D59	E59	F59	G59	H59	J59	K59	L59	M59	N59	A60	B60	C60	D60	E60	F60	G60	H60	J60	K60	L60	M60	N60	A61	B61	C61	D61	E61	F61	G61	H61	J61	K61	L61	M61	N61	A62	B62	C62	D62	E62	F62	G62	H62	J62	K62	L62	M62	N62	A63	B63	C63	D63	E63	F63	G63	H63	J63	K63	L63	M63	N63	A64	B64	C64	D64	E64	F64	G64	H64	J64	K64	L64	M64	N64	A65	B65	C65	D65	E65	F65	G65	H65	J65	K65	L65	M65	N65	A66	B66	C66	D66	E66	F66	G66	H66	J66	K66	L66	M66	N66	A67	B67	C67	D67	E67	F67	G67	H67	J67	K67	L67	M67	N67	A68	B68	C68	D68	E68	F68	G68	H68	J68	K68	L68	M68	N68	A69	B69	C69	D69	E69	F69	G69	H69	J69	K69	L69	M69	N69	A70	B70	C70	D70	E70	F70	G70	H70	J70	K70	L70	M70	N70	A71	B71	C71	D71	E71	F71	G71	H71	J71	K71	L71	M71	N71	A72	B72	C72	D72	E72	F72	G72	H72	J72	K72	L72	M72	N72	A73	B73	C73	D73	E73	F73	G73	H73	J73	K73	L73	M73	N73	A74	B74	C74	D74	E74	F74	G74	H74	J74	K74	L74	M74	N74	A75	B75	C75	D75	E75	F75	G75	H75	J75	K75	L75	M75	N75	A76	B76	C76	D76	E76	F76	G76	H76	J76	K76	L76	M76	N76	A77	B77	C77	D77	E77	F77	G77	H77	J77	K77	L77	M77	N77	A78	B78	C78	D78	E78	F78	G78	H78	J78	K78	L78	M78	N78	A79	B79	C79	D79	E79	F79	G79	H79	J79	K79	L79	M79	N79	A80	B80	C80	D80	E80	F80	G80	H80	J80	K80	L80	M80	N80	A81	B81	C81	D81	E81	F81	G81	H81	J81	K81	L81	M81	N81	A82	B82	C82	D82	E82	F82	G82	H82	J82	K82	L82	M82	N82	A83	B83	C83	D83	E83	F83	G83	H83	J83	K83	L83	M83	N83	A84	B84	C84	D84	E84	F84	G84	H84	J84	K84	L84	M84	N84	A85	B85	C85	D85	E85	F85	G85	H85	J85	K85	L85	M85	N85	A86	B86	C86	D86	E86	F86	G86	H86	J86	K86	L86	M86	N86	A87	B87	C87	D87	E87	F87	G87	H87	J87	K87	L87	M87	N87	A88	B88	C88	D88	E88	F88	G88	H88	J88	K88	L88	M88	N88	A89	B89	C89	D89	E89	F89	G89	H89	J89	K89	L89	M89	N89	A90	B90	C90	D90	E90	F90	G90	H90	J90	K90	L90	M90	N90	A91	B91
----	----	----	----	----	----	----	----	----	----	----	----	----	----	----	----	----	----	----	----	----	----	----	----	----	----	----	----	----	----	----	----	----	----	----	----	----	----	----	----	----	----	----	----	----	----	----	-----	----	----	----	----	----	----	----	----	----	----	----	----	----	----	----	----	----	-----	----	----	----	----	----	----	----	----	----	----	----	----	----	----	----	----	-----	----	----	----	----	----	----	----	----	----	----	----	----	----	----	----	-----	----	----	----	----	----	----	----	----	----	----	----	----	----	----	-----	----	----	----	----	----	----	----	----	----	----	----	----	----	-----	----	----	----	----	----	----	----	----	----	----	-----	-----	-----	-----	-----	-----	-----	-----	-----	-----	-----	-----	-----	-----	-----	-----	-----	-----	-----	-----	-----	-----	-----	-----	-----	-----	-----	-----	-----	-----	-----	-----	-----	-----	-----	-----	-----	-----	-----	-----	-----	-----	-----	-----	-----	-----	-----	-----	-----	-----	-----	-----	-----	-----	-----	-----	-----	-----	-----	-----	-----	-----	-----	-----	-----	-----	-----	-----	-----	-----	-----	-----	-----	-----	-----	-----	-----	-----	-----	-----	-----	-----	-----	-----	-----	-----	-----	-----	-----	-----	-----	-----	-----	-----	-----	-----	-----	-----	-----	-----	-----	-----	-----	-----	-----	-----	-----	-----	-----	-----	-----	-----	-----	-----	-----	-----	-----	-----	-----	-----	-----	-----	-----	-----	-----	-----	-----	-----	-----	-----	-----	-----	-----	-----	-----	-----	-----	-----	-----	-----	-----	-----	-----	-----	-----	-----	-----	-----	-----	-----	-----	-----	-----	-----	-----	-----	-----	-----	-----	-----	-----	-----	-----	-----	-----	-----	-----	-----	-----	-----	-----	-----	-----	-----	-----	-----	-----	-----	-----	-----	-----	-----	-----	-----	-----	-----	-----	-----	-----	-----	-----	-----	-----	-----	-----	-----	-----	-----	-----	-----	-----	-----	-----	-----	-----	-----	-----	-----	-----	-----	-----	-----	-----	-----	-----	-----	-----	-----	-----	-----	-----	-----	-----	-----	-----	-----	-----	-----	-----	-----	-----	-----	-----	-----	-----	-----	-----	-----	-----	-----	-----	-----	-----	-----	-----	-----	-----	-----	-----	-----	-----	-----	-----	-----	-----	-----	-----	-----	-----	-----	-----	-----	-----	-----	-----	-----	-----	-----	-----	-----	-----	-----	-----	-----	-----	-----	-----	-----	-----	-----	-----	-----	-----	-----	-----	-----	-----	-----	-----	-----	-----	-----	-----	-----	-----	-----	-----	-----	-----	-----	-----	-----	-----	-----	-----	-----	-----	-----	-----	-----	-----	-----	-----	-----	-----	-----	-----	-----	-----	-----	-----	-----	-----	-----	-----	-----	-----	-----	-----	-----	-----	-----	-----	-----	-----	-----	-----	-----	-----	-----	-----	-----	-----	-----	-----	-----	-----	-----	-----	-----	-----	-----	-----	-----	-----	-----	-----	-----	-----	-----	-----	-----	-----	-----	-----	-----	-----	-----	-----	-----	-----	-----	-----	-----	-----	-----	-----	-----	-----	-----	-----	-----	-----	-----	-----	-----	-----	-----	-----	-----	-----	-----	-----	-----	-----	-----	-----	-----	-----	-----	-----	-----	-----	-----	-----	-----	-----	-----	-----	-----	-----	-----	-----	-----	-----	-----	-----	-----	-----	-----	-----	-----	-----	-----	-----	-----	-----	-----	-----	-----	-----	-----	-----	-----	-----	-----	-----	-----	-----	-----	-----	-----	-----	-----	-----	-----	-----	-----	-----	-----	-----	-----	-----	-----	-----	-----	-----	-----	-----	-----	-----	-----	-----	-----	-----	-----	-----	-----	-----	-----	-----	-----	-----	-----	-----	-----	-----	-----	-----	-----	-----	-----	-----	-----	-----	-----	-----	-----	-----	-----	-----	-----	-----	-----	-----	-----	-----	-----	-----	-----	-----	-----	-----	-----	-----	-----	-----	-----	-----	-----	-----	-----	-----	-----	-----	-----	-----	-----	-----	-----	-----	-----	-----	-----	-----	-----	-----	-----	-----	-----	-----	-----	-----	-----	-----	-----	-----	-----	-----	-----	-----	-----	-----	-----	-----	-----	-----	-----	-----	-----	-----	-----	-----	-----	-----	-----	-----	-----	-----	-----	-----	-----	-----	-----	-----	-----	-----	-----	-----	-----	-----	-----	-----	-----	-----	-----	-----	-----	-----	-----	-----	-----	-----	-----	-----	-----	-----	-----	-----	-----	-----	-----	-----	-----	-----	-----	-----	-----	-----	-----	-----	-----	-----	-----	-----	-----	-----	-----	-----	-----	-----	-----	-----	-----	-----	-----	-----	-----	-----	-----	-----	-----	-----	-----	-----	-----	-----	-----	-----	-----	-----	-----	-----	-----	-----	-----	-----	-----	-----	-----	-----	-----	-----	-----	-----	-----	-----	-----	-----	-----	-----	-----	-----	-----	-----	-----	-----	-----	-----	-----	-----	-----	-----	-----	-----	-----	-----	-----	-----	-----	-----	-----	-----	-----	-----	-----	-----	-----	-----	-----	-----	-----	-----	-----	-----	-----	-----	-----	-----	-----	-----	-----	-----	-----	-----	-----	-----	-----	-----	-----	-----	-----	-----	-----	-----	-----	-----	-----	-----	-----	-----	-----	-----	-----	-----	-----	-----	-----	-----	-----	-----	-----	-----	-----	-----	-----	-----	-----	-----	-----	-----	-----	-----	-----	-----	-----	-----	-----	-----	-----	-----	-----	-----	-----	-----	-----	-----	-----	-----	-----	-----	-----	-----	-----	-----	-----	-----	-----	-----	-----	-----	-----	-----	-----	-----	-----	-----	-----	-----	-----	-----	-----	-----	-----	-----	-----	-----	-----	-----	-----	-----	-----	-----	-----	-----	-----	-----	-----	-----	-----	-----	-----	-----	-----	-----	-----	-----	-----	-----	-----	-----	-----	-----	-----	-----	-----	-----	-----	-----	-----	-----	-----	-----	-----	-----	-----	-----	-----	-----	-----	-----	-----	-----	-----	-----	-----	-----	-----	-----	-----	-----	-----	-----	-----	-----	-----	-----	-----	-----	-----	-----	-----	-----	-----	-----	-----	-----	-----	-----	-----	-----	-----	-----	-----	-----	-----	-----	-----	-----	-----	-----	-----	-----	-----	-----	-----	-----	-----	-----	-----	-----	-----	-----	-----	-----	-----	-----	-----	-----	-----	-----	-----	-----	-----	-----	-----	-----	-----	-----	-----	-----	-----	-----	-----	-----	-----	-----	-----	-----	-----	-----	-----	-----	-----	-----	-----	-----	-----	-----	-----	-----	-----	-----	-----	-----	-----	-----	-----	-----	-----	-----	-----	-----	-----	-----	-----	-----	-----	-----	-----	-----	-----	-----	-----	-----	-----	-----	-----	-----	-----	-----	-----	-----	-----	-----	-----	-----	-----	-----	-----	-----	-----	-----	-----	-----	-----	-----	-----	-----	-----	-----	-----	-----	-----	-----	-----	-----	-----	-----	-----	-----	-----	-----	-----	-----	-----	-----	-----	-----	-----	-----	-----	-----	-----	-----	-----	-----	-----	-----	-----	-----	-----	-----	-----	-----	-----	-----	-----	-----	-----	-----	-----	-----	-----	-----	-----	-----	-----	-----	-----	-----	-----	-----	-----	-----	-----	-----	-----	-----	-----	-----	-----	-----	-----	-----	-----	-----	-----	-----	-----	-----	-----	-----	-----	-----	-----	-----	-----	-----	-----	-----	-----	-----	-----	-----	-----	-----	-----	-----	-----	-----	-----	-----	-----	-----

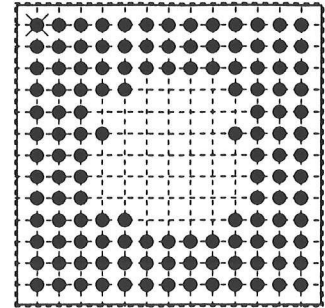
compdraw



silkscreen/pin numbering
name

M1	M2	M3	M4	M5	M6	M7	M8	M9	M10	M11	M12	M13
N1	N2	N3	N4	N5	N6	N7	N8	N9	N10	N11	N12	N13
O1	O2	O3	O4	O5	O6	O7	O8	O9	O10	O11	O12	O13
P1	P2	P3	P4	P5	P6	P7	P8	P9	P10	P11	P12	P13
Q1	Q2	Q3	Q4	Q5	Q6	Q7	Q8	Q9	Q10	Q11	Q12	Q13
R1	R2	R3	R4	R5	R6	R7	R8	R9	R10	R11	R12	R13
S1	S2	S3	S4	S5	S6	S7	S8	S9	S10	S11	S12	S13
T1	T2	T3	T4	T5	T6	T7	T8	T9	T10	T11	T12	T13
U1	U2	U3	U4	U5	U6	U7	U8	U9	U10	U11	U12	U13
V1	V2	V3	V4	V5	V6	V7	V8	V9	V10	V11	V12	V13
W1	W2	W3	W4	W5	W6	W7	W8	W9	W10	W11	W12	W13
X1	X2	X3	X4	X5	X6	X7	X8	X9	X10	X11	X12	X13
Y1	Y2	Y3	Y4	Y5	Y6	Y7	Y8	Y9	Y10	Y11	Y12	Y13
Z1	Z2	Z3	Z4	Z5	Z6	Z7	Z8	Z9	Z10	Z11	Z12	Z13

outline/pads the cross is the ref point




grid dx, dy 100, 100mill
padshape used:
p09

typename: PGA-128-mot


typedate: Jul 28 1992 height: 3.81mm

scale: 1.14
rot: n

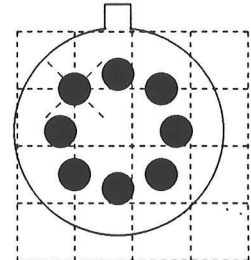
compdraw



silkscreen/pin numbering
name



outline/pads the cross is the ref point



grid dx, dy 100, 100mill
padshape used:
p08

typename: T0-99


typedate: Jul 2 1992 height: 5.7mm

scale: 3
rot: n

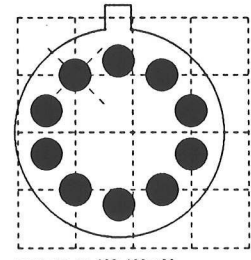
compdraw



silkscreen/pin numbering
name



outline/pads the cross is the ref point



grid dx, dy 100, 100mill
padshape used:
p08

typename: T0-100


typedate: Jul 2 1992 height: 4.9mm

scale: 3
rot: n

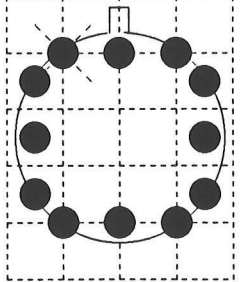
compdraw



silkscreen/pin numbering
name



outline/pads the cross is the ref point



grid dx, dy 100, 100mill
padshape used:
p08

typename: T0-101

typedate: Jul 28 1992 height: 4.7mm

scale: 2.93
rot: n



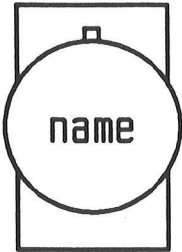
Dansk Data Elektronik A/S
Herlev Hovedgade 199
DK 2730 Herlev, Denmark
Tel. (+45) 42 84 50 11

Subdirectory: ic

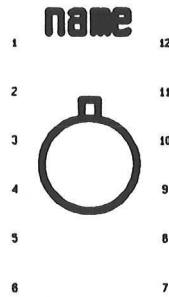
Date of print: Jul 30 1992

Page: 9

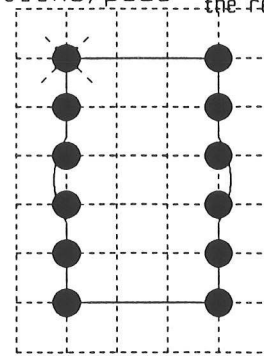
compdraw



silkscreen/pin numbering



outline/pads



the cross is the ref point

padshape used: p08
grid dx, dy 100, 100mil

typename: TO-101-stra

typedate: Jul 28 1992

height: not spec

scale: 2.57
rot: n


compdraw



silkscreen/pin numbering



outline/pads



the cross is the ref point

grid dx, dy 100, 100mil

padshape used: p08

typename: ZIP-16-tos

typedate: Jul 1 1992

height: 10.16mm

scale: 1.3
rot: n

compdraw



silkscreen/pin numbering



outline/pads



the cross is the ref point

grid dx, dy 100, 100mil

padshape used: p08

typename: ZIP-20-tos

typedate: Jul 1 1992


height: 10.16mm

scale: 1.3
rot: n

compdraw



silkscreen/pin numbering



outline/pads



the cross is the ref point

grid dx, dy 100, 100mil

padshape used: p08

typename: ZIP-28-tos

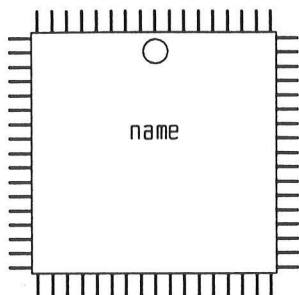
typedate: Jul 1 1992

height: 10.16mm

scale: 0.8
rot: n

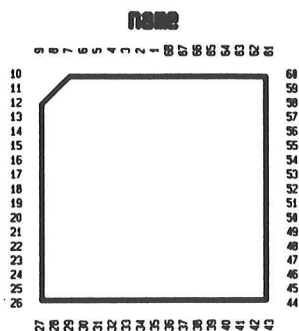


compdraw



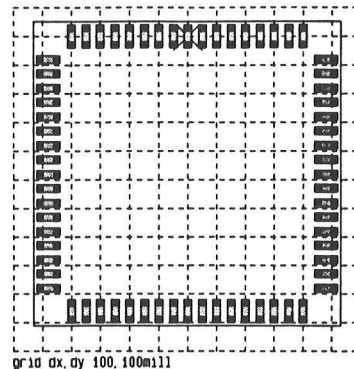
SMD

silkscreen/pin numbering



outline/pads

the cross is the ref point



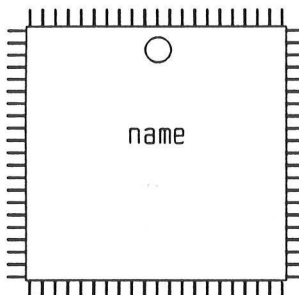
padshape used:
s20x6.3

typename: CLCC-68s

typedate: Jul 24 1992 height: not spec


scale: 1.5
rot: n

compdraw



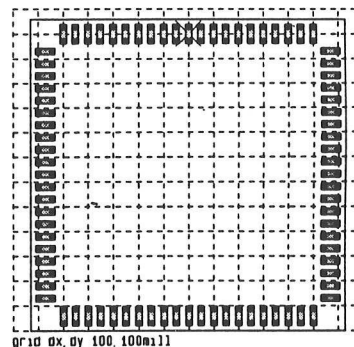
SMD

silkscreen/pin numbering



outline/pads

the cross is the ref point



padshape used:
s20x6.3

typename: CLCC-84s

typedate: Jul 24 1992 height: not spec

scale: 1.3
rot: n

compdraw

silkscreen/pin numbering

outline/pads

the cross is the ref point

padshape used:

typename:

typedate:

height:

scale:
rot:



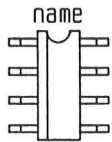
Dansk Data Elektronik A/S
 Herlev Hovedgade 199
 DK 2730 Herlev, Denmark
 Tel. (+45) 42 84 50 11

Subdirectory: ic

Date of print: Jul 30 1992

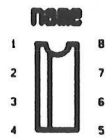
Page: 11

compdraw

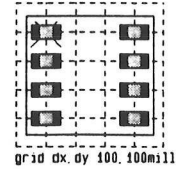


SMD

silkscreen/pin numbering



outline/pads the cross is the ref point



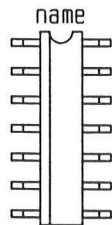
padshape used:
s25x12.5

typename: DIPL-08

typedate: Jun 25 1992 height: not spec

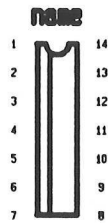
scale: 1.5
rot: n

compdraw

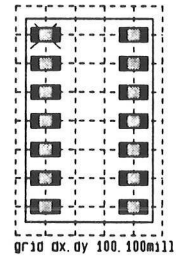


SMD

silkscreen/pin numbering



outline/pads the cross is the ref point



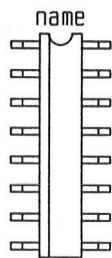
padshape used:
s25x12.5

typename: DIPL-14

typedate: Jun 25 1992 height: not spec

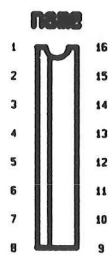
scale: 1.5
rot: n

compdraw

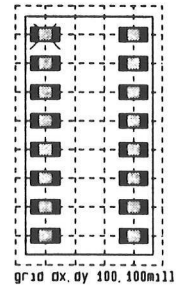


SMD

silkscreen/pin numbering



outline/pads the cross is the ref point



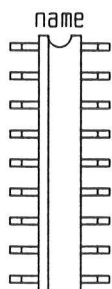
padshape used:
s25x12.5

typename: DIPL-16

typedate: Jun 25 1992 height: not spec

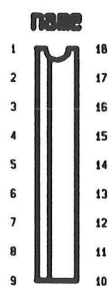
scale: 1.5
rot: n

compdraw

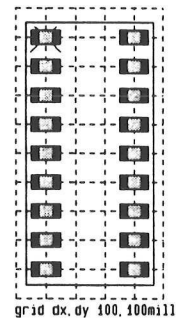


SMD

silkscreen/pin numbering



outline/pads the cross is the ref point



padshape used:
s25x12.5

typename: DIPL-18

typedate: Jun 25 1992 height: not spec

scale: 1.5
rot: n

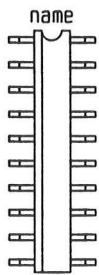


Dansk Data Elektronik A/S
Herlev Hovedgade 199
DK 2730 Herlev, Denmark
Tel. (+45) 42 84 50 11

Subdirectory: ic

Date of print: Jul 30 1992
Page: 12

compdraw

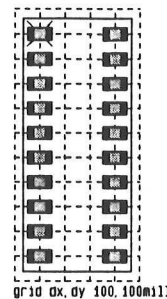


SMD

silkscreen/pin numbering



outline/pads



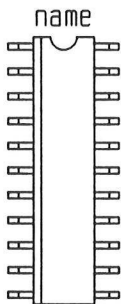
padshape used:
s25x12.5

typename: DIPL-20

typedate: Jun 25 1992 height: not spec

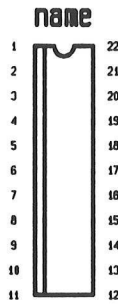
scale: 1.3
rot: n

compdraw

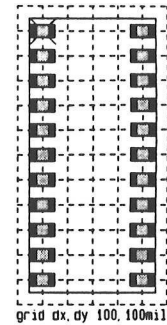


SMD

silkscreen/pin numbering



outline/pads



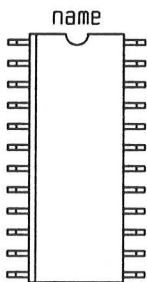
padshape used:
s25x12.5

typename: DIPL-22

typedate: Jun 25 1992 height: not spec

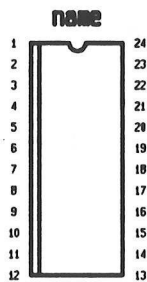
scale: 1.3
rot: n

compdraw




SMD

silkscreen/pin numbering



outline/pads



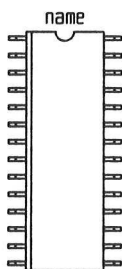
padshape used:
s25x12.5

typename: DIPL-24

typedate: Jun 25 1992 height: not spec

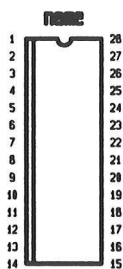
scale: 1.1
rot: n

compdraw




SMD

silkscreen/pin numbering



outline/pads



padshape used:
s25x12.5

typename: DIPL-28

typedate: Jun 25 1992 height: not spec

scale: 0.9
rot: n




Dansk Data Elektronik A/S
 Herlev Hovedgade 199
 DK 2730 Herlev, Denmark
 Tel. (+45) 42 84 50 11

Subdirectory: ic

Date of print: Jul 30 1992

Page: 13

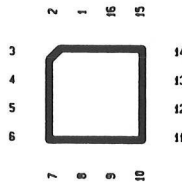
compdraw



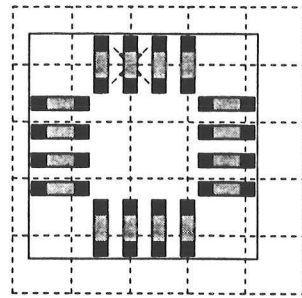
SMD

silkscreen/pin numbering

name



outline/pads the cross is the ref point



grid dx, dy 100, 100mil


padshape used: s25x6.3

typename: LCC-16s

typedate: Jul 23 1992 height: not spec

scale: 3 rot: n

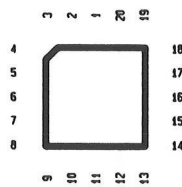
compdraw



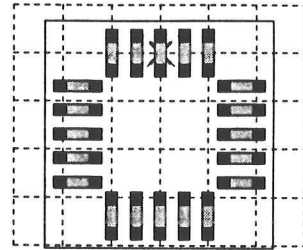
SMD

silkscreen/pin numbering

name



outline/pads the cross is the ref point



grid dx, dy 100, 100mil


padshape used: s25x6.3

typename: LCC-20s

typedate: Jul 23 1992 height: not spec

scale: 2.5 rot: n

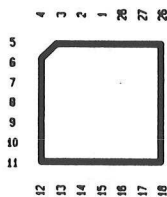
compdraw



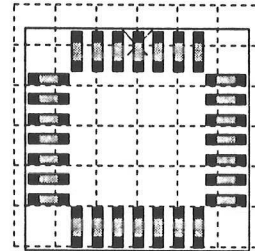
SMD

silkscreen/pin numbering

name



outline/pads the cross is the ref point



grid dx, dy 100, 100mil

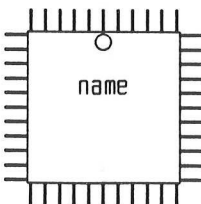
padshape used: s25x6.3

typename: LCC-28s

typedate: Jul 23 1992 height: not spec

scale: 2.1 rot: n

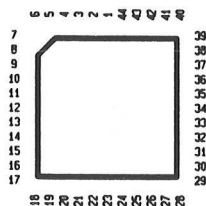
compdraw




SMD

silkscreen/pin numbering

name



outline/pads the cross is the ref point



grid dx, dy 100, 100mil

padshape used: s25x6.3

typename: LCC-44s

typedate: Jul 23 1992 height: not spec

scale: 1.5 rot: n



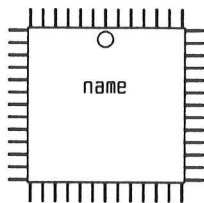
Dansk Data Elektronik A/S
Herlev Hovedgade 199
DK 2730 Herlev, Denmark
Tel. (+45) 42 84 50 11

Subdirectory: ic

Date of print: Jul 30 1992

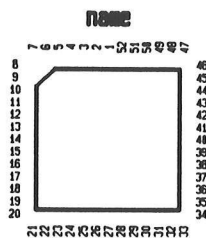
Page: 14

compdraw



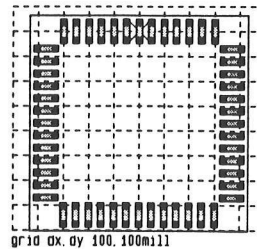
SMD

silkscreen/pin numbering



outline/pads

the cross is the ref point



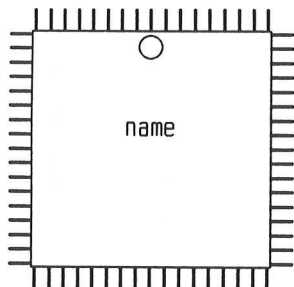
padshape used:
s25x6.3

typename: LCC-52s

typedate: Jul 23 1992 height: not spec

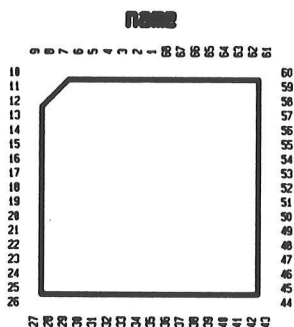
scale: 1.3
rot: n

compdraw



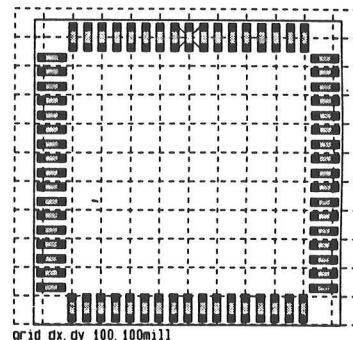
SMD

silkscreen/pin numbering



outline/pads

the cross is the ref point



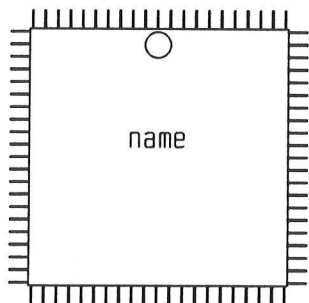
padshape used:
s25x6.3

typename: LCC-68s

typedate: Jul 27 1992 height: not spec

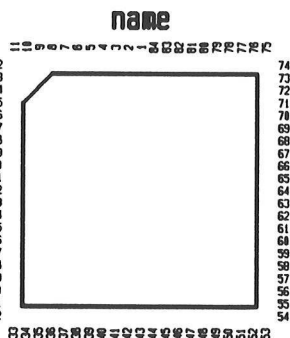
scale: 1.5
rot: n

compdraw



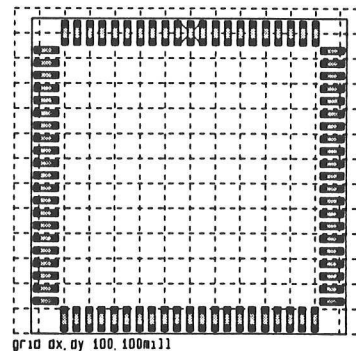
SMD

silkscreen/pin numbering



outline/pads

the cross is the ref point



padshape used:
s25x6.3

typename: LCC-84s

typedate: Jul 23 1992 height: not spec

scale: 1.3
rot: n



Dansk Data Elektronik A/S
 Herlev Hovedgade 199
 DK 2730 Herlev, Denmark
 Tel. (+45) 42 84 50 11

Subdirectory: ic



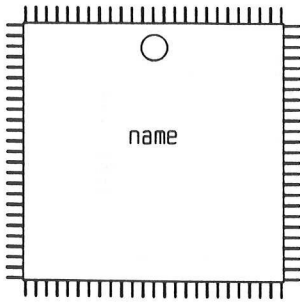
Date of print: Jul 30 1992

Page: 15

compdraw

silkscreen/pin numbering

outline/pads the cross is the ref point



SMD

padshape used:
s25x6.3

typename: LCC-100s



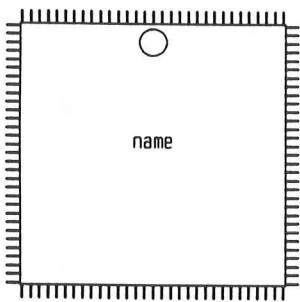
typedate: Jul 23 1992 height: not spec

scale: 1.1
rot: n

compdraw

silkscreen/pin numbering

outline/pads the cross is the ref point



SMD

padshape used:
s25x6.3

typename: LCC-124s


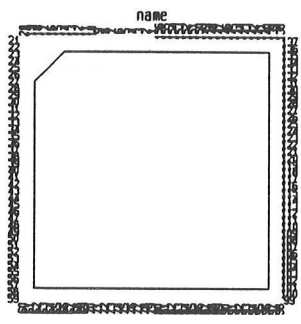

typedate: Jul 23 1992 height: not spec

scale: 0.9
rot: n

compdraw

silkscreen/pin numbering

outline/pads the cross is the ref point



SMD

padshape used:
s25x6.3

typename: LCC-156s

typedate: Jul 23 1992 height: not spec

scale: 0.7
rot: n

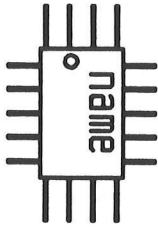


Dansk Data Elektronik A/S
Herlev Hovedgade 199
DK 2730 Herlev, Denmark
Tel. (+45) 42 84 50 11

Subdirectory: ic

Date of print: Jul 30 1992
Page: 16

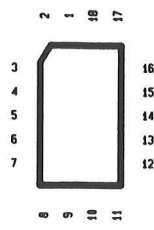
compdraw



SMD

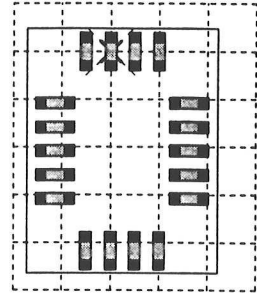
silkscreen/pin numbering

name



outline/pads

the cross is the ref point



grid dx, dy 100, 100mil


padshape used:
s20x6.3

typename: PLCC-18Jr

typedate: Jul 24 1992 height: not spec

scale: 2.5
rot: n

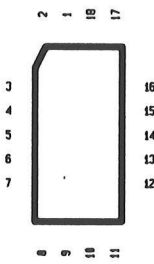
compdraw



SMD

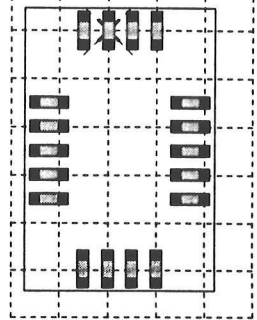
silkscreen/pin numbering

name



outline/pads

the cross is the ref point




padshape used:
s20x6.3

typename: PLCC-18LJr

typedate: Jul 24 1992 height: not spec

scale: 2.5
rot: n

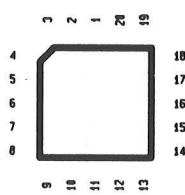
compdraw



SMD

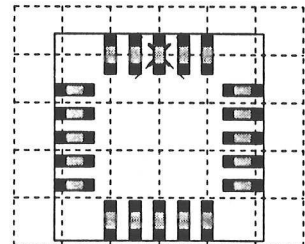
silkscreen/pin numbering

name



outline/pads

the cross is the ref point



grid dx, dy 100, 100mil

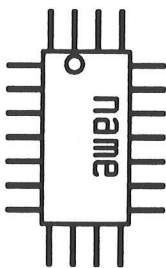
padshape used:
s20x6.3

typename: PLCC-20Js

typedate: Jul 24 1992 height: not spec

scale: 2.5
rot: n

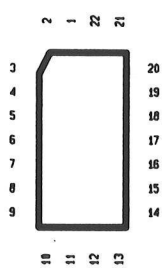
compdraw



SMD

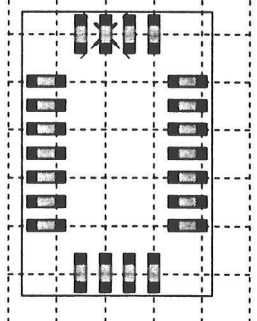
silkscreen/pin numbering

name



outline/pads

the cross is the ref point



padshape used:
s20x6.3

typename: PLCC-22Jr

typedate: Jul 24 1992 height: not spec

scale: 2.5
rot: n




Dansk Data Elektronik A/S
Herlev Hovedgade 199
DK 2730 Herlev, Denmark
Tel. (+45) 42 84 50 11

Subdirectory: ic


Date of print: Jul 30 1992
Page: 17

compdraw

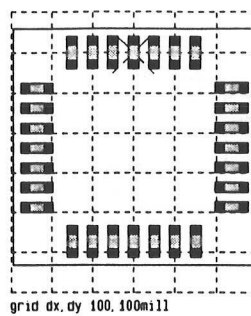


SMD

silkscreen/pin numbering



outline/pads the cross is the ref point



grid dx, dy 100, 100mill


padshape used: s20x6.3

typename: PLCC-28As

typedate: Jul 24 1992 height: not spec

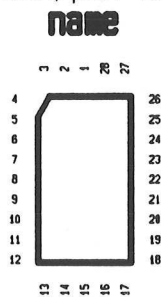
scale: 2.1 rot: n

compdraw

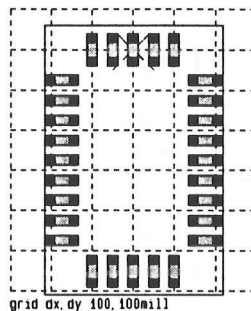


SMD

silkscreen/pin numbering



outline/pads the cross is the ref point



grid dx, dy 100, 100mill


padshape used: s20x6.3

typename: PLCC-28Jr

typedate: Jul 24 1992 height: not spec

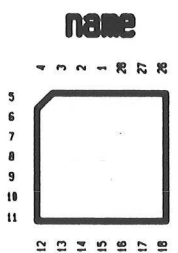
scale: 2.1 rot: n

compdraw

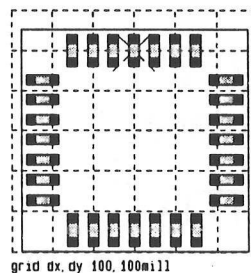


SMD

silkscreen/pin numbering



outline/pads the cross is the ref point



grid dx, dy 100, 100mill

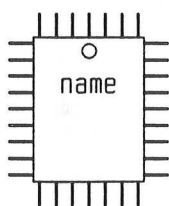
padshape used: s20x6.3

typename: PLCC-28Js

typedate: Jul 24 1992 height: not spec

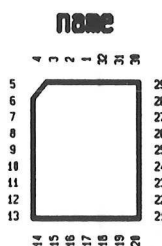
scale: 2.1 rot: n

compdraw

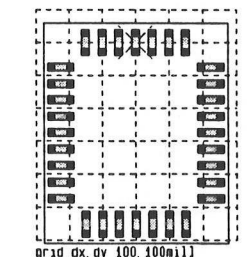


SMD

silkscreen/pin numbering



outline/pads the cross is the ref point



grid dx, dy 100, 100mill

padshape used: s20x6.3

typename: PLCC-32Jr

typedate: Jul 24 1992 height: not spec

scale: 1.7 rot: n

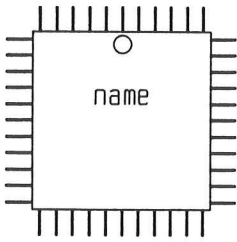


Dansk Data Elektronik A/S
 Herlev Hovedgade 199
 DK 2730 Herlev, Denmark
 Tel. (+45) 42 84 50 11

Subdirectory: ic

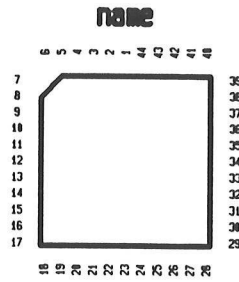
Date of print: Jul 30 1992
 Page: 18

compdraw

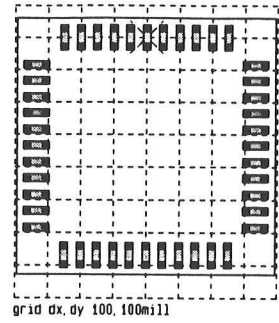


SMD

silkscreen/pin numbering



outline/pads the cross is the ref point



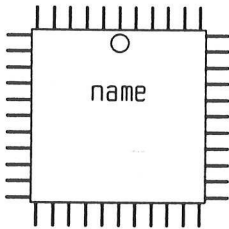
padshape used: s20x6.3

typename: PLCC-44As

typedate: Jul 24 1992 height: not spec

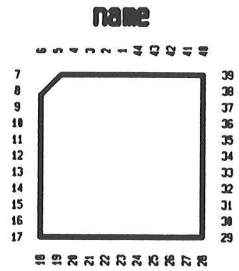
scale: 1.7 rot: n

compdraw

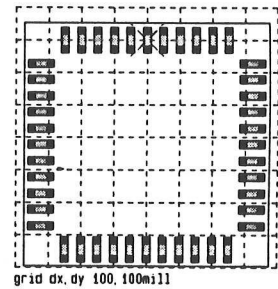


SMD

silkscreen/pin numbering



outline/pads the cross is the ref point



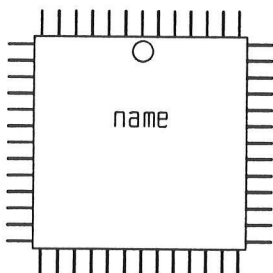
padshape used: s20x6.3

typename: PLCC-44Js

typedate: Jul 24 1992 height: not spec

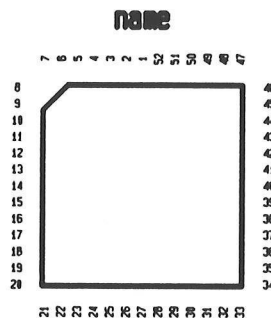
scale: 1.7 rot: n

compdraw

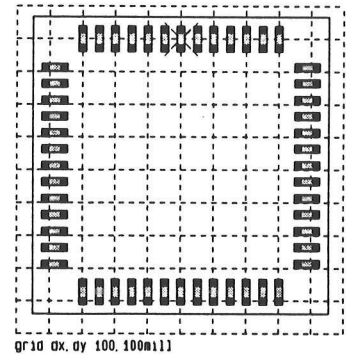


SMD

silkscreen/pin numbering



outline/pads the cross is the ref point



padshape used: s20x6.3

typename: PLCC-52As

typedate: Jul 24 1992 height: not spec

scale: 1.7 rot: n



Dansk Data Elektronik A/S
 Herlev Hovedgade 199
 DK 2730 Herlev, Denmark
 Tel. (+45) 42 84 50 11

Subdirectory: ic

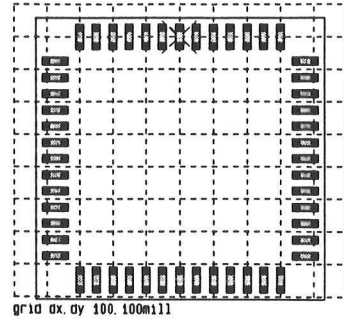
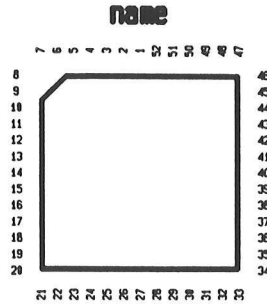
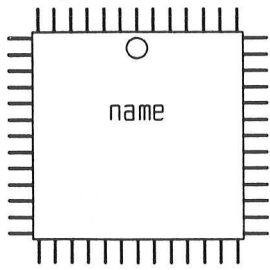
Date of print: Jul 30 1992

Page: 19

compdraw

silkscreen/pin numbering

outline/pads the cross is the ref point



SMD

padshape used:
s20x6.3

typename: PLCC-52Js

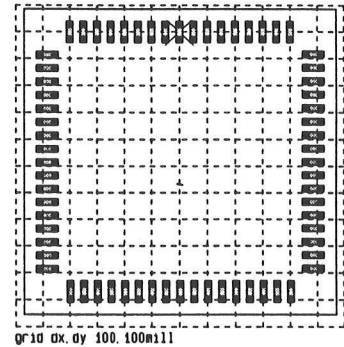
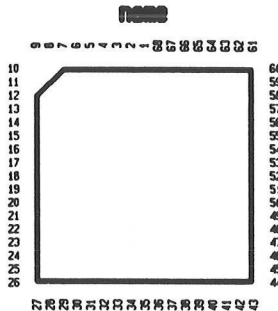
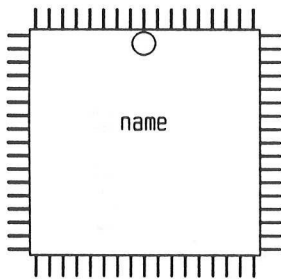
typedate: Jul 24 1992 height: not spec

scale: 1.7
rot: n

compdraw

silkscreen/pin numbering

outline/pads the cross is the ref point



SMD

padshape used:
s20x6.3

typename: PLCC-68As

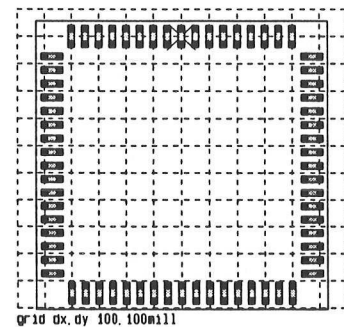
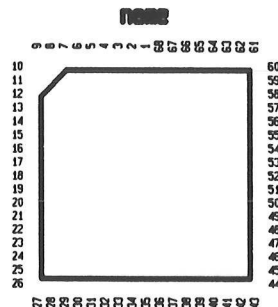
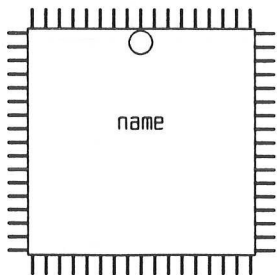
typedate: Jul 24 1992 height: not spec

scale: 1.4
rot: n

compdraw

silkscreen/pin numbering

outline/pads the cross is the ref point



SMD

padshape used:
s20x6.3

typename: PLCC-68Js

typedate: Jul 24 1992 height: not spec

scale: 1.4
rot: n

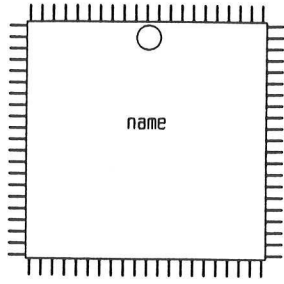


Dansk Data Elektronik A/S
 Herlev Hovedgade 199
 DK 2730 Herlev, Denmark
 Tel. (+45) 42 84 50 11

Subdirectory: ic


Date of print: Jul 30 1992
 Page: 20

compdraw

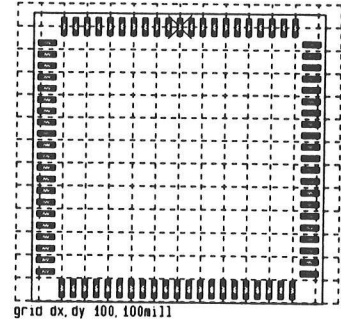


SMD

silkscreen/pin numbering



outline/pads the cross is the ref point



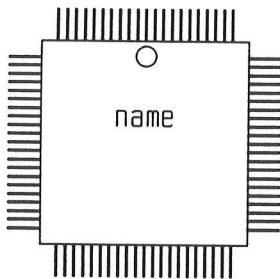
padshape used: s20x6.3

typename: PLCC-84Js

typedate: Jul 24 1992 height: not spec

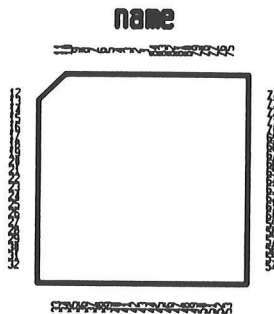
scale: 1.2 rot: n

compdraw

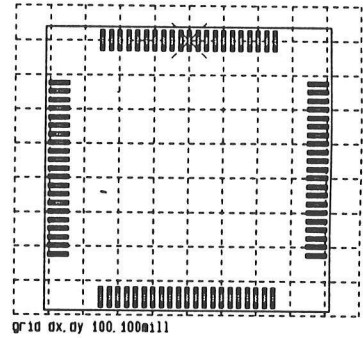


SMD

silkscreen/pin numbering



outline/pads the cross is the ref point



padshape used: s15x3

typename: PLCC-84sm

typedate: Jul 24 1992 height: not spec

scale: 1.8 rot: n

compdraw

silkscreen/pin numbering

outline/pads the cross is the ref point

padshape used:

typename:

typedate:

height:

scale: rot:



Dansk Data Elektronik A/S
 Herlev Hovedgade 199
 DK 2730 Herlev, Denmark
 Tel. (+45) 42 84 50 11

Subdirectory: ic


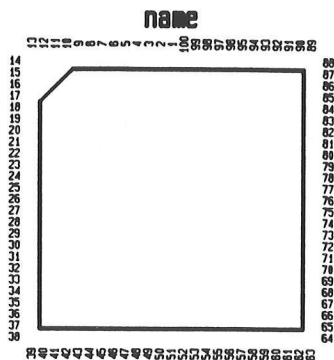
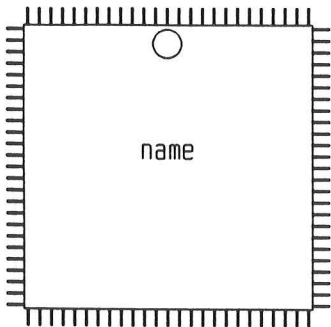
Date of print: Jul 30 1992

Page: 21

compdraw

silkscreen/pin numbering

outline/pads the cross is the ref point



SMD

padshape used:
s20x6.3

typename: PLCC-100Js


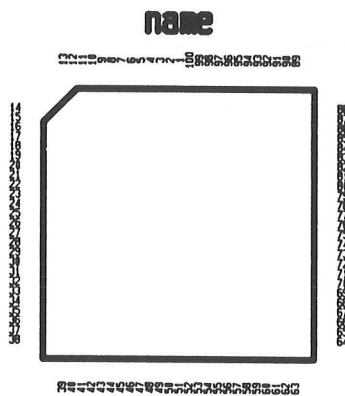
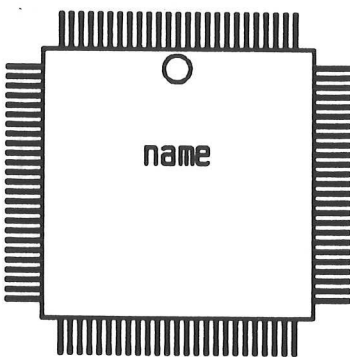
typedate: Jul 24 1992 height: not spec

scale: 1.2
rot: n

compdraw

silkscreen/pin numbering

outline/pads the cross is the ref point



SMD

padshape used:
s15x3

typename: PLCC-100sm

typedate: Jul 24 1992 height: not spec

scale: 2.0
rot: n



Dansk Data Elektronik A/S
 Herlev Hovedgade 199
 DK 2730 Herlev, Denmark
 Tel. (+45) 42 84 50 11

Subdirectory: ic



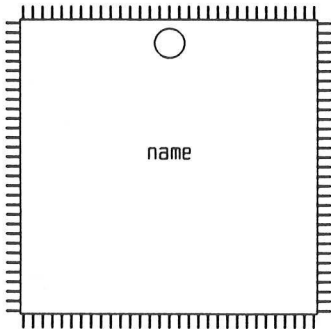
Date of print: Jul 30 1992

Page: 22

compdraw

silkscreen/pin numbering

outline/pads the cross is the ref point



SMD

padshape used:
s20x6.3

typename: PLCC-124Js

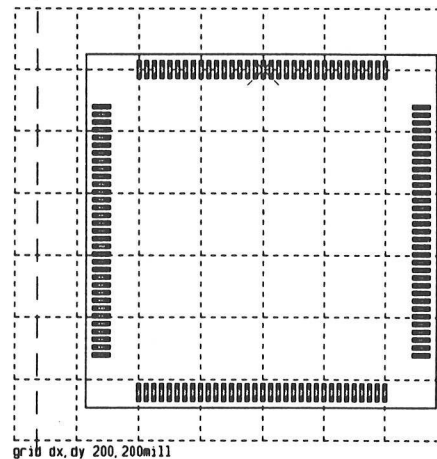

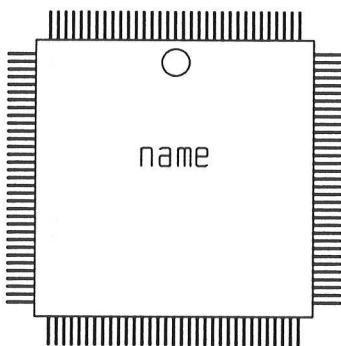
typedate: Jul 24 1992 height: not spec

scale: 1
rot: n

compdraw

silkscreen/pin numbering

outline/pads the cross is the ref point



SMD

padshape used:
s15x3

typename: PLCC-132sm

typedate: Jul 24 1992 height: not spec

scale: 1.6
rot: n



Dansk Data Elektronik A/S
 Herlev Hovedgade 199
 DK 2730 Herlev, Denmark
 Tel. (+45) 42 84 50 11

Subdirectory: ic



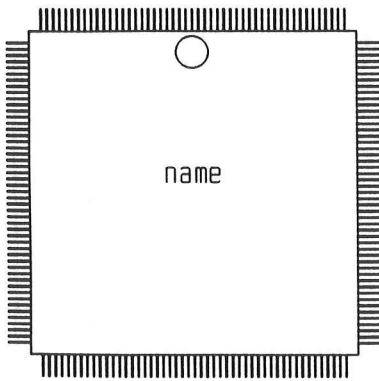
Date of print: Jul 30 1992
 Page: 23

compdraw

silkscreen/pin numbering

outline/pads

the cross is
the ref point



grid dx, dy 200, 200mil

SMD

padshape used:
s15x3

typename: PLCC-196sm

typedate: Jul 24 1992 height: not spec




scale: 1.3
rot: n

compdraw

silkscreen/pin numbering

outline/pads

the cross is
the ref point



grid dx, dy 200, 200mil

SMD

padshape used:
s15x3

typename: PLCC-244sm

typedate: Jul 24 1992 height: not spec

scale: 1.1
rot: n




Dansk Data Elektronik A/S
Herlev Hovedgade 199
DK 2730 Herlev, Denmark
Tel. (+45) 42 84 50 11

Subdirectory: ic

Date of print: Jul 30 1992

Page: 24

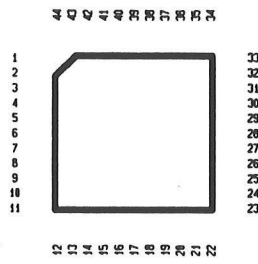
compdraw



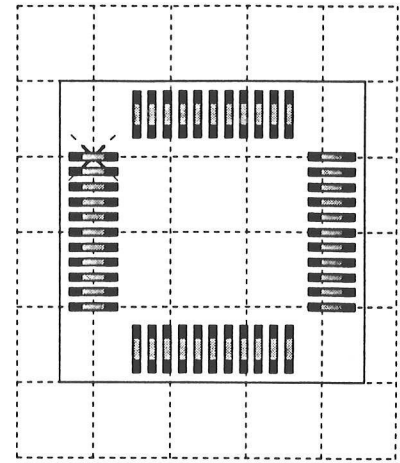
SMD

silkscreen/pin numbering

name



outline/pads the cross is the ref point




grid dx, dy 4, 4mm
padshape used:
s25x4

typename: QFP-44s

typedate: Jul 23 1992 height: not spec

scale: 2.5
rot: n

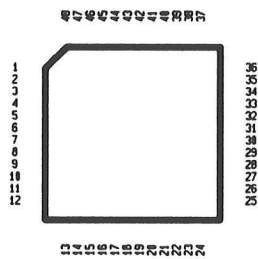
compdraw



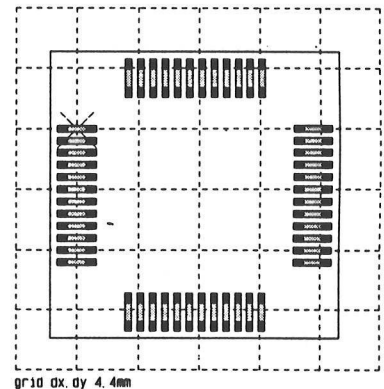
SMD

silkscreen/pin numbering

name



outline/pads the cross is the ref point



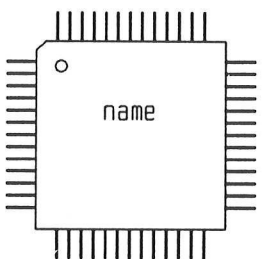
grid dx, dy 4, 4mm
padshape used:
s25x4

typename: QFP-48s

typedate: Jul 23 1992 height: not spec

scale: 2.0
rot: n

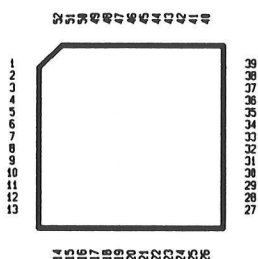
compdraw



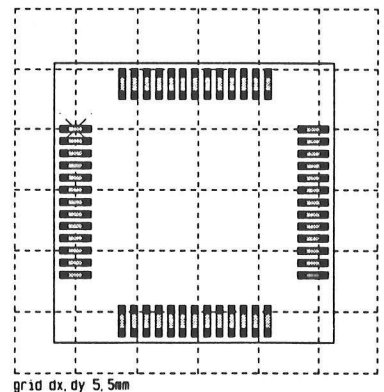
SMD

silkscreen/pin numbering

name



outline/pads the cross is the ref point



grid dx, dy 5, 5mm
padshape used:
s25x5

typename: QFP-52s

typedate: Jul 23 1992 height: not spec

scale: 1.6
rot: n




Dansk Data Elektronik A/S
Herlev Hovedgade 199
DK 2730 Herlev, Denmark
Tel. (+45) 42 84 50 11

Subdirectory: ic

Date of print: Jul 30 1992

Page: 25

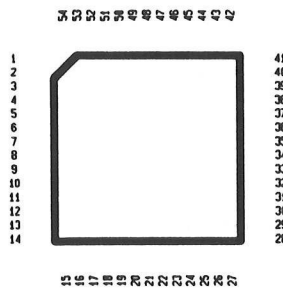
compdraw



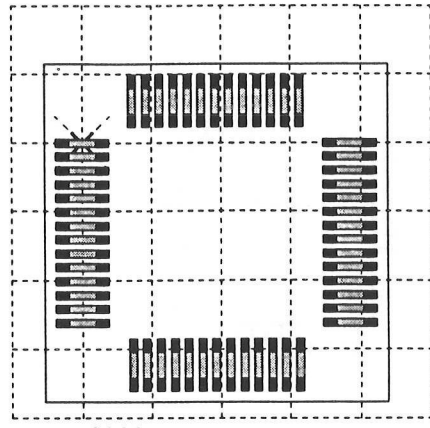
SMD

silkscreen/pin numbering

name



outline/pads the cross is the ref point



grid dx, dy 3, 3, 3mm

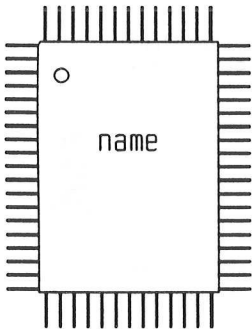
padshape used: s25x3.5

typename: QFP-54r

typedate: Jul 23 1992 height: not spec

scale: 2.8 rot: n

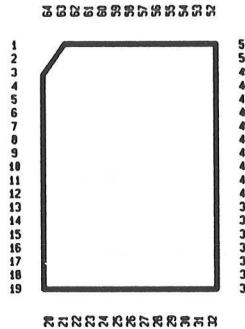
compdraw




SMD

silkscreen/pin numbering

name



outline/pads the cross is the ref point



grid dx, dy 5, 5mm


padshape used: s25x5

typename: QFP-64r

typedate: Jul 23 1992 height: not spec

scale: 1.8 rot: n


compdraw




SMD

silkscreen/pin numbering

name



outline/pads the cross is the ref point



padshape used: s25x4

grid dx, dy 4, 4mm

typename: QFP-70r

typedate: Jul 23 1992 height: not spec

scale: 2.0 rot: n




Dansk Data Elektronik A/S
 Herlev Hovedgade 199
 DK 2730 Herlev, Denmark
 Tel. (+45) 42 84 50 11

Subdirectory: ic

Date of print: Jul 30 1992
 Page: 26


compdraw



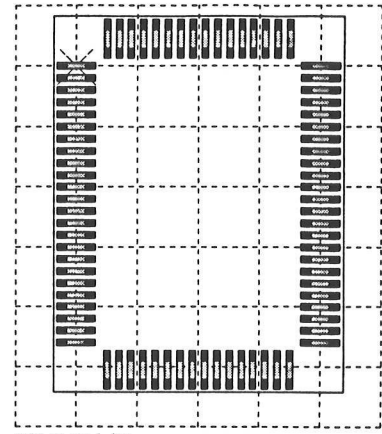
SMD

silkscreen/pin numbering

name



outline/pads the cross is the ref point



grid dx,dy 4,4mm


padshape used:
s25x4

typename: QFP-80r

typedate: Jul 23 1992 height: not spec

scale: 2.0
rot: n

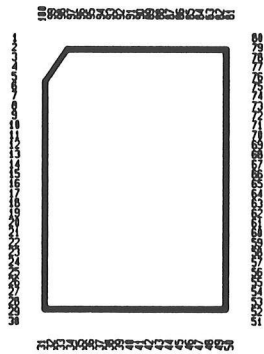
compdraw



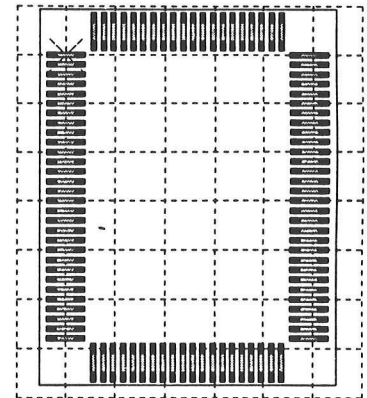
SMD

silkscreen/pin numbering

name



outline/pads the cross is the ref point



grid dx,dy 3.3,3.3mm

padshape used:
s25x3.5

typename: QFP-100r

typedate: Jul 23 1992 height: not spec

scale: 2.0
rot: n

compdraw

silkscreen/pin numbering

outline/pads the cross is the ref point

padshape used:

typename:

typedate:

height:

scale:
rot:



Dansk Data Elektronik A/S
 Herlev Hovedgade 199
 DK 2730 Herlev, Denmark
 Tel. (+45) 42 84 50 11

Subdirectory: ic

Date of print: Jul 30 1992

Page: 27

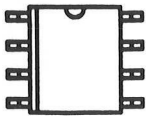
compdraw

silkscreen/pin numbering

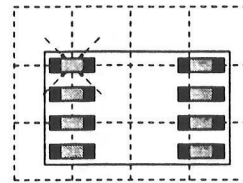
outline/pads

the cross is the ref point

name



name



grid dx, dy 100, 100mil

SMD

padshape used:
s20x6.3

typename: SO-08

typedate: Jun 25 1992 height: not spec

scale: 3
rot: n

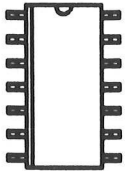
compdraw

silkscreen/pin numbering

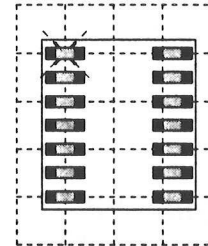
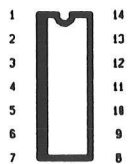
outline/pads

the cross is the ref point

name



name



grid dx, dy 100, 100mil

SMD

padshape used:
s20x6.3

typename: SO-14

typedate: Jun 25 1992 height: not spec

scale: 2.5
rot: n

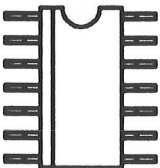
compdraw

silkscreen/pin numbering

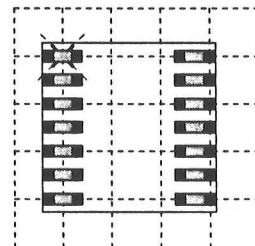
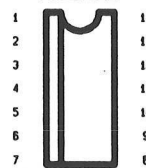
outline/pads

the cross is the ref point

name



name



grid dx, dy 100, 100mil

SMD

padshape used:
s20x6.3

typename: SO-14J

typedate: Jun 25 1992 height: not spec

scale: 2.5
rot: n


compdraw

silkscreen/pin numbering

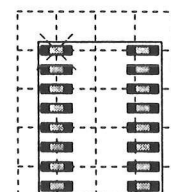
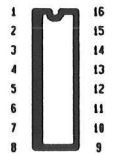
outline/pads

the cross is the ref point

name



name



grid dx, dy 100, 100mil

SMD

padshape used:
s20x6.3

typename: SO-16

typedate: Jun 25 1992 height: not spec

scale: 2.0
rot: n



Dansk Data Elektronik A/S
Herlev Hovedgade 199
DK 2730 Herlev, Denmark
Tel. (+45) 42 84 50 11

Subdirectory: ic

Date of print: Jul 30 1992
Page: 28

compdraw	silkscreen/pin numbering	outline/pads <small>the cross is the ref point</small>
SMD		padshape used: s20x6.3

typename: SO-16J typedate: Jun 25 1992 height: not spec scale: 2.0
 rot: n

compdraw	silkscreen/pin numbering	outline/pads <small>the cross is the ref point</small>
SMD		padshape used: s20x6.3

typename: SO-18J typedate: Jun 25 1992 height: not spec scale: 1.8
 rot: n

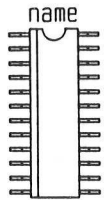
compdraw	silkscreen/pin numbering	outline/pads <small>the cross is the ref point</small>
SMD		padshape used: s20x6.3

typename: SO-20J typedate: Jun 25 1992 height: not spec scale: 1.6
 rot: n

compdraw	silkscreen/pin numbering	outline/pads <small>the cross is the ref point</small>
SMD		padshape used: s20x6.3

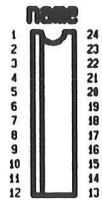
typename: SO-22J typedate: Jun 25 1992 height: not spec scale: 1.6
 rot: n

compdraw

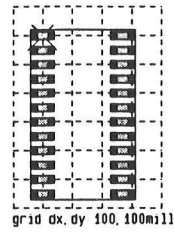


SMD

silkscreen/pin numbering



outline/pads



the cross is the ref point

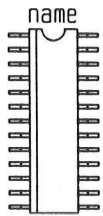
padshape used:
s20x6.3

typename: SO-24J

typedate: Jun 25 1992 height: not spec

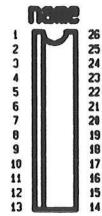
scale: 1.5
rot: n

compdraw

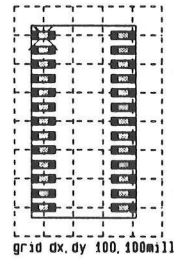


SMD

silkscreen/pin numbering



outline/pads



the cross is the ref point

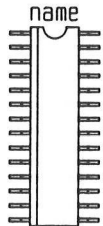
padshape used:
s20x6.3

typename: SO-26J

typedate: Jun 25 1992 height: not spec

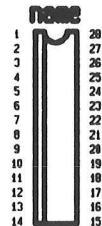
scale: 1.5
rot: n

compdraw

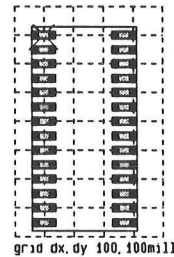


SMD

silkscreen/pin numbering



outline/pads



the cross is the ref point


padshape used:
s20x6.3

typename: SO-28J

typedate: Jun 25 1992 height: not spec


scale: 1.5
rot: n

compdraw

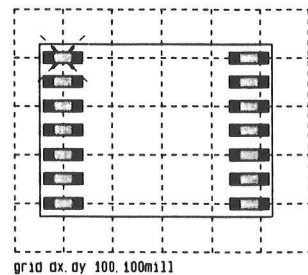


SMD

silkscreen/pin numbering



outline/pads



the cross is the ref point

padshape used:
s20x6.3


typename: SOL-14

typedate: Jun 25 1992 height: not spec

scale: 2.5
rot: n

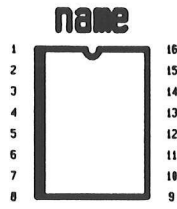


compdraw



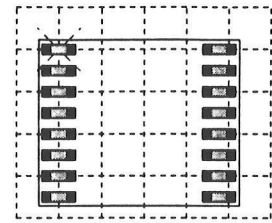
SMD

silkscreen/pin numbering



outline/pads

the cross is the ref point



grid dx, dy 100, 100mil

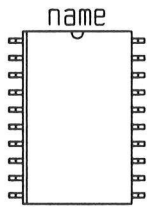
padshape used:
s20x6.3

typename: SOL-16

typedate: Jun 25 1992 height: not spec

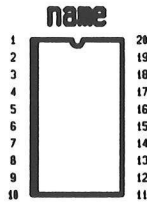
scale: 2.2
rot: n

compdraw



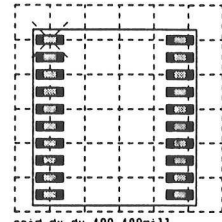
SMD

silkscreen/pin numbering



outline/pads

the cross is the ref point



grid dx, dy 100, 100mil


padshape used:
s20x6.3

typename: SOL-20

typedate: Jun 25 1992 height: not spec

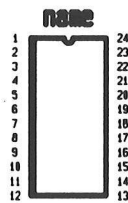
scale: 1.8
rot: n

compdraw



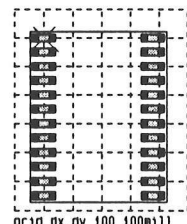
SMD

silkscreen/pin numbering



outline/pads

the cross is the ref point



grid dx, dy 100, 100mil


padshape used:
s20x6.3

typename: SOL-24

typedate: Jun 25 1992 height: not spec


scale: 1.5
rot: n

compdraw




SMD

silkscreen/pin numbering



outline/pads

the cross is the ref point



grid dx, dy 100, 100mil

padshape used:
s20x6.3

typename: SOL-28

typedate: Jun 25 1992 height: not spec

scale: 1.5
rot: n



Dansk Data Elektronik A/S
 Herlev Hovedgade 199
 DK 2730 Herlev, Denmark
 Tel. (+45) 42 84 50 11

Subdirectory: ic

Date of print: Jul 30 1992

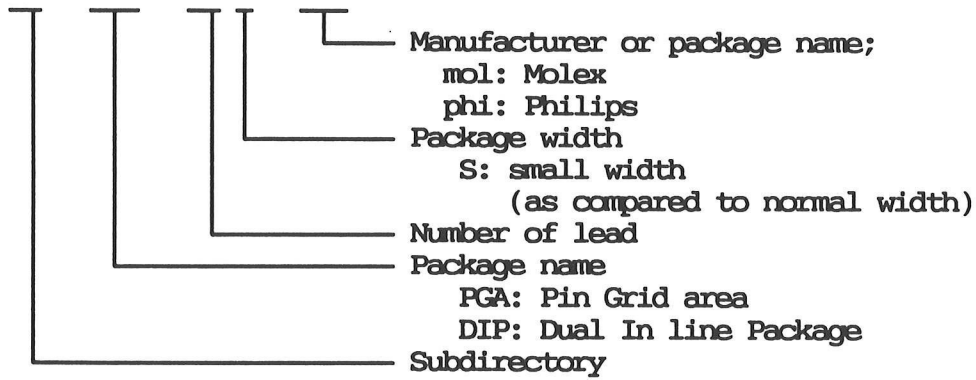
Page: 31

Library

Sockets for ICs

Including sockets for PLCC, PGA, DIP, SIP and gate arrays

soc/ DIP - 20 S - mol

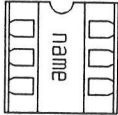


Applied manufacturers : Molex

Directory list:

DIP-06-mol	DIP-14-mol	DIP-20-mol	DIP-28-mol
DIP-08-mol	DIP-16-mol	DIP-22-mol	DIP-40-mol
DIP-10-mol	DIP-18-mol	DIP-24-mol	

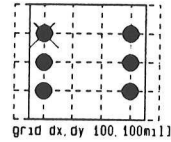
compdraw



silkscreen/pin numbering



outline/pads the cross is the ref point



padshape used:
p09

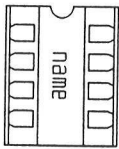
typename: DIP-06-m01

typedate: Jul 9 1992

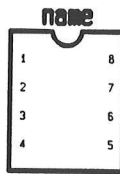
height: 4.95mm

scale: 1.5
rot: n

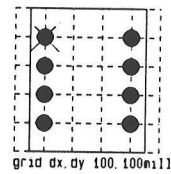
compdraw



silkscreen/pin numbering



outline/pads the cross is the ref point



padshape used:
p09

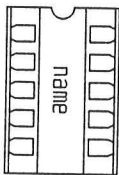
typename: DIP-08-m01

typedate: Jul 2 1992

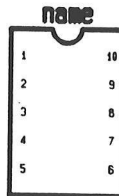
height: 4.95mm

scale: 1.5
rot: n

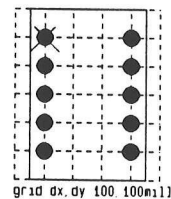
compdraw



silkscreen/pin numbering



outline/pads the cross is the ref point



padshape used:
p09

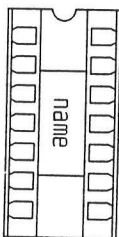
typename: DIP-10-m01

typedate: Jul 2 1992


height: 4.95mm

scale: 1.5
rot: n

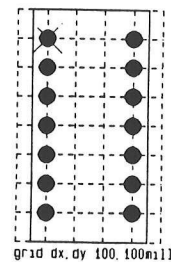
compdraw



silkscreen/pin numbering



outline/pads the cross is the ref point



padshape used:
p09

typename: DIP-14-m01

typedate: Jul 2 1992

height: 4.95mm

scale: 1.5
rot: n



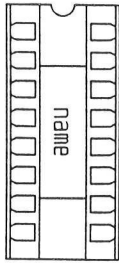
Dansk Data Elektronik A/S
Herlev Hovedgade 199
DK 2730 Herlev, Denmark
Tel. (+45) 42 84 50 11

Subdirectory: soc


Date of print: Jul 20 1992

Page: 1

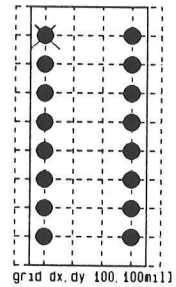
compdraw



silkscreen/pin numbering



outline/pads the cross is the ref point



padshape used:
p09

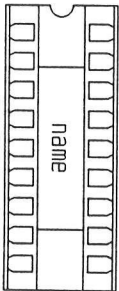
typename: DIP-16-mol

typedate: Jul 2 1992

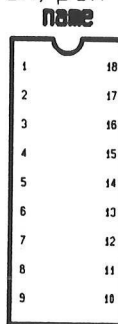
height: 4.95mm

scale: 1.5
rot: n

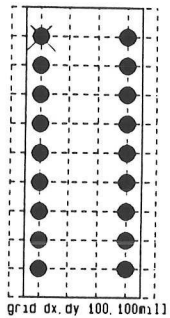
compdraw



silkscreen/pin numbering



outline/pads the cross is the ref point



padshape used:
p09

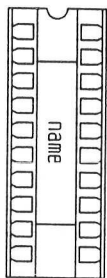
typename: DIP-18-mol

typedate: Jul 7 1992

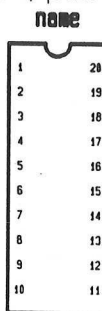
height: 4.95mm

scale: 1.5
rot: n

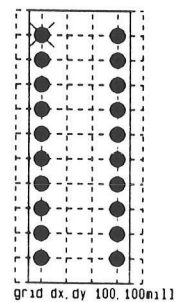
compdraw



silkscreen/pin numbering



outline/pads the cross is the ref point



padshape used:
p09

typename: DIP-20-mol

typedate: Jul 2 1992

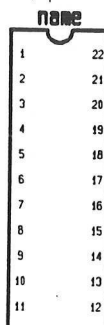
height: 4.95mm

scale: 1.3
rot: n

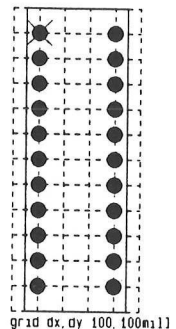
compdraw



silkscreen/pin numbering



outline/pads the cross is the ref point



padshape used:
p09

typename: DIP-22-mol

typedate: Jul 2 1992

height: 4.95mm

scale: 1.3
rot: n

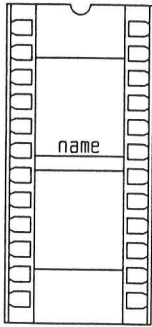


Dansk Data Elektronik A/S
Herlev Hovedgade 199
DK 2730 Herlev, Denmark
Tel. (+45) 42 84 50 11


Subdirectory: soc

Date of print: Jul 20 1992
Page: 2

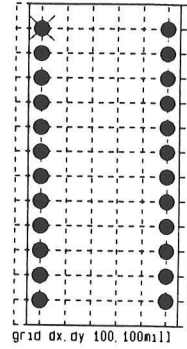
compdraw



silkscreen/pin numbering



outline/pads the cross is the ref point



padshape used
p09

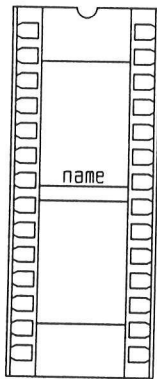
typename: DIP-24-m01

typedate: Jul 2 1992


height: 4.95mm

scale: 1.3
rot. n

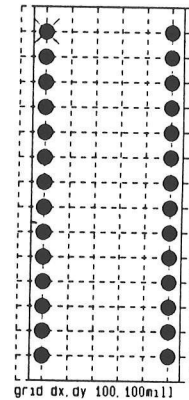
compdraw



silkscreen/pin numbering



outline/pads the cross is the ref point



padshape used
p09

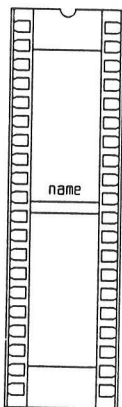
typename: DIP-28-m01

typedate: Jul 2 1992


height: 4.95mm

scale: 1.3
rot. n

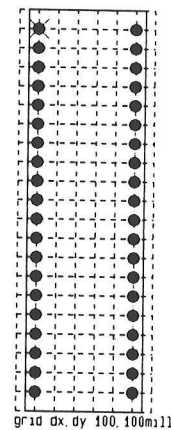
compdraw



silkscreen/pin numbering



outline/pads the cross is the ref point



padshape used
p09

typename: DIP-40-m01

typedate: Jul 2 1992

height: 4.95mm

scale: 1.0
rot. n



Dansk Data Elektronik A/S
Herlev Hovedgade 199
DK 2730 Herlev, Denmark
Tel. (+45) 42 84 50 11

Subdirectory: soc

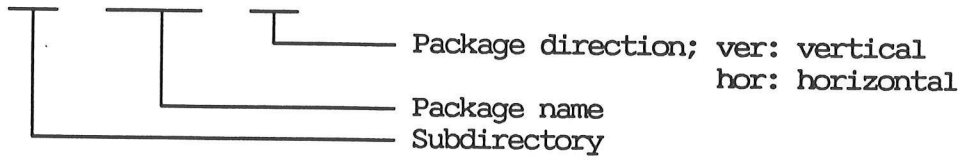
Date of print: Jul 20 1992

Page: 3

Library

Crystals

cry / HC-42T - ver



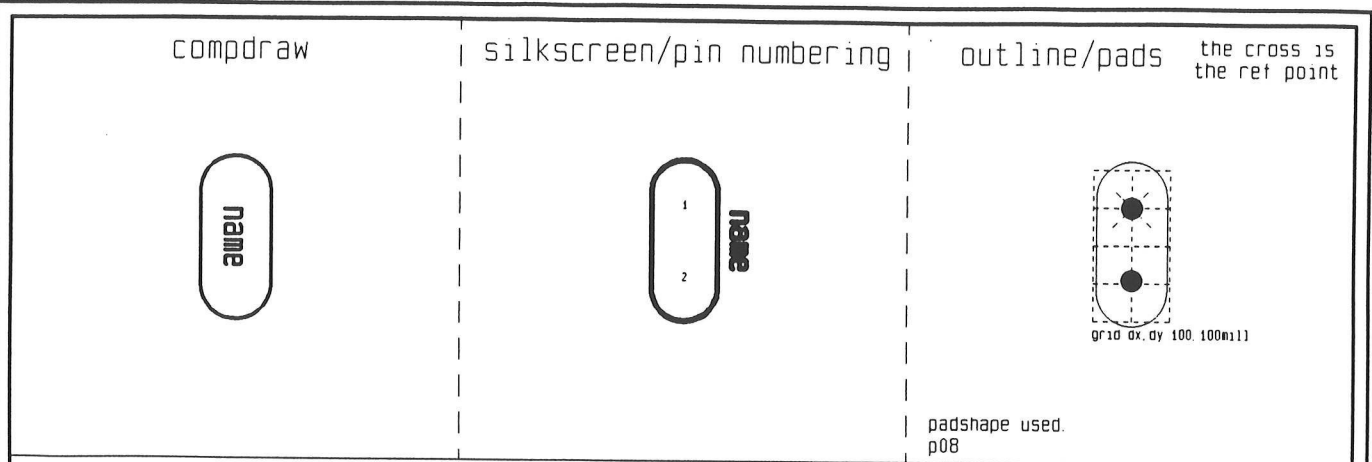
Applied manufacturers : MEC

Reference list for other crystal packages

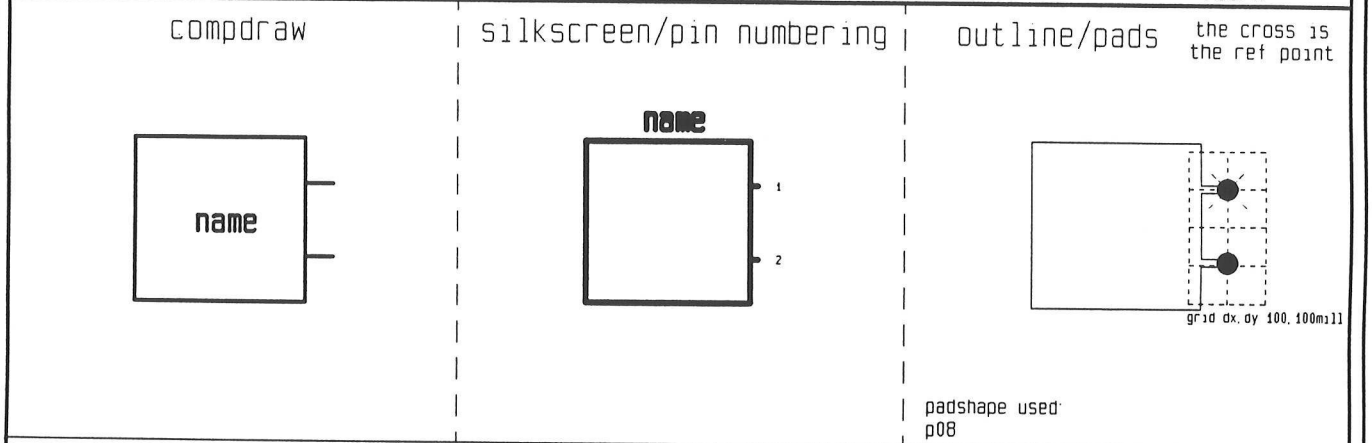
package	reference
HC-49U	HC-18U
HC-49T	HC-18T
HC-50U	HC-25U
HC-50T	HC-25T
HC-6W	HC-33U
HC-51U	HC-33U
HC-48U	HC-6U
UM-1	HC-45U

Directory list:

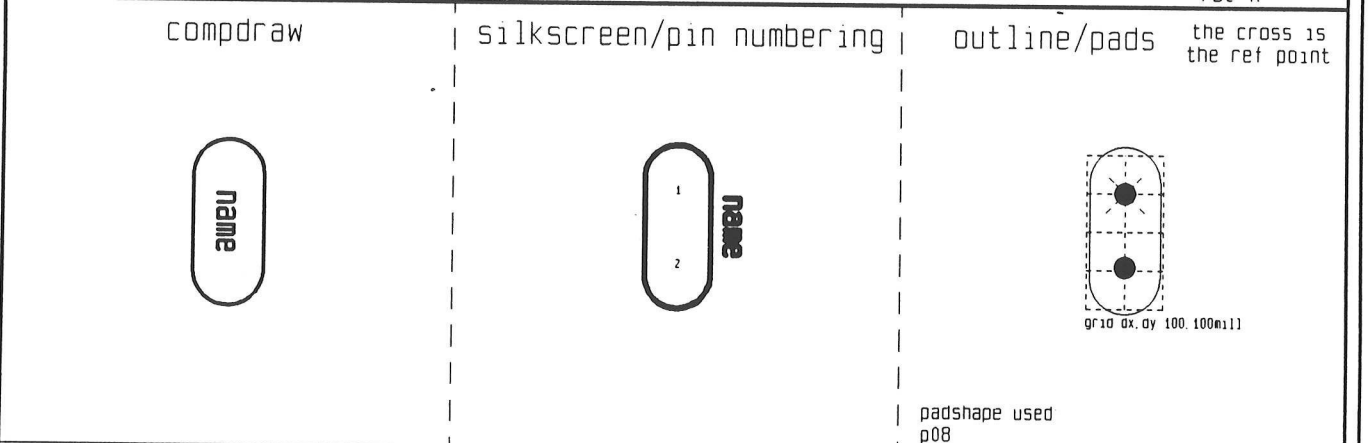
HC-18T	HC-33U	HC-43T	HC-47U-axial
HC-18T-axial	HC-33U-axial	HC-43T-axial	HC-49U-S
HC-18U	HC-36U	HC-43U	HC-6U
HC-18U-axial	HC-42T	HC-43U-axial	TO-5
HC-25T	HC-42T-axial	HC-45U	UM-1-T
HC-25T-axial	HC-42U	HC-45U-axial	xtal14
HC-25U	HC-42U-axial	HC-47U	xtal8
HC-25U-axial			



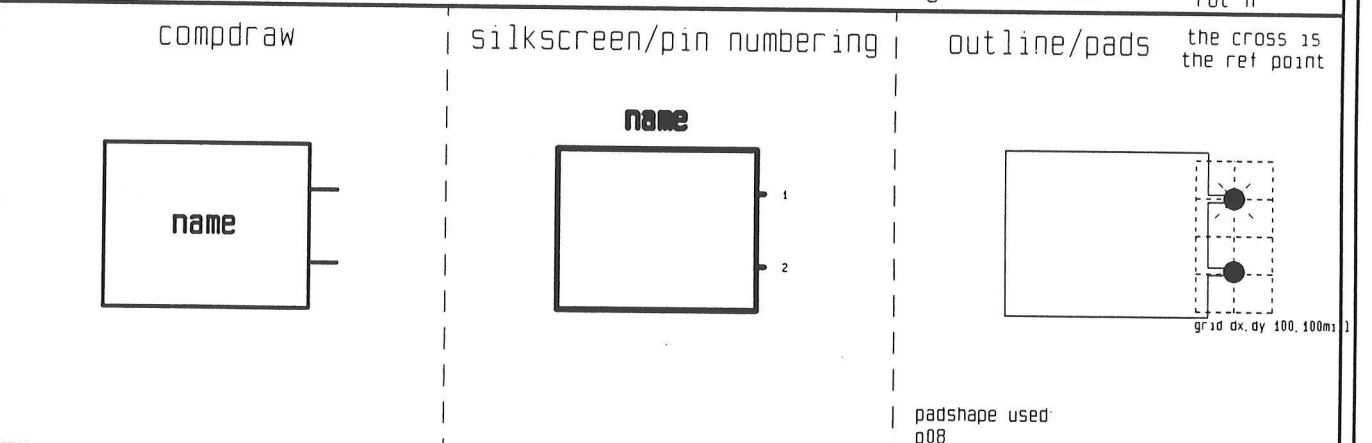
typename: HC-18T typedate: Jul 2 1992 height: 11.2mm scale: 2
rot: n



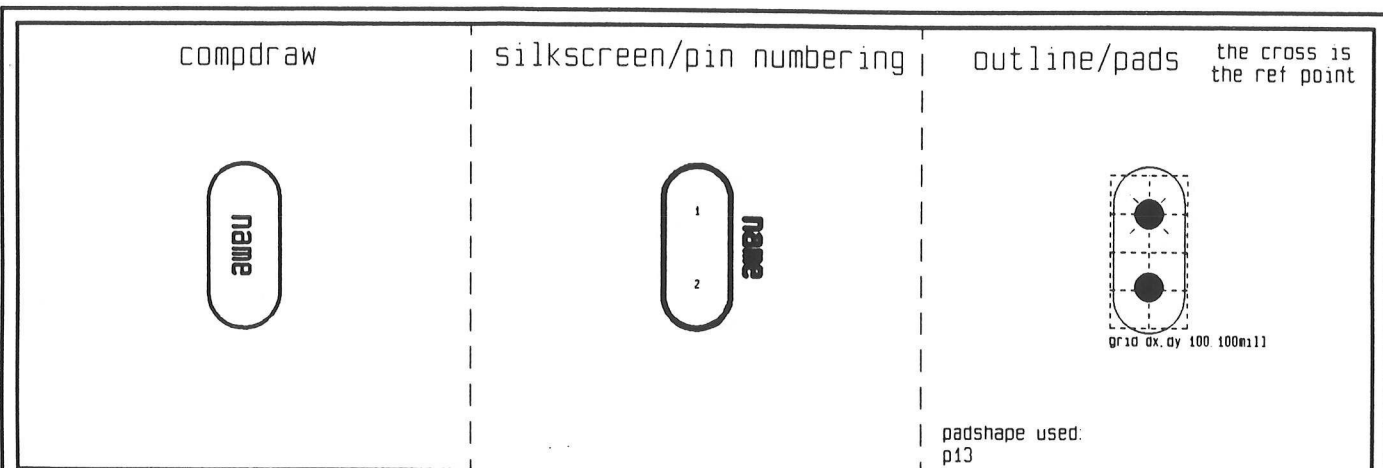
typename: HC-18T-axial typedate: Jul 2 1992 height: 4.7mm scale: 2
rot: n



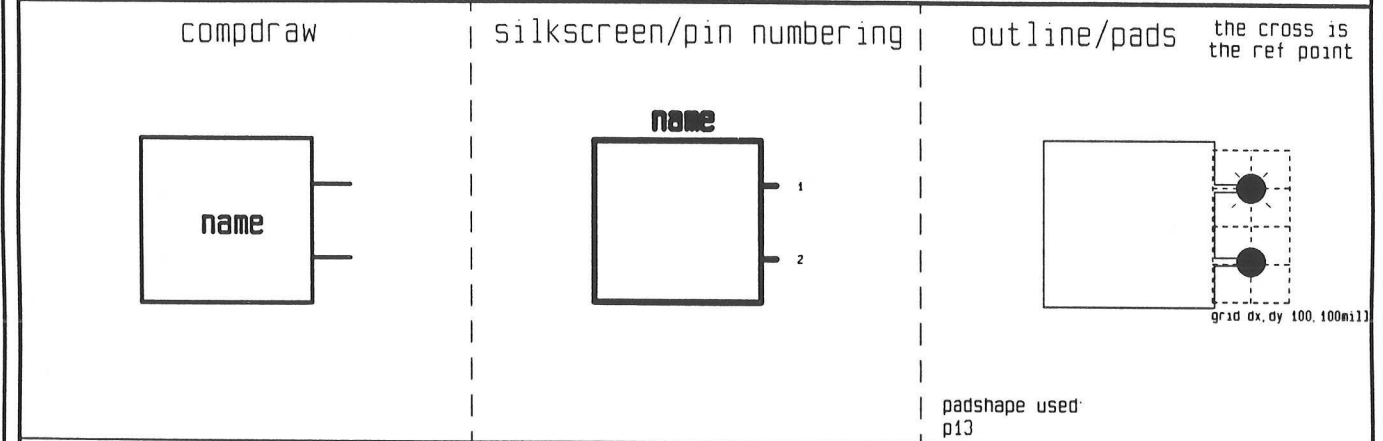
typename: HC-18U typedate: Jul 2 1992 height: 13.4mm scale: 2
rot: n



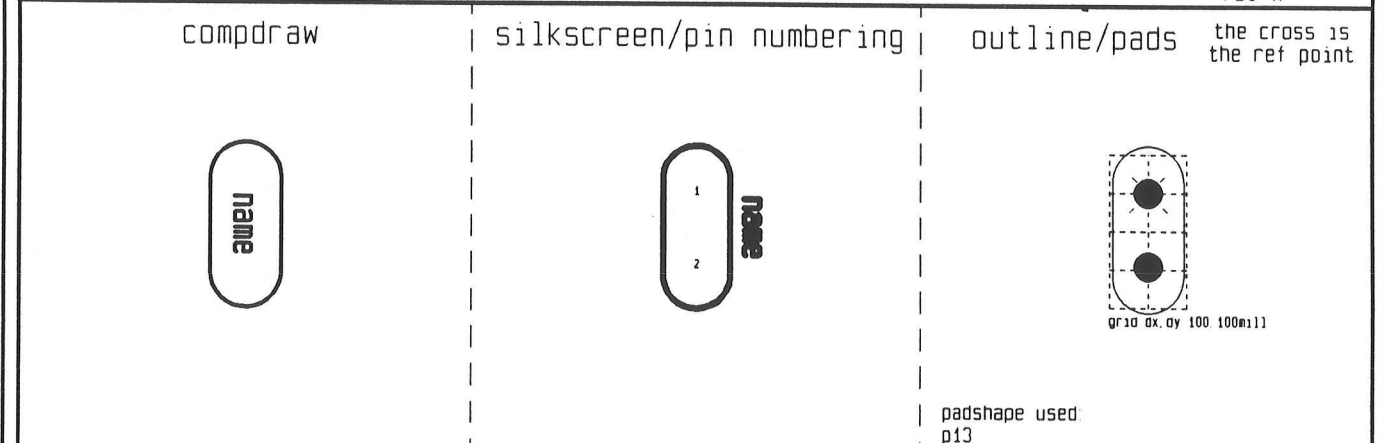
typename: HC-18U-axial typedate: Jul 2 1992 height: 4.7mm scale: 2
rot: n



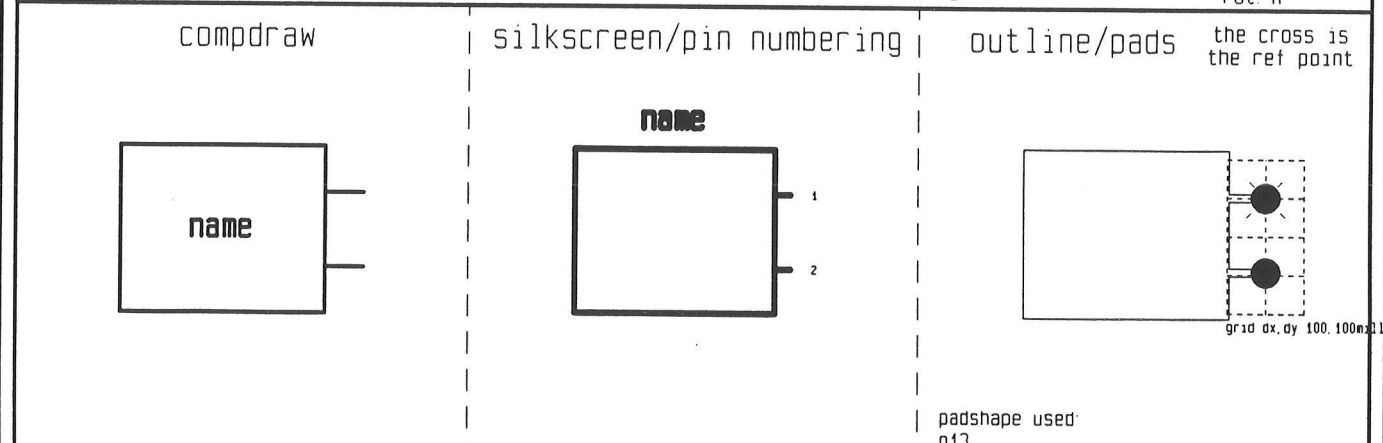
typename: HC-25T typedate: Jul 2 1992 height: 11.2mm scale: 2
rot: n



typename: HC-25T-axial typedate: Jul 2 1992 height: 4.7mm scale: 2
rot: n



typename: HC-25U typedate: Jul 2 1992 height: 13.4mm scale: 2
rot: n

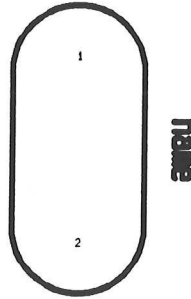


typename: HC-25U-axial typedate: Jul 2 1992 height: 4.7mm scale: 2
rot: n

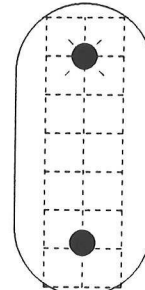
compdraw



silkscreen/pin numbering



outline/pads the cross is the ref point



grid dx, dy 100, 100mil

padshape used:
p11

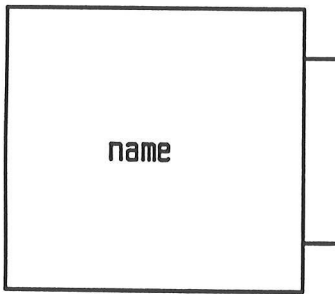
typename: HC-33U

typedate: Jul 2 1992


height: 19.8mm

scale: 2
rot: n

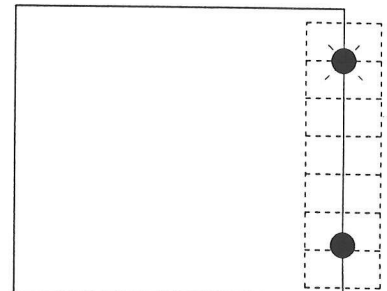
compdraw



silkscreen/pin numbering



outline/pads the cross is the ref point



grid dx, dy 100, 100

padshape used:
p11

typename: HC-33U-axial

typedate: Jul 2 1992

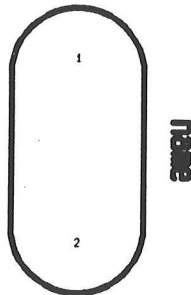
height: 9mm

scale: 2
rot: n

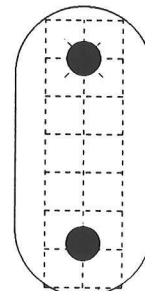
compdraw



silkscreen/pin numbering



outline/pads the cross is the ref point



grid dx, dy 100, 100mil

padshape used:
p16

typename: HC-36U

typedate: Jul 2 1992

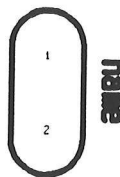
height: 20mm

scale: 2
rot: n

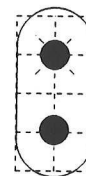
compdraw



silkscreen/pin numbering



outline/pads the cross is the ref point



grid dx, dy 100, 100mil

padshape used:
p13

typename: HC-42T

typedate: Jul 2 1992

height: 11.2mm

scale: 2
rot: n

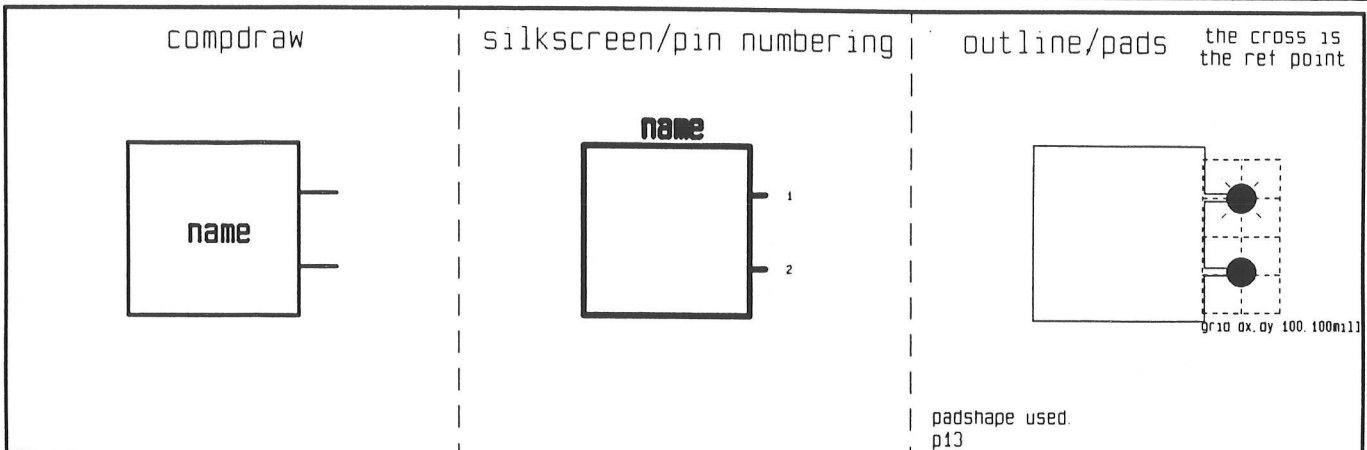


Dansk Data Elektronik A/S
Herlev Hovedgade 199
DK 2730 Herlev, Denmark
Tel. (+45) 42 84 50 11

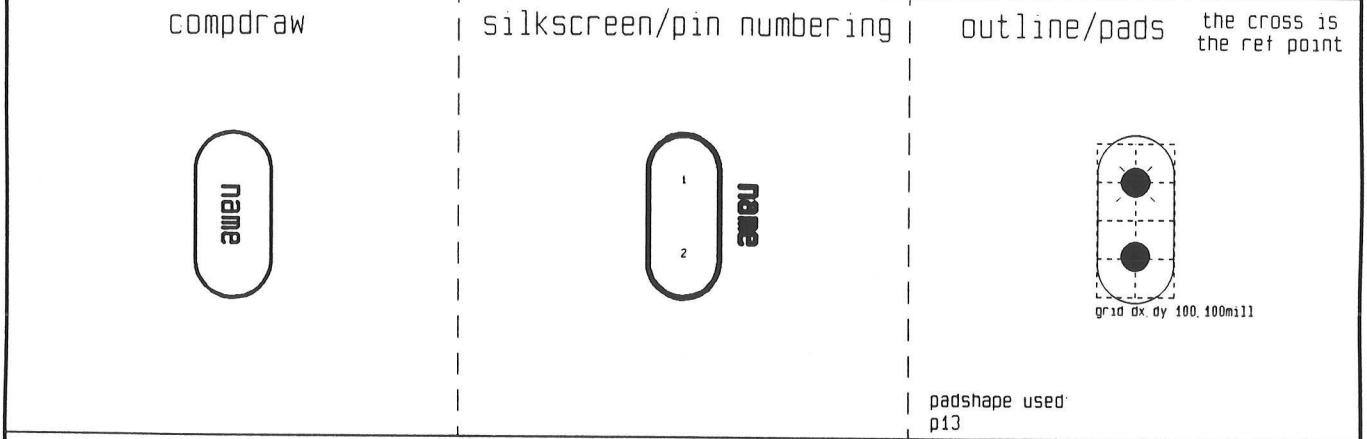
Subdirectory: cry

Date of print: Jul 20 1992

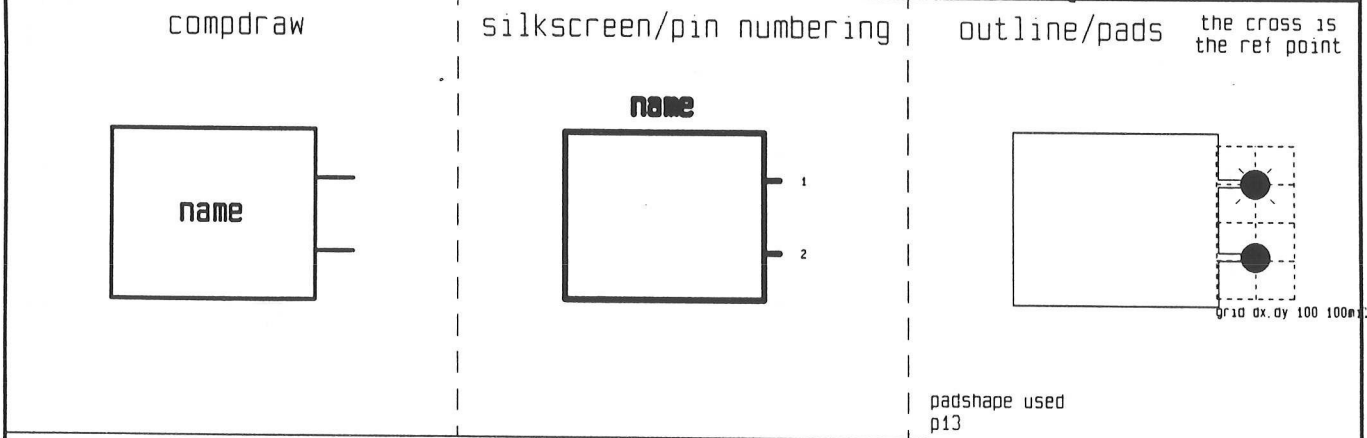
Page: 3



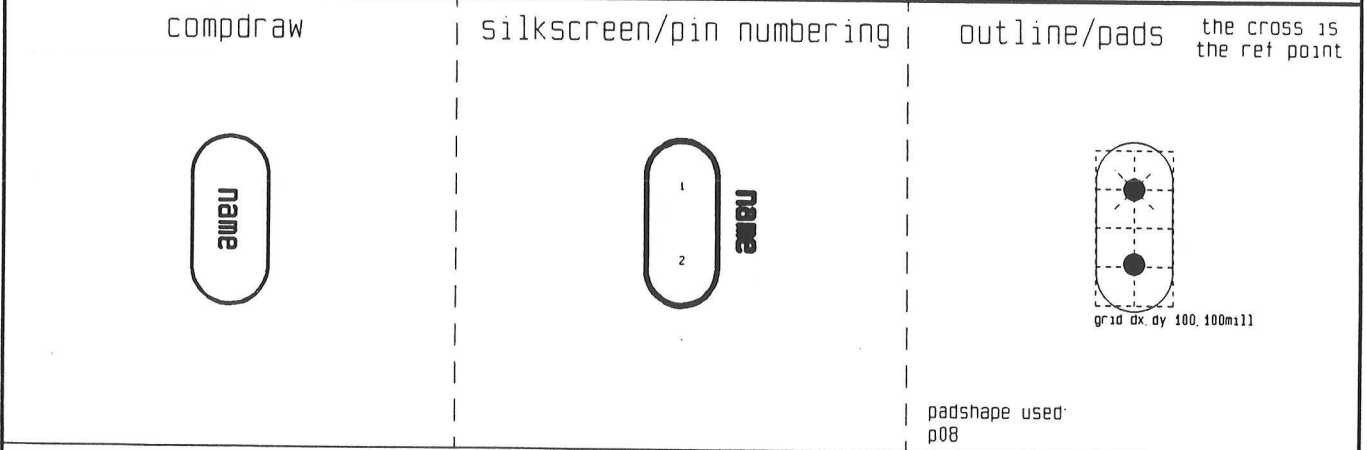
typename: HC-42T-axial typedate: Jul 2 1992 height: 5mm scale: 2
rot: n



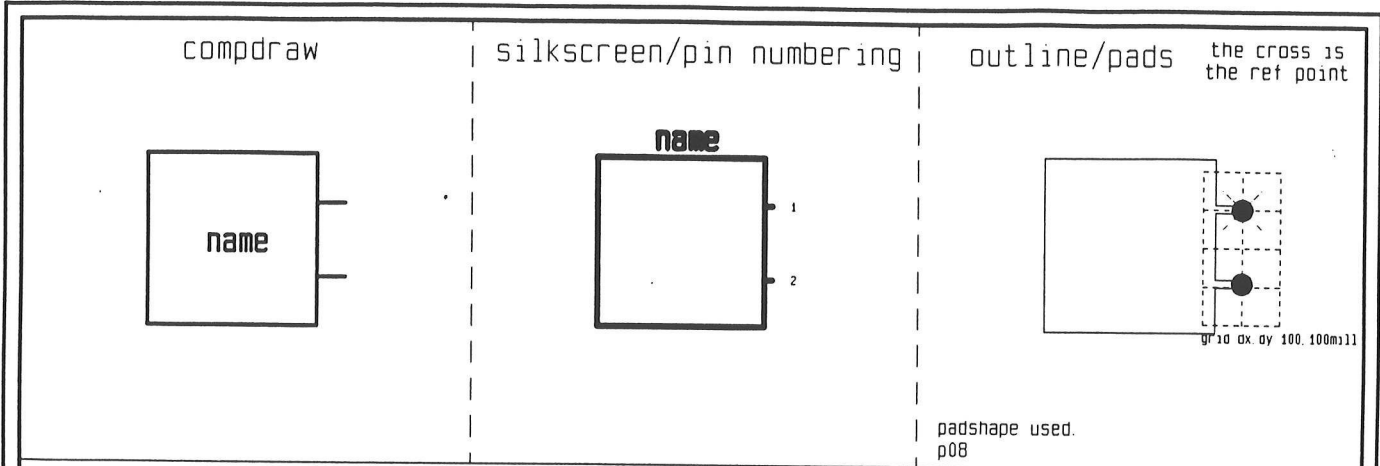
typename: HC-42U typedate: Jul 2 1992 height: 13.4mm scale: 2
rot: n



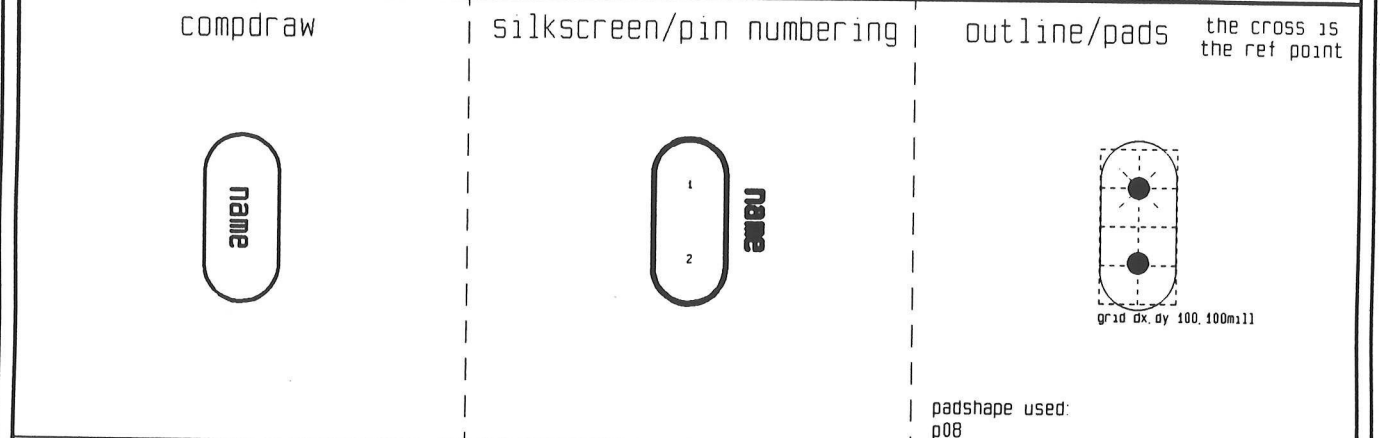
typename: HC-42U-axial typedate: Jul 2 1992 height: 5mm scale: 2
rot: n



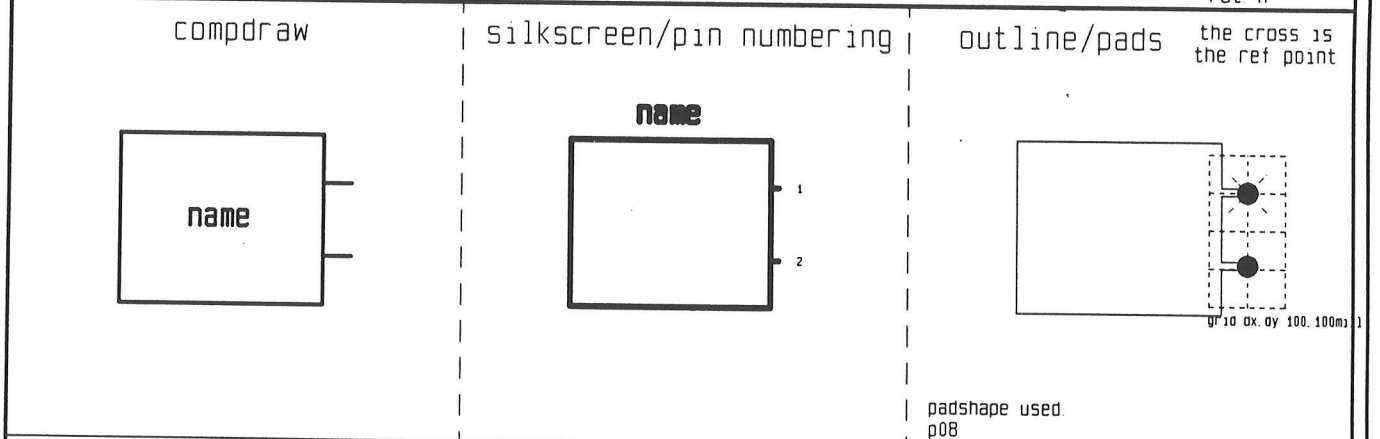
typename: HC-43T typedate: Jul 2 1992 height: 11.2mm scale: 2
rot: n



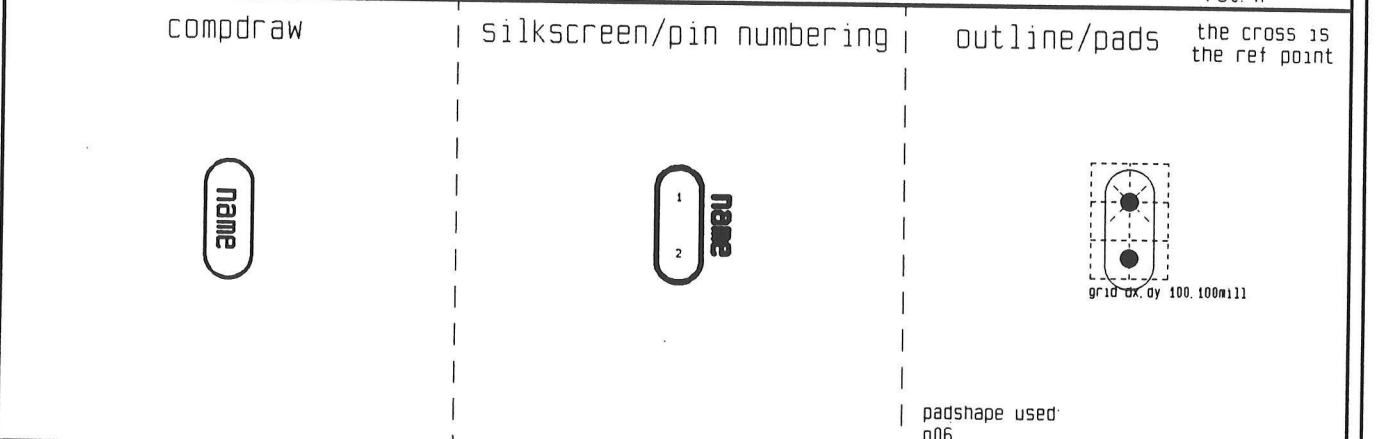
typename: HC-43T-axial typedate: Jul 2 1992 height: 5mm scale: 2
rot: n



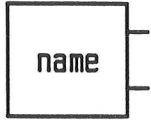

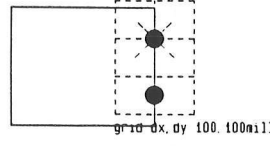
typename: HC-43U typedate: Jul 2 1992 height: 13.4mm scale: 2
rot: n





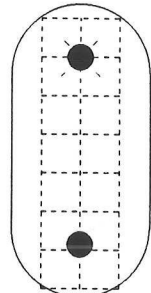
typename: HC-43U-axial typedate: Jul 2 1992 height: 5mm scale: 2
rot: n



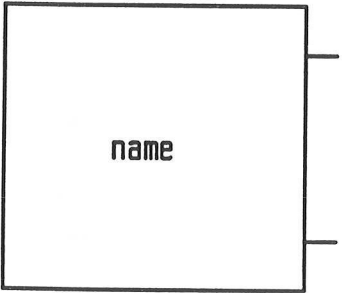
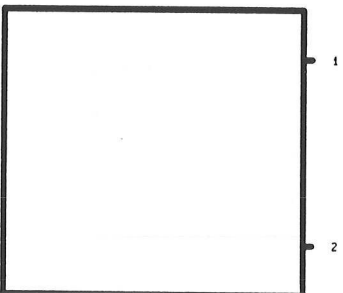
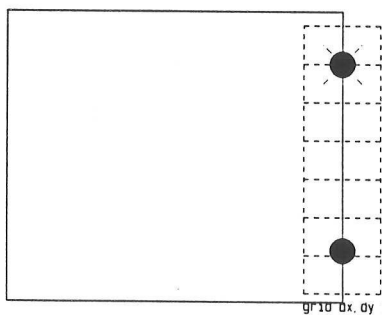
typename: HC-45U typedate: Jul 2 1992 height: 8.1mm scale: 2
rot: n

<p>compdraw</p> 	<p>silkscreen/pin numbering</p> 	<p>outline/pads the cross is the ref point</p>  <p style="text-align: right;">padshape used: p06</p>
---	---	--


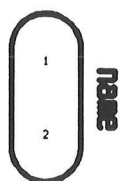
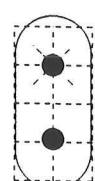
typename: HC-45U-axial typedate: Jul 2 1992 height: 3.2mm scale: 2
rot: n

<p>compdraw</p> 	<p>silkscreen/pin numbering</p> 	<p>outline/pads the cross is the ref point</p>  <p style="text-align: right;">padshape used: p11</p>
---	---	--

typename: HC-47U typedate: Jul 2 1992 height: 20mm scale: 2
rot: n

<p>compdraw</p> 	<p>silkscreen/pin numbering</p> 	<p>outline/pads the cross is the ref point</p>  <p style="text-align: right;">padshape used: p11</p>
---	---	--

typename: HC-47U-axial typedate: Jul 2 1992 height: 9mm scale: 2
rot: n


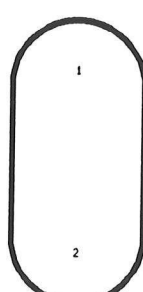
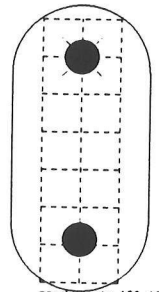
<p>compdraw</p> 	<p>silkscreen/pin numbering</p> 	<p>outline/pads the cross is the ref point</p>  <p style="text-align: right;">padshape used: p08</p>
---	---	--


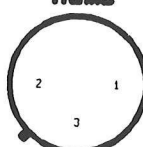
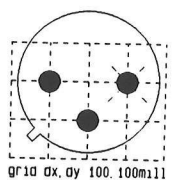
typename: HC-49U-S typedate: Jul 2 1992 height: 4mm scale: 2
rot: n


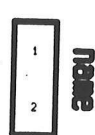
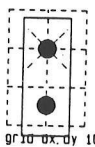




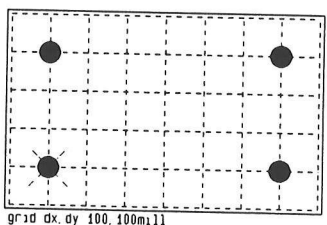
Dansk Data Elektronik A/S
 Herlev Hovedgade 199
 DK 2730 Herlev, Denmark
 Tel. (+45) 42 84 50 11



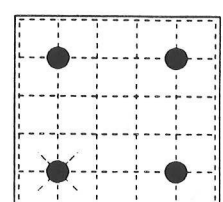
Subdirectory: cry

<p>compdraw</p> 	<p>silkscreen/pin numbering</p> 	<p>outline/pads <small>the cross is the ref point</small></p>  <p>padshape used: p16</p>
<p>typename: HC-6U typedate: Jul 2 1992 height: 19.8mm scale: 2 rot: n</p>		

<p>compdraw</p> 	<p>silkscreen/pin numbering</p> 	<p>outline/pads <small>the cross is the ref point</small></p>  <p>padshape used: p08</p>
<p>typename: TO-5 typedate: Jul 2 1992 height: 5mm scale: 2 rot: n</p>		

<p>compdraw</p> 	<p>silkscreen/pin numbering</p> 	<p>outline/pads <small>the cross is the ref point</small></p>  <p>padshape used: p06</p>
<p>typename: UM-1-T typedate: Jul 2 1992 height: 5.8mm scale: 2 rot: n</p>		

<p>compdraw</p> 	<p>silkscreen/pin numbering</p> 	<p>outline/pads <small>the cross is the ref point</small></p>  <p>padshape used: p08</p>
<p>typename: xtal14 typedate: Jul 2 1992 height: 5.8mm scale: 2 rot: n</p>		

<p>compdraw</p> 	<p>silkscreen/pin numbering</p> 	<p>outline/pads <small>the cross is the ref point</small></p>  <p><small>grid dx, dy 100, 100mil</small></p> <p>padshape used: p08</p>
---	---	---

typename: xtal8 typedate: Jul 2 1992 height: 5.8mm scale: 2
rot: n

<p>compdraw</p>	<p>silkscreen/pin numbering</p>	<p>outline/pads <small>the cross is the ref point</small></p> <p>padshape used:</p>
-----------------	---------------------------------	---

typename: typedate: height: scale:
rot:

<p>compdraw</p>	<p>silkscreen/pin numbering</p>	<p>outline/pads <small>the cross is the ref point</small></p> <p>padshape used:</p>
-----------------	---------------------------------	---

typename: typedate: height: scale:
rot:

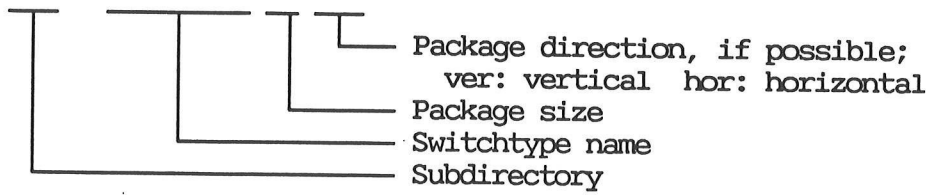
<p>compdraw</p>	<p>silkscreen/pin numbering</p>	<p>outline/pads <small>the cross is the ref point</small></p> <p>padshape used:</p>
-----------------	---------------------------------	---

typename: typedate: height: scale:
rot:

Library

Switches

swi / DIPSWITCH-14-ver

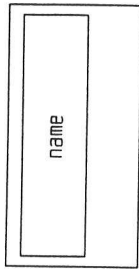


Applied manufacturers : Honeywell, Schadow, Schurter

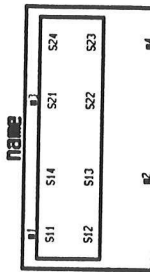
Directory list:

DIGI-SE2T	DIGI-SERHL	DIGI-SETV	DIPSWITCH-14
DIGI-SE2T2L	DIGI-SERL	DIGI-SETV2L	DIPSWITCH-16
DIGI-SE2TL	DIGI-SET	DIGI-SETVL	DIPSWITCH-18
DIGI-SE3T	DIGI-SET2L	DIPSWITCH-04	DIPSWITCH-20
DIGI-SE3T2L	DIGI-SETH	DIPSWITCH-06	MEMBRANE-CIR
DIGI-SE3TL	DIGI-SETH2L	DIPSWITCH-08	MEMBRANE-SQU
DIGI-SER	DIGI-SETHL	DIPSWITCH-10	MINISWI-ver
DIGI-SER2L	DIGI-SETL	DIPSWITCH-12	SDK-PUSH-hor
DIGI-SERH			


compdraw



silkscreen/pin numbering



outline/pads



the cross is the ref point

padshape used:
p10, n13

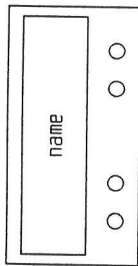
typename: DIGI-SE2T

typedate: Jul 2 1992

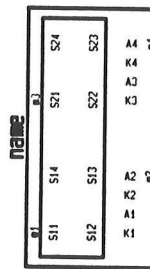
height: 14.3mm

scale: 1
rot: y


compdraw



silkscreen/pin numbering



outline/pads



the cross is the ref point

padshape used:
p10, n13

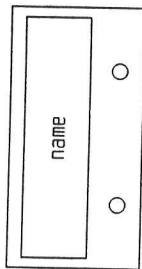
typename: DIGI-SE2T2L

typedate: Jul 2 1992

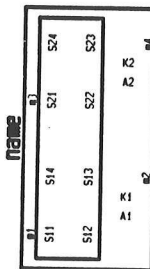
height: 14.3mm

scale: 1
rot: y


compdraw



silkscreen/pin numbering



outline/pads



the cross is the ref point

padshape used:
p10, n13

typename: DIGI-SE2TL

typedate: Jul 2 1992

height: 14.3mm

scale: 1
rot: y

compdraw

silkscreen/pin numbering

outline/pads

the cross is the ref point

padshape used:

typename:

typedate:

height:

scale:
rot



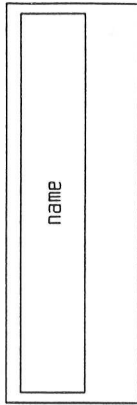
Dansk Data Elektronik A/S
 Herlev Hovedgade 199
 DK 2730 Herlev, Denmark
 Tel. (+45) 42 84 50 11

Subdirectory: swi

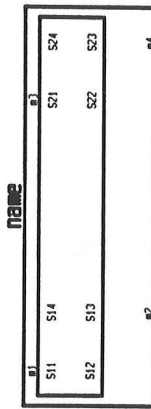
Date of print: Jul 20 1992

Page: 1


compdraw



silkscreen/pin numbering



outline/pads the cross is the ref point



padshape used: p10, n13

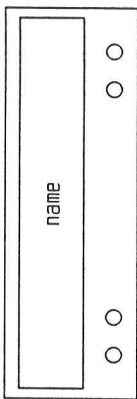
typename: DIGI-SE3T

typedate: Jul 2 1992

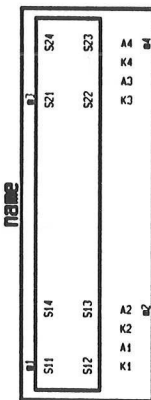
height: 14.3mm

scale: 1 rot y


compdraw



silkscreen/pin numbering



outline/pads the cross is the ref point



padshape used: p10, n13

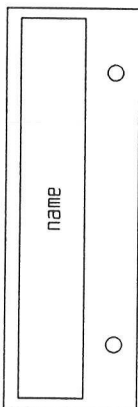
typename: DIGI-SE3T2L

typedate: Jul 2 1992

height: 14.3mm

scale: 1 rot y

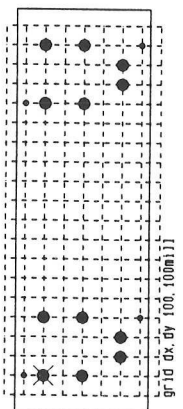
compdraw



silkscreen/pin numbering



outline/pads the cross is the ref point



padshape used: p10, n13

typename: DIGI-SE3TL

typedate: Jul 2 1992

height: 14.3mm


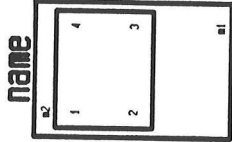
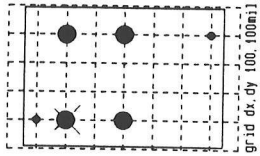
scale: 1 rot y



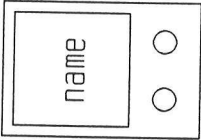
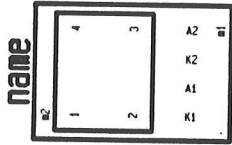
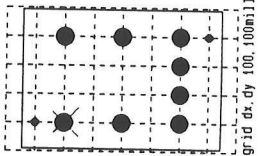
Dansk Data Elektronik A/S
 Herlev Hovedgade 199
 DK 2730 Herlev, Denmark
 Tel. (+45) 42 84 50 11

Subdirectory: swi

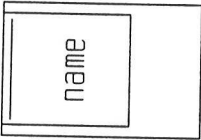
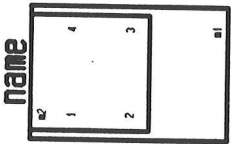
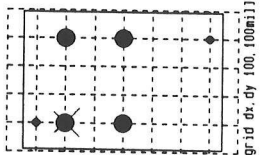
Date of print: Jul 20 1992
 Page: 2

<p>compdraw</p> 	<p>silkscreen/pin numbering</p> 	<p>outline/pads <small>the cross is the ref point</small></p>  <p>padshape used: p10, n13</p>
---	---	--

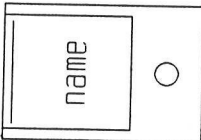
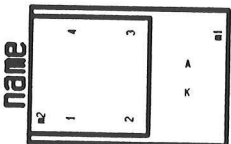
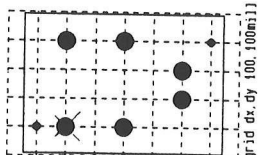
typename: DIGI-SER typedate: Jul 2 1992 height: 14.3mm scale: 1.5
rot: y

<p>compdraw</p> 	<p>silkscreen/pin numbering</p> 	<p>outline/pads <small>the cross is the ref point</small></p>  <p>padshape used: p10, n13</p>
---	---	--

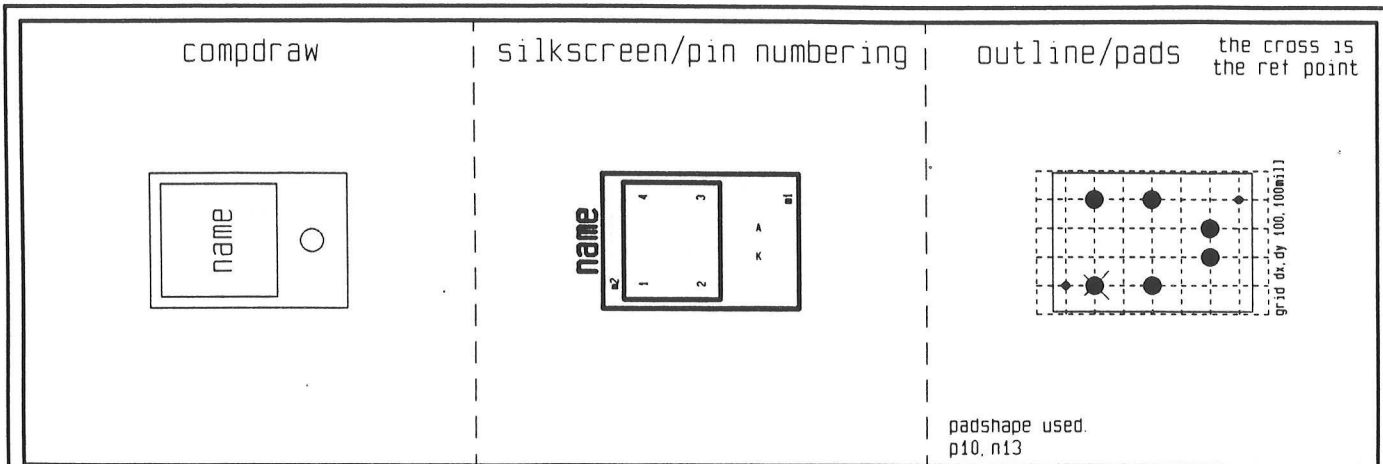
typename: DIGI-SER2L typedate: Jul 2 1992 height: 14.3mm scale: 1.5
rot: y

<p>compdraw</p> 	<p>silkscreen/pin numbering</p> 	<p>outline/pads <small>the cross is the ref point</small></p>  <p>padshape used p10, n13</p>
---	---	---

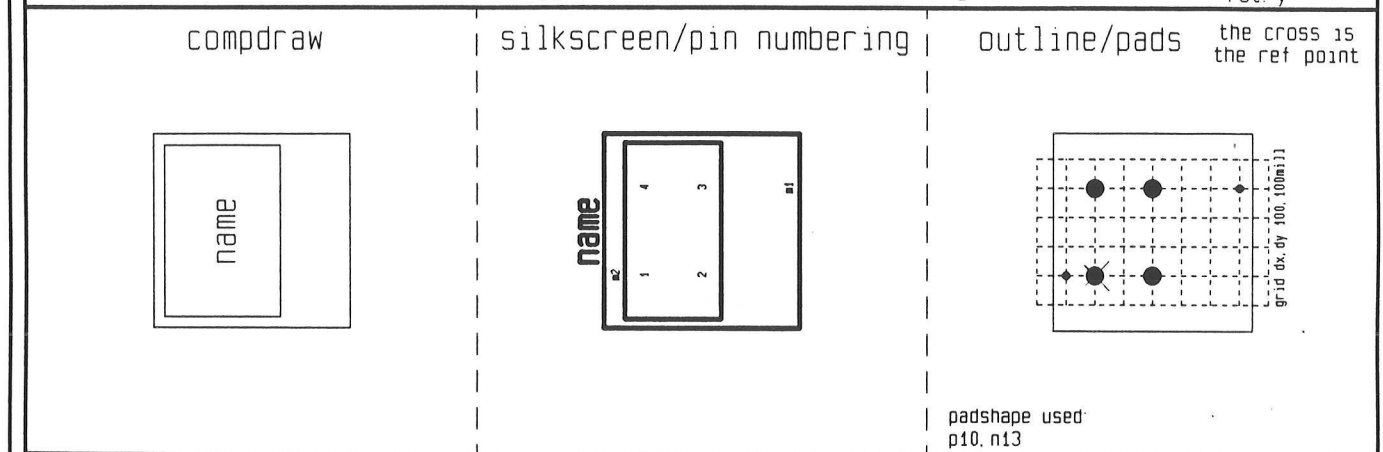
typename: DIGI-SERH typedate: Jul 2 1992 height: 17.5mm scale: 1.5
rot: y

<p>compdraw</p> 	<p>silkscreen/pin numbering</p> 	<p>outline/pads <small>the cross is the ref point</small></p>  <p>padshape used p10, n13</p>
---	---	---

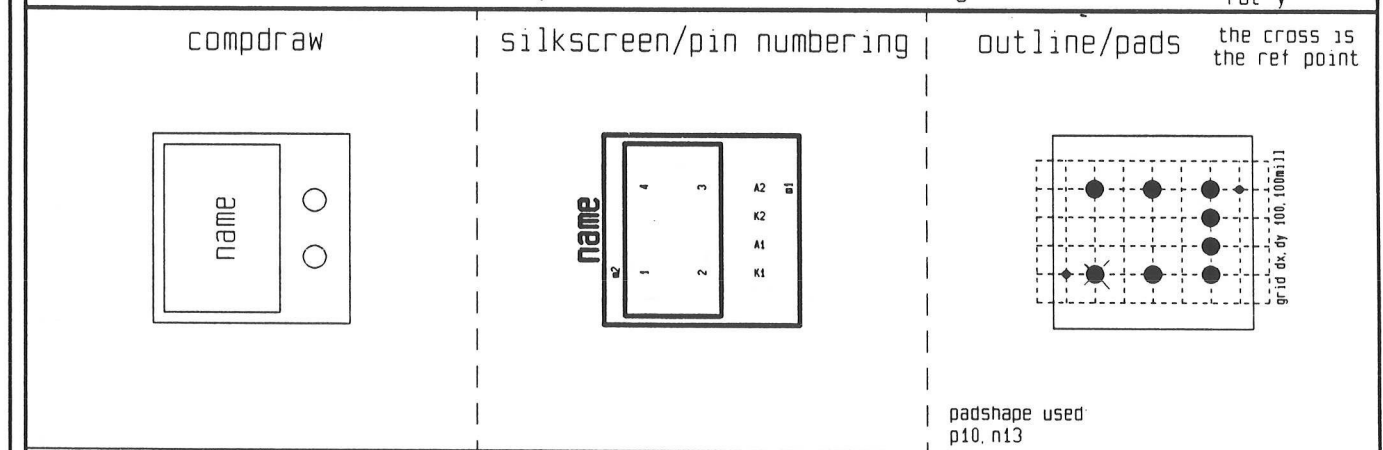
typename: DIGI-SERHL typedate: Jul 2 1992 height: 17.5mm scale: 1.5
rot: y



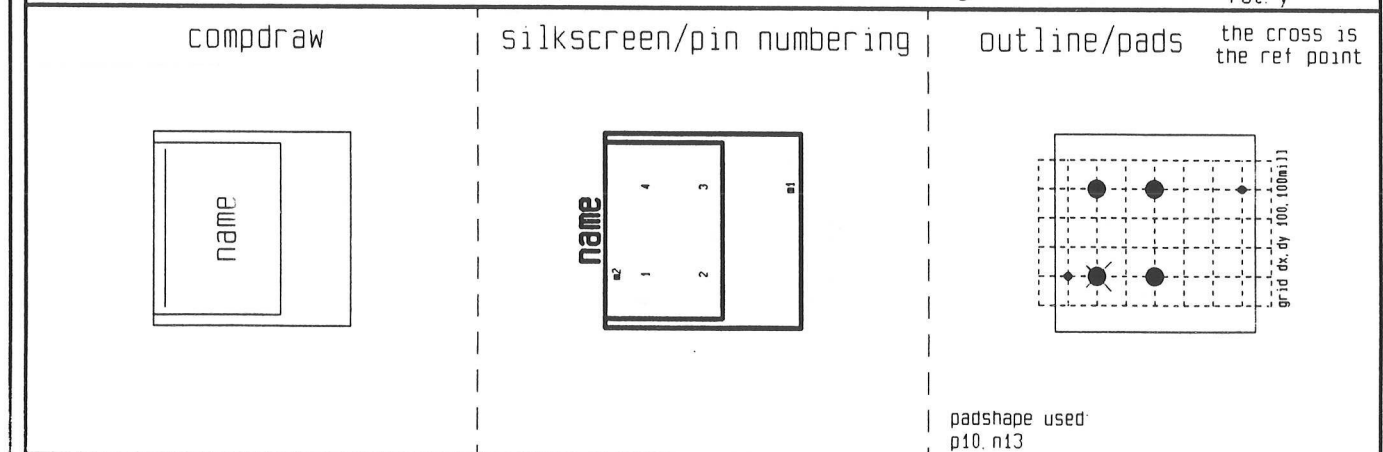
typename: DIGI-SERL typedate: Jul 2 1992 height: 14.3mm scale: 1.5
rot: y



typename: DIGI-SET typedate: Jul 2 1992 height: 14.3mm scale: 1.5
rot: y



typename: DIGI-SET2L typedate: Jul 2 1992 height: 14.3mm scale: 1.5
rot: y



typename: DIGI-SETH typedate: Jul 2 1992 height: 20.3mm scale: 1.5
rot: y

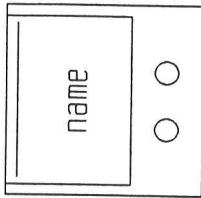


Dansk Data Elektronik A/S
Herlev Hovedgade 199
DK 2730 Herlev, Denmark
Tel. (+45) 42 84 50 11

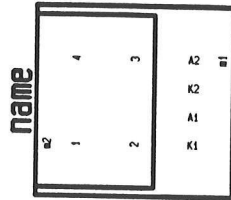
Subdirectory: swi

Date of print: Jul 20 1992
Page: 4

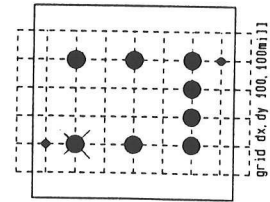
compdraw



silkscreen/pin numbering



outline/pads the cross is the ref point



padshape used:
p10, n13

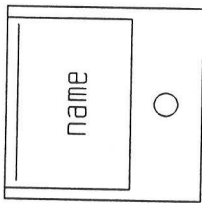
typename: DIGI-SETH2L

typedate: Jul 2 1992

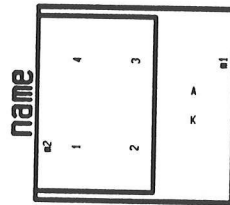
height: 20.3mm

scale: 1.5
rot: y

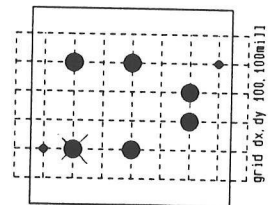
compdraw



silkscreen/pin numbering



outline/pads the cross is the ref point



padshape used:
p10, n13


typename: DIGI-SETHL

typedate: Jul 2 1992

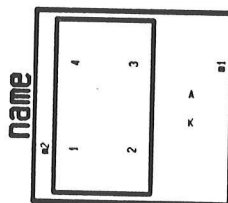
height: 20.3mm

scale: 1.5
rot: y

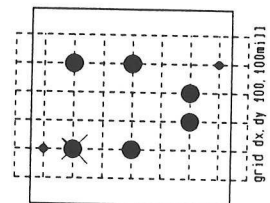
compdraw



silkscreen/pin numbering



outline/pads the cross is the ref point



padshape used:
p10, n13


typename: DIGI-SETL

typedate: Jul 2 1992

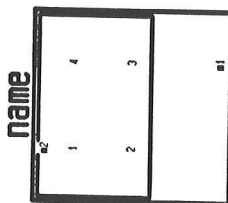
height: 14.3mm

scale: 1.5
rot: y

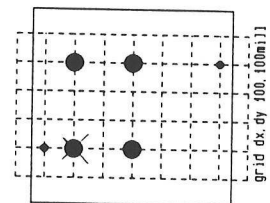
compdraw



silkscreen/pin numbering



outline/pads the cross is the ref point



padshape used:
p10, n13

typename: DIGI-SETV

typedate: Jul 2 1992

height: 16.3mm

scale: 1.5
rot: y



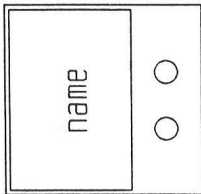
Dansk Data Elektronik A/S
 Herlev Hovedgade 199
 DK 2730 Herlev, Denmark
 Tel. (+45) 42 84 50 11

Subdirectory: swi

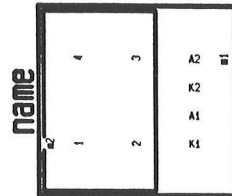
Date of print: Jul 20 1992

Page: 5

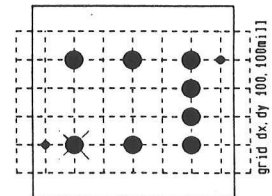
compdraw



silkscreen/pin numbering



outline/pads



the cross is the ref point

padshape used:
p10, n13

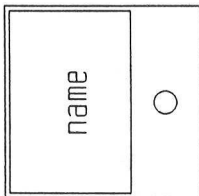
typename: DIGI-SETV2L

typedate: Jul 2 1992

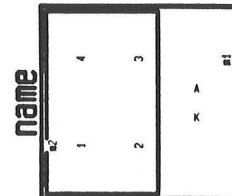
height: 16.3mm

scale: 1.5
rot: y

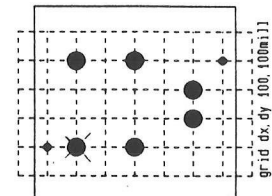
compdraw



silkscreen/pin numbering



outline/pads



the cross is the ref point

padshape used:
p10, n13

typename: DIGI-SETVL

typedate: Jul 2 1992

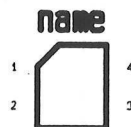
height: 16.3mm

scale: 1.5
rot: y

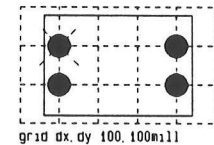
compdraw



silkscreen/pin numbering



outline/pads



the cross is the ref point

padshape used:
p09

typename: DIPSWITCH-04

typedate: Jul 2 1992

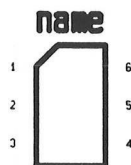
height: 5.3mm

scale: 2
rot: n

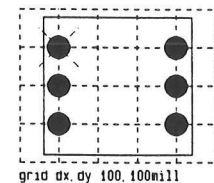
compdraw



silkscreen/pin numbering



outline/pads



the cross is the ref point

padshape used:
p09

typename: DIPSWITCH-06

typedate: Jul 2 1992

height: 5.3mm

scale: 2
rot: n




Dansk Data Elektronik A/S
 Herlev Hovedgade 199
 DK 2730 Herlev, Denmark
 Tel. (+45) 42 84 50 11

Subdirectory: swi

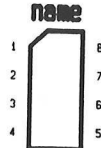
Date of print: Jul 20 1992

Page: 6

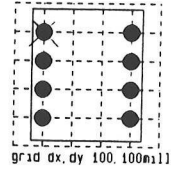
compdraw



silkscreen/pin numbering



outline/pads the cross is the ref point



padshape used:
p09

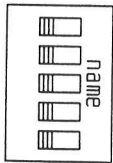
typename: DIPSWITCH-08

typedate: Jul 2 1992

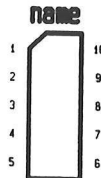
height: 5.3mm

scale: 1.5
rot: n

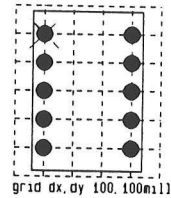
compdraw



silkscreen/pin numbering



outline/pads the cross is the ref point



padshape used:
p09

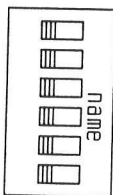
typename: DIPSWITCH-10

typedate: Jul 2 1992


height: 5.3mm

scale: 1.5
rot: n

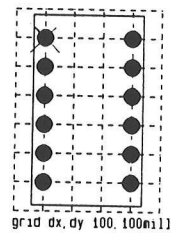
compdraw



silkscreen/pin numbering



outline/pads the cross is the ref point



padshape used:
p09

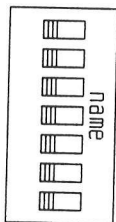
typename: DIPSWITCH-12

typedate: Jul 2 1992

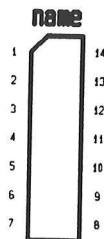
height: 5.3mm

scale: 1.5
rot: n

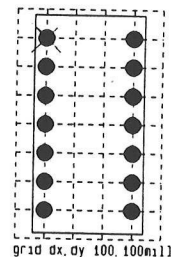
compdraw



silkscreen/pin numbering



outline/pads the cross is the ref point



padshape used:
p09

typename: DIPSWITCH-14

typedate: Jul 2 1992

height: 5.3mm

scale: 1.5
rot: n

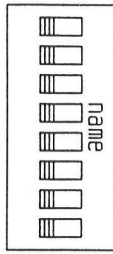


Dansk Data Elektronik A/S
Herlev Hovedgade 199
DK 2730 Herlev, Denmark
Tel. (+45) 42 84 50 11

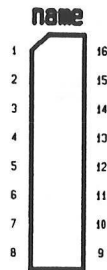
Subdirectory: sw1

Date of print: Jul 20 1992
Page: 7

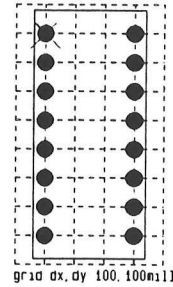
compdraw



silkscreen/pin numbering



outline/pads the cross is the ref point



padshape used:
p09

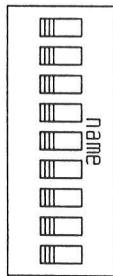
typename: DIPSWITCH-16

typedate: Jul 2 1992

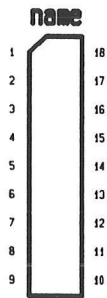
height: 5.3mm

scale: 1.5
rot: n

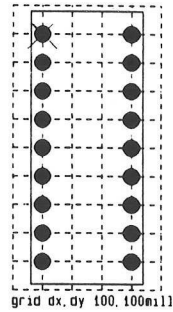
compdraw



silkscreen/pin numbering



outline/pads the cross is the ref point



padshape used:
p09

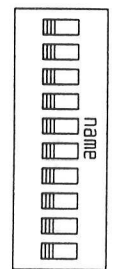
typename: DIPSWITCH-18

typedate: Jul 2 1992

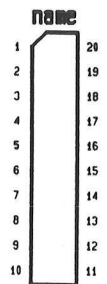
height: 5.3mm

scale: 1.5
rot: n

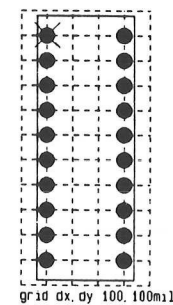
compdraw



silkscreen/pin numbering



outline/pads the cross is the ref point



padshape used:
p09

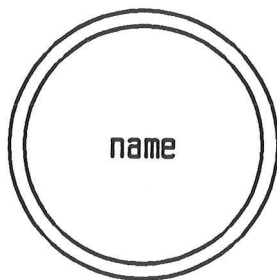
typename: DIPSWITCH-20

typedate: Jul 2 1992


height: 5.3mm

scale: 1.3
rot: n

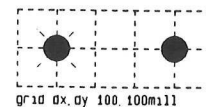
compdraw



silkscreen/pin numbering



outline/pads the cross is the ref point



padshape used:
p11

typename: MEMBRANE-CIR

typedate: Jul 16 1992

height: 5.5mm

scale: 1.98
rot: n

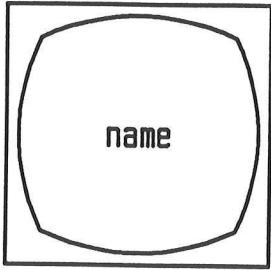

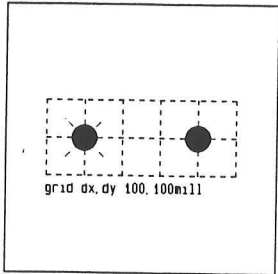


Dansk Data Elektronik A/S
Herlev Hovedgade 199
DK 2730 Herlev, Denmark
Tel. (+45) 42 84 50 11

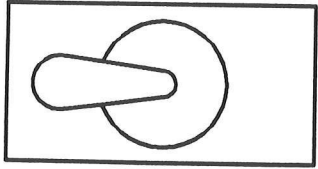

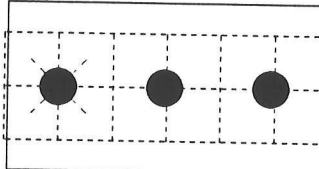
Subdirectory: swi

Date of print: Jul 20 1992


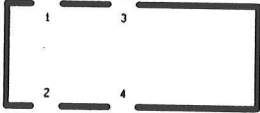
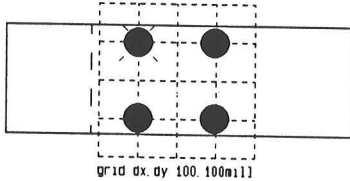
Page: 8

<p>compdraw</p> 	<p>silkscreen/pin numbering</p> <p>name</p> 	<p>outline/pads <small>the cross is the ref point</small></p>  <p>padshape used: p11</p>
---	--	---

typename: MEMBRANE-SQU typedate: Jul 16 1992 height: 5.5mm scale: 1.97
rot: n

<p>compdraw</p> 	<p>silkscreen/pin numbering</p> <p>name</p> 	<p>outline/pads <small>the cross is the ref point</small></p>  <p>padshape used: p11</p>
---	--	---

typename: MINISWI-ver typedate: Jul 16 1992 height: 31.6mm scale: 2.81
rot: y

<p>compdraw</p> 	<p>silkscreen/pin numbering</p> <p>name</p> 	<p>outline/pads <small>the cross is the ref point</small></p>  <p>padshape used: p13</p>
---	--	---

typename: SDK-PUSH-hor typedate: Jul 16 1992 height: 7.6mm scale: 2.03
rot: n

<p>compdraw</p>	<p>silkscreen/pin numbering</p>	<p>outline/pads <small>the cross is the ref point</small></p> <p>padshape used:</p>
-----------------	---------------------------------	---

typename: typedate: height: scale: rot:



Dansk Data Elektronik A/S
Herlev Hovedgade 199
DK 2730 Herlev, Denmark
Tel. (+45) 42 84 50 11

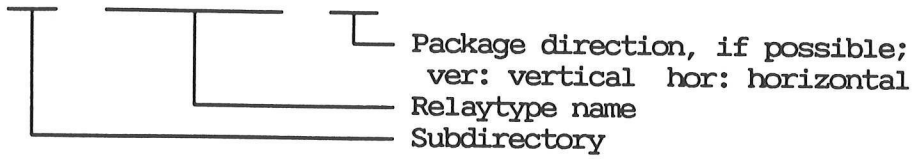
Subdirectory: swi

Date of print: Jul 20 1992
Page: 9

Library

Relays

rel / DIPreed-120 - ver

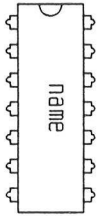


Applied manufacturers : Astralux


Directory list:

DIPreed-120	DIPreed-130	DIPreed-150	SIPreed-140
-------------	-------------	-------------	-------------

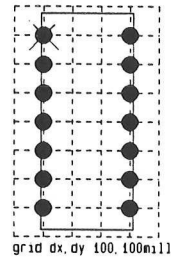
compdraw



silkscreen/pin numbering



outline/pads the cross is the ref point



padshape used:
p09

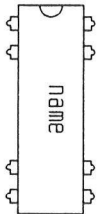
typename: DIPreed-120

typedate: Jul 2 1992

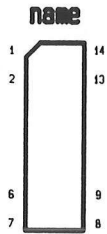
height: 7.24mm

scale: 1.5
rot: n

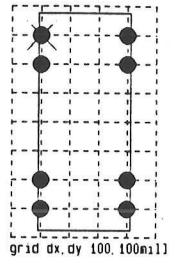
compdraw



silkscreen/pin numbering



outline/pads the cross is the ref point



padshape used:
p09

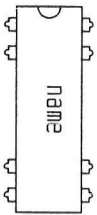
typename: DIPreed-130

typedate: Jul 2 1992

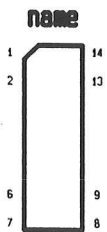
height: 7.24mm

scale: 1.5
rot: n

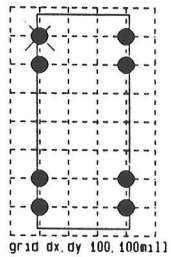
compdraw



silkscreen/pin numbering



outline/pads the cross is the ref point



padshape used:
p09


typename: DIPreed-150

typedate: Jul 2 1992


height: 7.24mm

scale: 1.5
rot: n

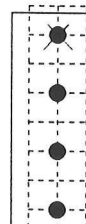
compdraw



silkscreen/pin numbering



outline/pads the cross is the ref point



padshape used:
p09

typename: SIPreed-140

typedate: Jul 2 1992

height: 7.5mm

scale: 1.5
rot: n



Dansk Data Elektronik A/S
Herlev Hovedgade 199
DK 2730 Herlev, Denmark
Tel. (+45) 42 84 50 11

Subdirectory: rel

Date of print: Jul 20 1992
Page: 1

Library

Fuses

Including fusesocket and lamps


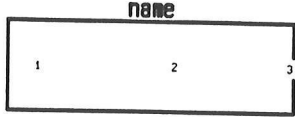
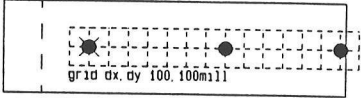
fus / fusesocket1





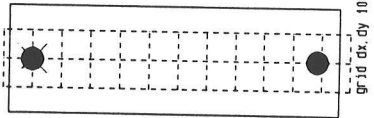
Applied manufacturers : Schurter

Directory list:


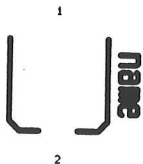
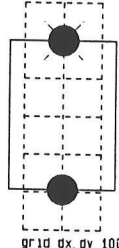
edge-closed	fusesocket1	pinsocket1	pinsocket2
-------------	-------------	------------	------------

<p>compdraw</p> 	<p>silkscreen/pin numbering</p> 	<p>outline/pads <small>the cross is the ref point</small></p>  <p>padshape used: p13 1</p>
---	---	---



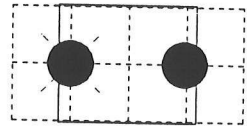
typename: edge-closed typedate: Jul 9 1992 height: 12.2mm scale: 1
rot: n

<p>compdraw</p> 	<p>silkscreen/pin numbering</p> 	<p>outline/pads <small>the cross is the ref point</small></p>  <p>padshape used: p14</p>
---	---	---

typename: fusesocket1 typedate: Jul 2 1992 height: 16mm scale: 1.5
rot: y

<p>compdraw</p> 	<p>silkscreen/pin numbering</p> 	<p>outline/pads <small>the cross is the ref point</small></p>  <p>padshape used: p14</p>
---	---	---

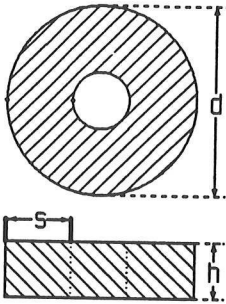
typename: pinsocket1 typedate: Jul 2 1992 height: 11mm scale: 2
rot: n

<p>compdraw</p> 	<p>silkscreen/pin numbering</p> 	<p>outline/pads <small>the cross is the ref point</small></p>  <p>padshape used: p14</p>
---	---	---


typename: pinsocket2 typedate: Jul 2 1992 height: 12mm scale: 3
rot: n

Including inductors

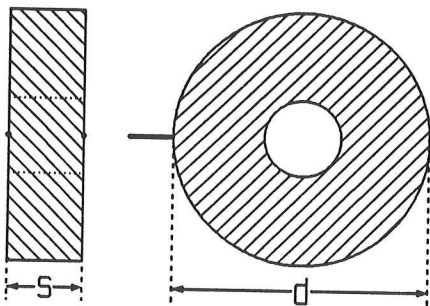
Toroidal coils



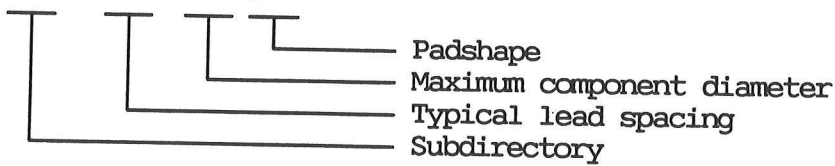
trf / 092 d212 h092 p09



Applied manufacturers : Ulveco



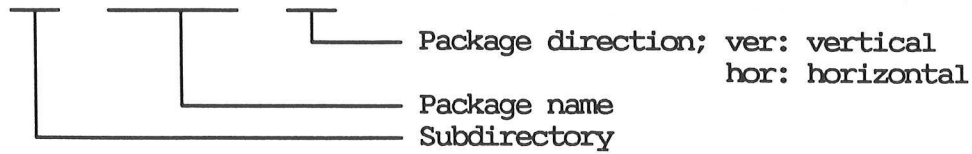
trf / 092 d212 p09



Applied manufacturers : Ulveco

Other inductors and transformers

trf / net-50VA - ver



Applied manufacturers :

Directory list:

092d212h092p09	140d220h165p13	170d400h180p13	210d480h210p13
140d220h140p13	160d340h160p13		

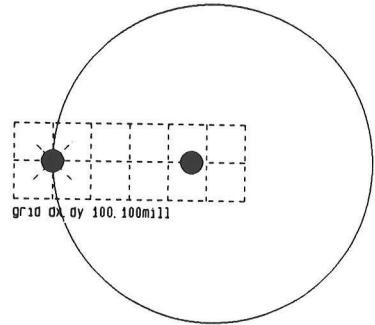
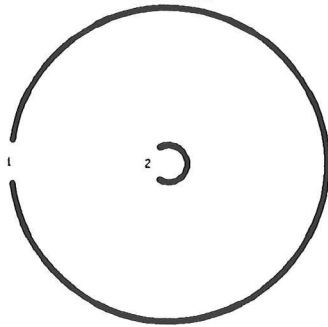
compdraw

silkscreen/pin numbering

outline/pads the cross is the ref point



name



padshape used:
p09

typename: 092d212h092p09

typedate: Jul 29 1991 height: 9.2mm

scale: 2
rot n

compdraw

silkscreen/pin numbering

outline/pads the cross is the ref point

padshape used:

typename:

typedate:

height:

scale:
rot



Dansk Data Elektronik A/S
Herlev Hovedgade 199
DK 2730 Herlev, Denmark
Tel. (+45) 42 84 50 11

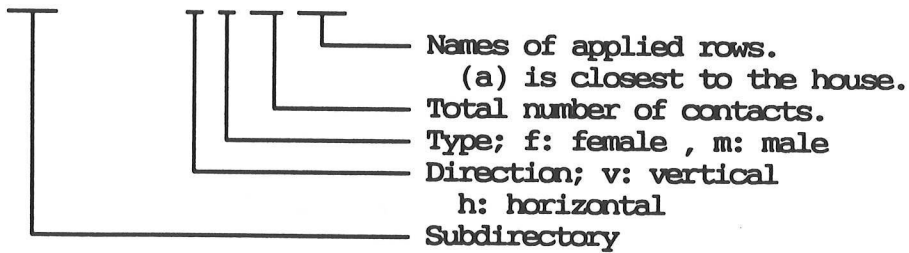
Subdirectory: trf

Date of print: Jul 20 1992

Page: 1

PC - Edge connectors

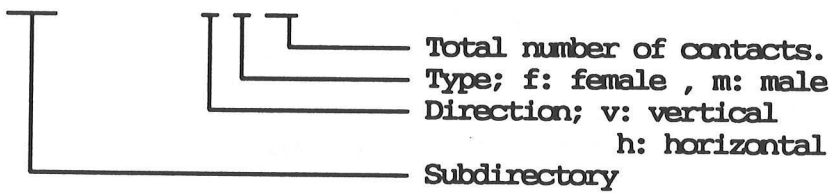
con / PC - v f 96 abc



Applied manufacturers : Cannon, Siemens

can - Subminiature plug connectores

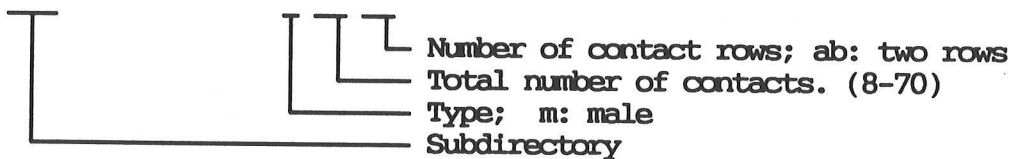
con / can - h m 25



Applied manufacturers : Cannon, Siemens

Read out : Double vertical connector for mini wire wrap post

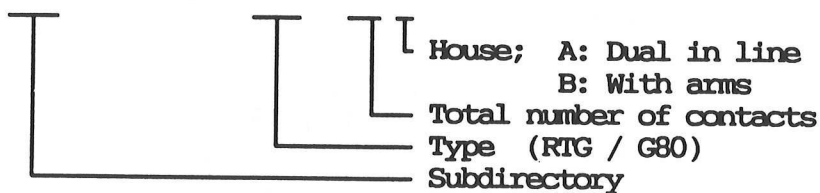
con / read-out - m 70 ab



Applied manufacturers : Cannon

Speedy Ribbon Cable Connectors

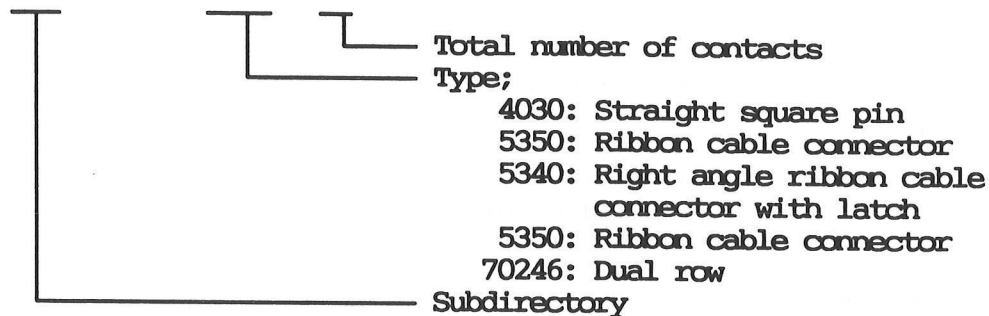
con / speedy - RTG - 24 A



Applied manufacturers : Cannon

Molex Cable connectors

con / molex 5350 - 24

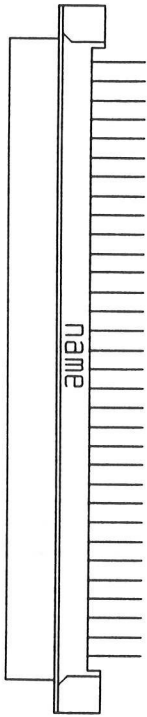


Applied manufacturers : Molex

Directory list:

PC-hf96abc	molex4030-03	molex5340-50	read-out-m30ab
PC-hm20ab	molex4030-04	molex5340-60	read-out-m32ab
PC-hm30abc	molex4030-05	molex5350-10	read-out-m34ab
PC-hm32a	molex4030-06	molex5350-16	read-out-m36ab
PC-hm32ab	molex4030-07	molex5350-20	read-out-m38ab
PC-hm32ac	molex4030-08	molex5350-26	read-out-m40ab
PC-hm32acx	molex4030-09	molex5350-34	read-out-m42ab
PC-hm48abc	molex4030-10	molex5350-40	read-out-m44ab
PC-hm64ab	molex4030-11	molex5350-50	read-out-m46ab
PC-hm64ac	molex4030-12	molex5350-60	read-out-m48ab
PC-hm96abc	molex4030-13	molex70246-08	read-out-m50ab
PC-vf20ab	molex4030-14	molex70246-10	read-out-m52ab
PC-vf30abc	molex4030-15	molex70246-14	read-out-m54ab
PC-vf32a	molex4030-16	molex70246-16	read-out-m56ab
PC-vf32ab	molex4030-17	molex70246-20	read-out-m58ab
PC-vf32ac	molex4030-18	molex70246-26	read-out-m60ab
PC-vf32acx	molex4030-19	molex70246-34	read-out-m62ab
PC-vf48abc	molex4030-20	molex70246-40	read-out-m64ab
PC-vf64ab	molex4030-21	molex70246-44	read-out-m66ab
PC-vf64ac	molex4030-22	molex70246-50	read-out-m68ab
PC-vf96abc	molex4030-23	molex70246-56	read-out-m70ab
can-hf-25	molex4030-24	molex70246-60	read-out-m8ab
can-hf-37	molex4030-25	molex70246-62	speedy-G80-10
can-hm-25	molex4030-26	molex70246-64	speedy-G80-14
can-hm-37	molex4030-27	read-out-m10ab	speedy-G80-16
can-vf-15	molex4030-28	read-out-m12ab	speedy-G80-20
can-vf-25	molex5340-10	read-out-m14ab	speedy-G80-26
can-vf-37	molex5340-14	read-out-m16ab	speedy-G80-32
can-vf-9	molex5340-16	read-out-m18ab	speedy-G80-40
can-vm-15	molex5340-20	read-out-m20ab	speedy-G80-50
can-vm-25	molex5340-26	read-out-m22ab	speedy-RTG-14A
can-vm-37	molex5340-30	read-out-m24ab	speedy-RTG-16A
can-vm-9	molex5340-34	read-out-m26ab	speedy-RTG-24A
molex4030-02	molex5340-40	read-out-m28ab	speedy-RTG-40A

compdraw

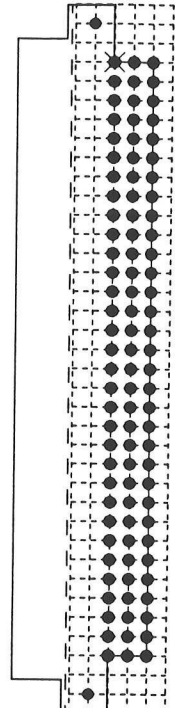


silkscreen/pin numbering

name

- a1
- a1 b1 c1
- a2 b2 c2
- a3 b3 c3
- a4 b4 c4
- a5 b5 c5
- a6 b6 c6
- a7 b7 c7
- a8 b8 c8
- a9 b9 c9
- a10b10c10
- a11b11c11
- a12b12c12
- a13b13c13
- a14b14c14
- a15b15c15
- a16b16c16
- a17b17c17
- a18b18c18
- a19b19c19
- a20b20c20
- a21b21c21
- a22b22c22
- a23b23c23
- a24b24c24
- a25b25c25
- a26b26c26
- a27b27c27
- a28b28c28
- a29b29c29
- a30b30c30
- a31b31c31
- a32b32c32
- n2

outline/pads the cross is the ref point



padshape used:
p09, n27, nm27

typename: PC-hf96abc

typedate: Jun 25 1992 height: 10.6mm

scale: 1
rot: n

compdraw

silkscreen/pin numbering

outline/pads the cross is the ref point

padshape used:

typename:

typedate:

height:

scale:
rot:

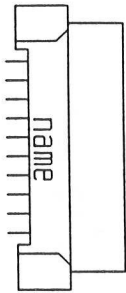


Dansk Data Elektronik A/S
 Herlev Hovedgade 199
 DK 2730 Herlev, Denmark
 Tel. (+45) 42 84 50 11

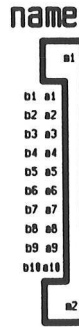
Subdirectory: con

Date of print: Jul 30 1992
 Page: 1

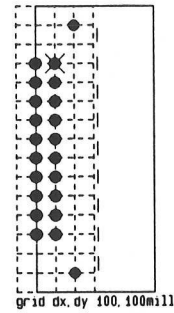
compdraw



silkscreen/pin numbering



outline/pads the cross is the ref point




padshape used:
p09, n27, nm27

typename: PC-hm20ab


typedate: Jun 25 1992 height: 8.5mm

scale: 1
rot: n

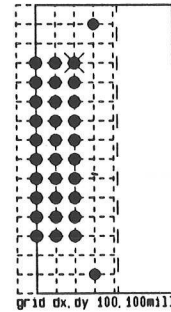
compdraw



silkscreen/pin numbering



outline/pads the cross is the ref point



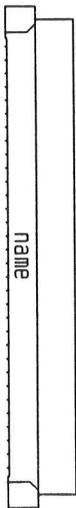
padshape used:
p09, n27, nm27

typename: PC-hm30abc

typedate: Jun 25 1992 height: 11mm

scale: 1
rot: n


compdraw



silkscreen/pin numbering



outline/pads the cross is the ref point



padshape used:
p09, n27, nm27

typename: PC-hm32a

typedate: Jun 25 1992 height: 8.5mm

scale: 0.7
rot: n




Dansk Data Elektronik A/S
 Herlev Hovedgade 199
 DK 2730 Herlev, Denmark
 Tel. (+45) 42 84 50 11

Subdirectory: con

Date of print: Jul 29 1992

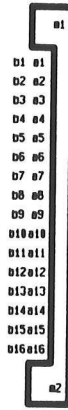
Page: 2

compdraw



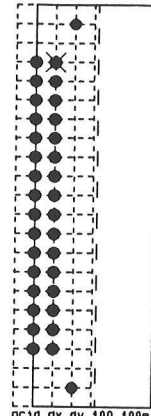
silkscreen/pin numbering

name



outline/pads

the cross is the ref point



gr10 dx, dy 100, 100m11


padshape used:
p09, n27, nm27

typename: PC-hm32ab

typedate: Jun 25 1992 height: 8.5mm

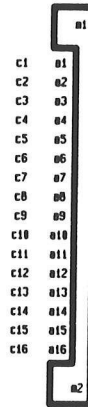
scale: 1
rot: n

compdraw



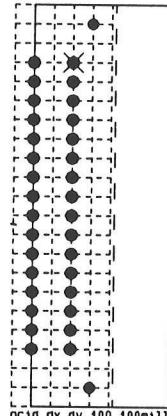
silkscreen/pin numbering

name



outline/pads

the cross is the ref point



gr10 dx, dy 100, 100m11

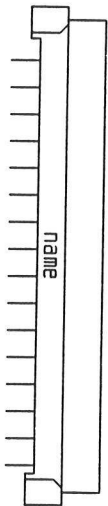
padshape used:
p09, n27, nm27

typename: PC-hm32ac

typedate: Jun 25 1992 height: 11mm

scale: 1
rot: n

compdraw




silkscreen/pin numbering

name



outline/pads

the cross is the ref point



gr10 dx, dy 100, 100m11

padshape used:
p09, n27, nm27

typename: PC-hm32acx

typedate: Jun 25 1992 height: 11mm

scale: 0.7
rot: n



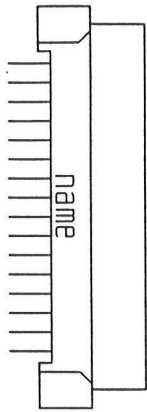
Dansk Data Elektronik A/S
Herlev Hovedgade 199
DK 2730 Herlev, Denmark
Tel. (+45) 42 84 50 11

Subdirectory: con

Date of print: Jul 29 1992

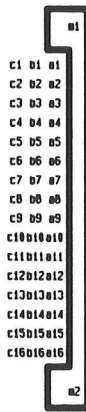
Page: 3

compdraw



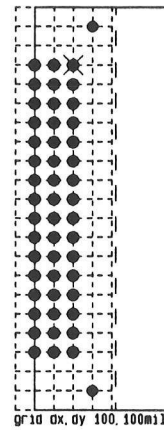
silkscreen/pin numbering

name



outline/pads

the cross is the ref point



gr10 dx, dy 100, 100mil1


padshape used:
p09, n27, nm27

typename: PC-hm48abc

typedate: Jun 25 1992 height: 11mm


scale: 1
rot: n

compdraw




silkscreen/pin numbering

name



outline/pads

the cross is the ref point



gr10 dx, dy 100, 100mil1


padshape used:
p09, n27, nm27

typename: PC-hm64ab

typedate: Jun 25 1992 height: 8.5mm


scale: 0.7
rot: n

compdraw




silkscreen/pin numbering

name



outline/pads

the cross is the ref point



gr10 dx, dy 100, 100mil1

padshape used:
p09, n27, nm27

typename: PC-hm64ac

typedate: Jun 25 1992 height: 11mm

scale: 0.7
rot: n




Dansk Data Elektronik A/S
Herlev Hovedgade 199
DK 2730 Herlev, Denmark
Tel. (+45) 42 84 50 11

Subdirectory: con

Date of print: Jul 29 1992

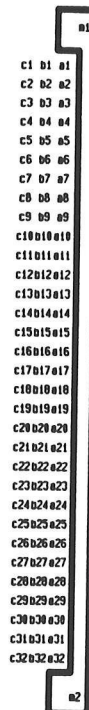
Page: 4

compdraw



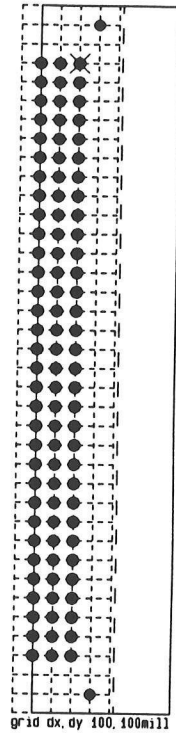
silkscreen/pin numbering

name



outline/pads

the cross is the ref point



padshape used:
p09, n27, nm27

typename: PC-hm96abc

typedate: Jun 25 1992

height: 11mm

scale: 1
rot: n

compdraw

silkscreen/pin numbering

outline/pads

the cross is the ref point

padshape used:

typename:

typedate:

height:

scale:
rot:



Dansk Data Elektronik A/S
 Herlev Hovedgade 199
 DK 2730 Herlev, Denmark
 Tel. (+45) 42 84 50 11

Subdirectory: con

Date of print: Jul 29 1992


Page: 5

compdraw



silkscreen/pin numbering

name



outline/pads

the cross is the ref point



grid dx, dy 100, 100mil

padshape used:
p09, n32, nm32

typename: PC-vf20ab

typedate: Jun 25 1992 height: 11.6mm


scale: 1
rot: n

compdraw



silkscreen/pin numbering

name



outline/pads

the cross is the ref point



grid dx, dy 100, 100mil

padshape used:
p09, n32, nm32

typename: PC-vf30abc

typedate: Jun 25 1992 height: 11.6mm

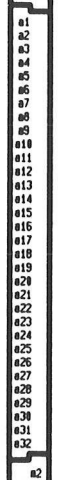
scale: 1
rot: n

compdraw




silkscreen/pin numbering

name



outline/pads

the cross is the ref point



grid dx, dy 100, 100mil

padshape used:
p09, n32, nm32

typename: PC-vf32a

typedate: Jun 25 1992 height: 11.6mm

scale: 0.7
rot: n



Dansk Data Elektronik A/S
Herlev Hovedgade 199
DK 2730 Herlev, Denmark
Tel. (+45) 42 84 50 11

Subdirectory: con

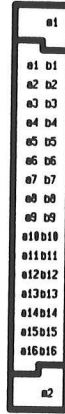
Date of print: Jul 29 1992
Page: 6

compdraw



silkscreen/pin numbering

name



outline/pads

the cross is the ref point



gr10 dx, dy 100, 100mil1

padshape used:
p09, n32, nm32

typename: PC-vf32ab

typedate: Jun 25 1992 height: 11.6mm

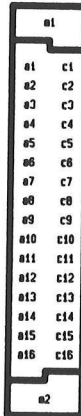
scale: 1
rot: n

compdraw




silkscreen/pin numbering

name



outline/pads

the cross is the ref point



gr10 dx, dy 100, 100mil1

padshape used:
p09, n32, nm32

typename: PC-vf32ac

typedate: Jun 25 1992 height: 11.6mm

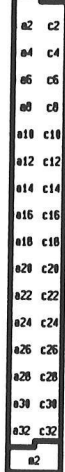
scale: 1
rot: n

compdraw



silkscreen/pin numbering

name



outline/pads

the cross is the ref point



gr10 dx, dy 100, 100mil1

padshape used:
p09, n32, nm32

typename: PC-vf32acx

typedate: Jun 25 1992 height: 11.6mm

scale: 0.7
rot: n



Dansk Data Elektronik A/S
Herlev Hovedgade 199
DK 2730 Herlev, Denmark
Tel. (+45) 42 84 50 11

Subdirectory: con


Date of print: Jul 29 1992
Page: 7

compdraw



silkscreen/pin numbering

name



outline/pads

the cross is the ref point



grid dx, dy 100, 100mil

padshape used:
p09, n32, nm32

typename: PC-vf48abc

typedate: Jun 25 1992 height: 11.6mm

scale: 1
rot: n

compdraw



silkscreen/pin numbering

name



outline/pads

the cross is the ref point



grid dx, dy 100, 100mil

padshape used:
p09, n32, nm32

typename: PC-vf64ab

typedate: Jun 25 1992 height: 11.6mm


scale: 0.7
rot: n

compdraw




silkscreen/pin numbering

name



outline/pads

the cross is the ref point



grid dx, dy 100, 100mil

padshape used:
p09, n32, nm32

typename: PC-vf64ac

typedate: Jun 25 1992 height: 11.6mm

scale: 0.7
rot: n



Dansk Data Elektronik A/S
Herlev Hovedgade 199
DK 2730 Herlev, Denmark
Tel. (+45) 42 84 50 11

Subdirectory: con

Date of print: Jul 29 1992

Page: 8

compdraw



silkscreen/pin numbering

name



outline/pads

the cross is the ref point



grid dx, dy 100, 100mil

padshape used:
p09, n32, nm32

typename: PC-vf96abc

typedate: Jun 25 1992 height: 11.6mm

scale: 1
rot: n

compdraw

silkscreen/pin numbering

outline/pads

the cross is the ref point

padshape used:

typename:

typedate:

height:

scale:
rot:

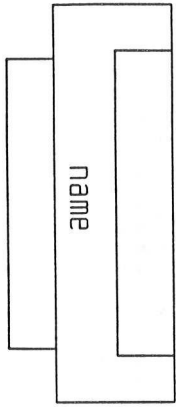


Dansk Data Elektronik A/S
Herlev Hovedgade 199
DK 2730 Herlev, Denmark
Tel. (+45) 42 84 50 11

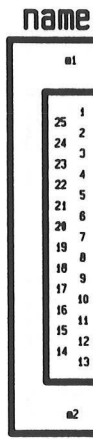
Subdirectory: con

Date of print: Jul 29 1992
Page: 9

compdraw

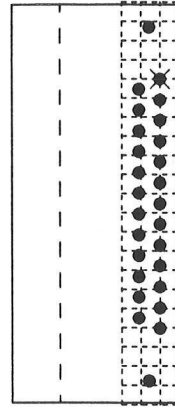


silkscreen/pin numbering



outline/pads

the cross is
the ref point



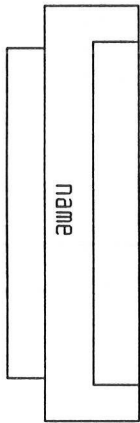
padshape used:
p10, n32, nm32

typename: can-hf-25

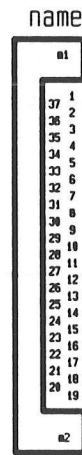
typedate: Jun 25 1992 height: 13.9mm

scale: 1
rot: n

compdraw

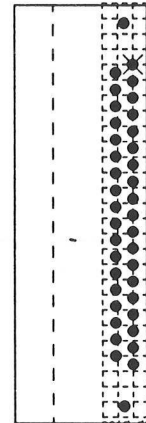


silkscreen/pin numbering



outline/pads

the cross is
the ref point



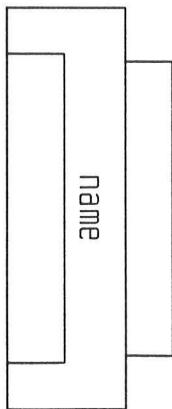
padshape used:
p10, n32, nm32

typename: can-hf-37


typedate: Jun 25 1992 height: 13.9mm

scale: 0.8
rot: n

compdraw

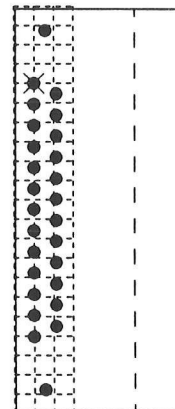


silkscreen/pin numbering



outline/pads

the cross is
the ref point



padshape used:
p10, n32, nm32

typename: can-hm-25

typedate: Jun 25 1992 height: 13.9mm

scale: 1
rot: n

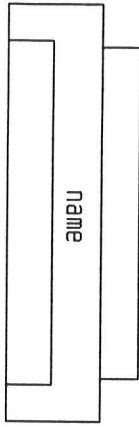


Dansk Data Elektronik A/S
Herlev Hovedgade 199
DK 2730 Herlev, Denmark
Tel. (+45) 42 84 50 11

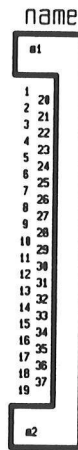
Subdirectory: con

Date of print: Jul 29 1992
Page: 10

compdraw

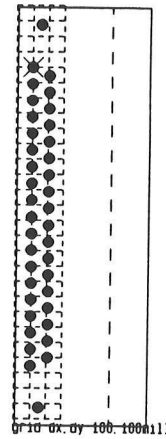


silkscreen/pin numbering



outline/pads

the cross is the ref point



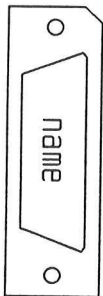
padshape used:
p10, n32, nm32

typename: can-hm-37

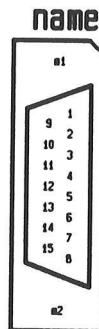
typedate: Jun 25 1992 height: 13.9mm

scale: 0.8
rot: n

compdraw

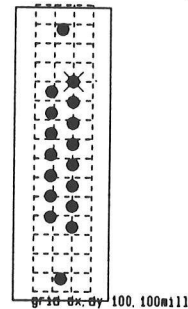


silkscreen/pin numbering



outline/pads

the cross is the ref point




padshape used:
p10, n32, nm32

typename: can-vf-15

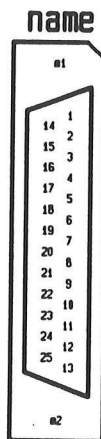
typedate: Jul 29 1992 height: 8.5mm

scale: 1
rot: n

compdraw

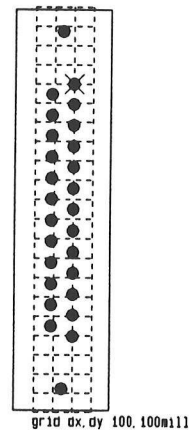


silkscreen/pin numbering



outline/pads

the cross is the ref point



padshape used:
p10, n32, nm32

typename: can-vf-25

typedate: Jul 29 1992 height: 8.5mm

scale: 1
rot: n




Dansk Data Elektronik A/S
Herlev Hovedgade 199
DK 2730 Herlev, Denmark
Tel. (+45) 42 84 50 11

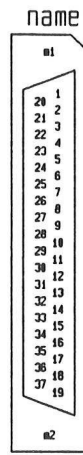
Subdirectory: con

Date of print: Jul 29 1992
Page: 11

compdraw

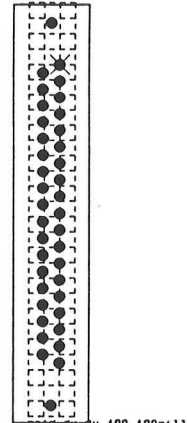


silkscreen/pin numbering



outline/pads

the cross is the ref point



padshape used:
p10, n32, nm32

typename: can-vf-37

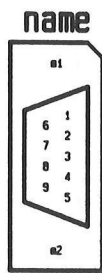
typedate: Jul 29 1992 height: 8.5mm

scale: 0.8
rot: n

compdraw

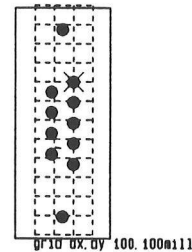


silkscreen/pin numbering



outline/pads

the cross is the ref point




padshape used:
p10, n32, nm32

typename: can-vf-9

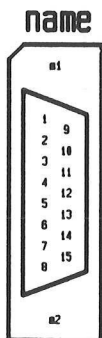
typedate: Jul 29 1992 height: 8.5mm

scale: 1
rot: n

compdraw

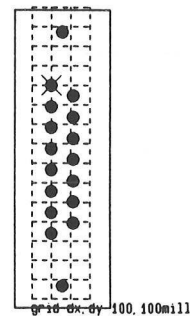


silkscreen/pin numbering



outline/pads

the cross is the ref point



padshape used:
p10, n32, nm32

typename: can-vm-15

typedate: Jul 29 1992 height: 8.5mm

scale: 1
rot: n




Dansk Data Elektronik A/S
Herlev Hovedgade 199
DK 2730 Herlev, Denmark
Tel. (+45) 42 84 50 11

Subdirectory: con

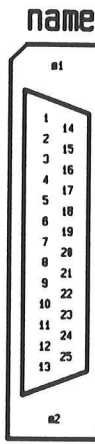
Date of print: Jul 29 1992

Page: 12

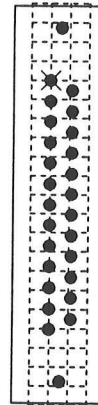
compdraw



silkscreen/pin numbering



outline/pads



the cross is the ref point

grid dx, dy 100, 100m111


padshape used:
p10, n32, nm32

typename: can-vm-25

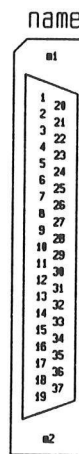
typedate: Jul 29 1992 height: 8.5mm

scale: 1
rot: n

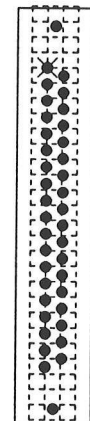
compdraw



silkscreen/pin numbering



outline/pads



the cross is the ref point

grid dx, dy 100, 100m111

padshape used:
p10, n32, nm32

typename: can-vm-37

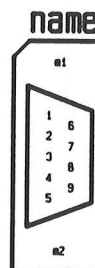
typedate: Jul 29 1992 height: 8.5mm

scale: 0.8
rot: n

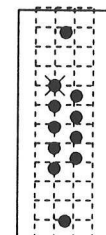
compdraw



silkscreen/pin numbering



outline/pads



the cross is the ref point

grid dx, dy 100, 100m111

padshape used:
p10, n32, nm32

typename: can-vm-9

typedate: Jul 29 1992 height: 8.5mm

scale: 1
rot: n



Dansk Data Elektronik A/S
Herlev Hovedgade 199
DK 2730 Herlev, Denmark
Tel. (+45) 42 84 50 11

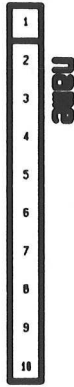
Subdirectory: con

Date of print: Jul 29 1992
Page: 13

compdraw

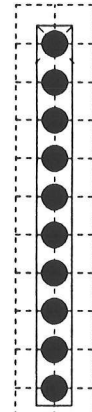


silkscreen/pin numbering



outline/pads

the cross is the ref point



grid dx, dy 100, 100mil


padshape used:
p11

typename: molex4030-10

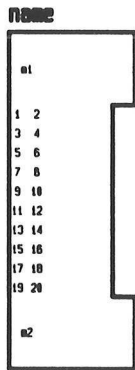
typedate: Jun 25 1992 height: 10.8mm

scale: 2
rot: n

compdraw

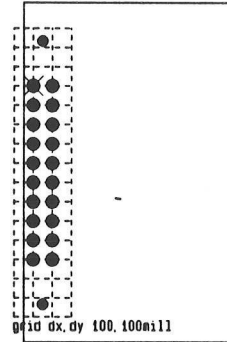


silkscreen/pin numbering



outline/pads

the cross is the ref point



grid dx, dy 100, 100mil

padshape used:
p11, n27, nm27

typename: molex5340-20


typedate: Jun 25 1992 height: 8.5mm

scale: 1
rot: n

compdraw

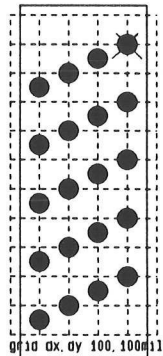


silkscreen/pin numbering



outline/pads

the cross is the ref point



grid dx, dy 100, 100mil

padshape used:
p11

typename: molex5350-20

typedate: Jun 25 1992 height: 6.2mm

scale: 1.5
rot: n



Dansk Data Elektronik A/S
Herlev Hovedgade 199
DK 2730 Herlev, Denmark
Tel. (+45) 42 84 50 11

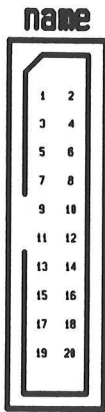
Subdirectory: con

Date of print: Jul 29 1992
Page: 14

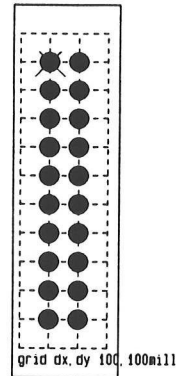
compdraw



silkscreen/pin numbering



outline/pads



the cross is the ref point

padshape used:
p11

typename: molex70246-20

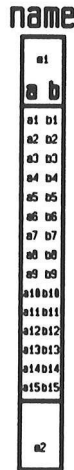
typedate: Jun 25 1992 height: 9.7mm

scale: 1.5
rot: n

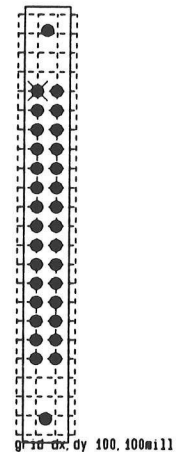
compdraw



silkscreen/pin numbering



outline/pads



the cross is the ref point

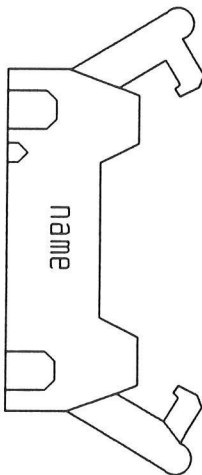
padshape used:
p10, n32, nm32

typename: read-out-m30ab

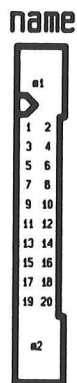
typedate: Jun 25 1992 height: 7.1mm

scale: 1
rot: n

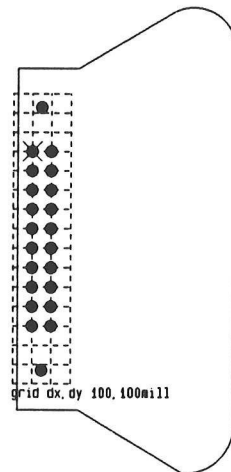
compdraw



silkscreen/pin numbering



outline/pads



the cross is the ref point

padshape used:
p10, n32, nm32

typename: speedy-G80-20

typedate: Jun 25 1992 height: 8.5mm

scale: 1
rot: n




Dansk Data Elektronik A/S
Herlev Hovedgade 199
DK 2730 Herlev, Denmark
Tel. (+45) 42 84 50 11


Subdirectory: con

Date of print: Jul 29 1992
Page: 15

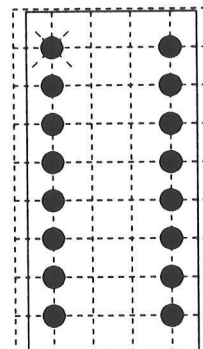
compdraw



silkscreen/pin numbering



outline/pads the cross is the ref point



grid dx, dy 100, 100mill

padshape used:
p08

typename: speedy-RTG-16A

typedate: Jun 25 1992

height: 5.9mm

scale: 2
rot: n

compdraw

silkscreen/pin numbering

outline/pads the cross is the ref point

padshape used:

typename:

typedate:

height:

scale:
rot:

compdraw

silkscreen/pin numbering

outline/pads the cross is the ref point

padshape used:

typename:

typedate:

height:

scale:
rot:



Dansk Data Elektronik A/S
Herlev Hovedgade 199
DK 2730 Herlev, Denmark
Tel. (+45) 42 84 50 11

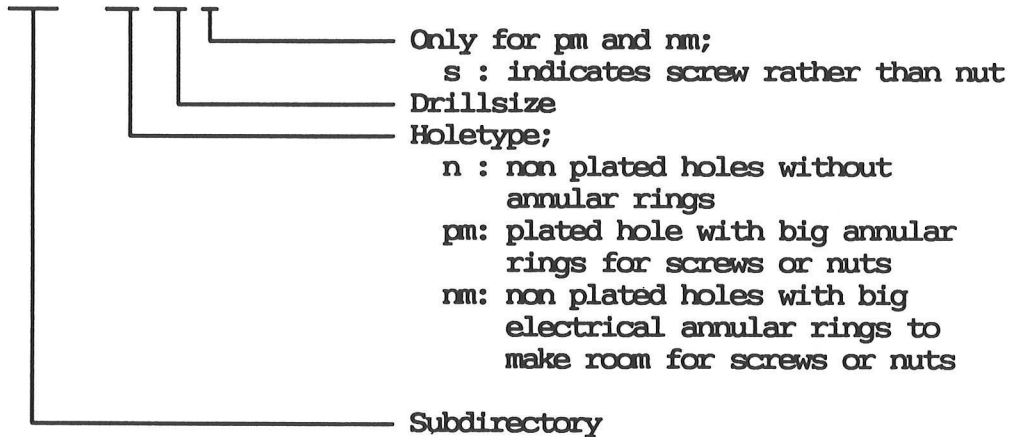
Subdirectory: con

Date of print: Jul 29 1992
Page: 16

Including holes, etc.

Holes

mec / mp 52 s



Outline for holes


- n-holes: Outlines have the same size as the drill size. This avoids the misuse of space.
- pm-holes: Outlines must be the same size as the screws or nuts that are used. The annular ring sizes are slightly larger than the screws or nuts, therefore the outlines are set to be the same size as the annular rings.
- nm-holes: Use the same screws and nuts as the pm-holes, and therefore the outline must be similar to the pm-holes.

Library


Mechanical devices

Directory list:


n05	n23	n40	nm52
n06	n24	n41	nm52s
n07	n25	n42	nm62
n08	n26	n44	nm62s
n09	n27	n46	pm22
n10	n28	n48	pm22s
n11	n29	n50	pm27
n12	n30	n52	pm27s
n13	n31	n62	pm32
n14	n32	nm22	pm32s
n15	n33	nm22s	pm42
n16	n34	nm27	pm42s
n17	n35	nm27s	pm52
n18	n36	nm32	pm52s
n19	n37	nm32s	pm62
n20	n38	nm42	pm62s
n21	n39	nm42s	pm72
n22			

compdraw	silkscreen/pin numbering	outline/pads	the cross is the ref point
name	name		grid dx, dy 100, 100mil
		padshape used: n32	


typename: n32 typedate: Jul 2 1992 height: 0mm scale: 2
rot: n

compdraw	silkscreen/pin numbering	outline/pads	the cross is the ref point
name	name		grid dx, dy 100, 100mil
		padshape used: nm32	

typename: nm32 typedate: Jul 2 1992 height: 0mm scale: 2
rot: n

compdraw	silkscreen/pin numbering	outline/pads	the cross is the ref point
name	name		grid dx, dy 200, 200mil
		padshape used: pm32	

typename: pm32 typedate: Jul 2 1992 height: 0mm scale: 2
rot: n

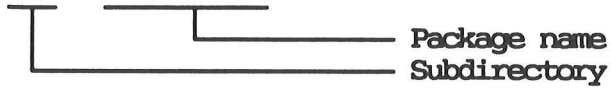
compdraw	silkscreen/pin numbering	outline/pads	the cross is the ref point
name	name		grid dx, dy 200, 200mil
		padshape used: pm32s	

typename: pm32s typedate: Jul 2 1992 height: 0mm scale: 2
rot: n

Library

Miscellaneous comp


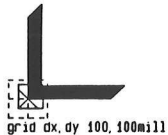
mis / comenmark




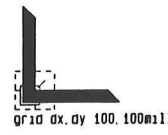
Applied manufacturers :

Directory list:



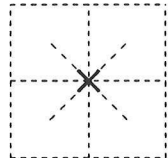
comer	outercomer	tp07	tp08
innercomer	ref		

compdraw	silkscreen/pin numbering	outline/pads	the cross is the ref point
		 grid dx, dy 100, 100mil	
		padshape used: innercorner	



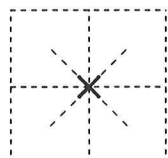
typename: innercorner typedate: Jul 9 1992 height: 0.0 scale: 1
rot: n

compdraw	silkscreen/pin numbering	outline/pads	the cross is the ref point
		 grid dx, dy 100, 100mil	
		padshape used: outercorner	

typename: outercorner typedate: Jul 9 1992 height: 0.0 scale: 1
rot: n

compdraw	silkscreen/pin numbering	outline/pads	the cross is the ref point
name 	name 	 grid dx, dy 100, 100mil	
		padshape used: tp07	

typename: tp07 typedate: Jul 30 1992 height: 0.0 scale: 4
rot: n

compdraw	silkscreen/pin numbering	outline/pads	the cross is the ref point
name 	name 	 grid dx, dy 100, 100mil	
		padshape used: tp08	

typename: tp08 typedate: Jul 30 1992 height: 0.0 scale: 4
rot: n



Dansk Data Elektronik A/S
Herlev Hovedgade 199
DK 2730 Herlev, Denmark
Tel. (+45) 42 84 50 11

Subdirectory: mis

Date of print: Jul 30 1992
Page: 1

Library

Hybrid

hyb / rtype101



The following is an additional lay assignment when using hybrid components. This assignment does not conflict with the global assignments, described in the chapter lay assignment. This lay assignment describes only the lays used when applying hybrid technology. Note that the substrate lay 101-199 and the sintered 201-299 are not defined in the global assignment.

laynumber	layname	layfunction
0	compside	contains pads for the hybrid. In addition a track keep out area is placed, which is approximately the same size as the pastemask
10 (20)	outline (soloutl)	comp size area indicating the actual physical size of the hybrids
11 (21)	compname (solname)	name of hybrid, may be plotted on the pcb
13 (23)	compdraw (soldraw)	names and symbols of hybrids used for paper drawing of component placement
14	device	device names of hybrids
15	article	article names of hybrids
18	height	height of hybrids. Not specified
100	trimline	contain a track for trimming
101-199	substra	the substrate lays contain areas for making the pastemask (see below for defined types)
201-299	sinter	sintered lays, showing the size of the paste after sintering.

Library

Hybrid

substrate lay	sintered lay	defined types
101	201	rtype101
102	202	rtype102
103	203	rtype103
104	204	rtype104
105	205	rtype105
106	206	rtype106
113	213	rtype113
123	223	rtype123

For more information about paste in the defined types,
use the standard pastetable in /usr/ipl/tables/pastetable.

Directory list:

rtype101	rtype103	rtype105	rtype113
rtype102	rtype104	rtype106	rtype123