

P/N 99109566

RCSL No: 44-rt2048

Edition: March 1983

Author: John P. Pöhler

Title:

RECOMMENDED SPARE PARTS AND MODULES LIST

for

RC 763

Keywords:

RC700; RC702, RC763, RC850, RC855, Winchester
Disc, Hard Disc

Abstract:

This manual contains spare parts list, modules
list, and designation index pictures

TABLE OF CONTENTS PAGE

1. INTRODUCTION 1

2. LIMITATIONS 1

3. HOW TO USE 1

4. DESIGNATION INDEX 2

5. UPDATING 2

6. DEFINITIONS 2

7. REPAIR LEVEL 3

8. MAINTENANCE LEVEL 3

9. DESIGNATION INDEX PICTURES AND SPARE PARTS
LISTS

Reproduction of
this document
is prohibited
without
written
permission
of the
author.

○

ii

○

im

○

○

1.

1. INTRODUCTION

The Recommended Spare Parts and Modules List consists of spare parts lists, modules lists and designation index pictures, which should make it easy to locate not only the major modules and components but also every minor component used in the RC763.

2. LIMITATIONS

The modules produced for RC Computer in this product (WDD 702 and WDC 701) are not described on component level and have to be ordered as a module.

3. HOW TO USE

On the following figure:

fig. 1 RC763

the most important modules and their location in the RC763 are shown. Every module is marked with a MODULE INDEX NUMBER. This number is your entrance to the actual parts break down for the modules. By using the MODULE INDEX NUMBER a picture showing the marked module will be found, this figure is followed by the parts break down.

4. DESIGNATION INDEX

Module Index Number	Module Name
00	RC 763
10	WCA 701 Winchester Controller Adapter
20	WDC 701 Disc Controller
30	WDD 702 Disc Drive
40	WCT 701 Winchester Connection Terminator
50	TVK 701 Transformer and Fan Unit
60	POW 743 Power Supply
70	Cable List

5. UPDATING

Whether the prices are added to the spare parts list or not, the prices will be updated annually and published in the INTERNATIONAL TECHNICAL SUPPORT (ITS) GUIDE, but the prices are subject to change without further notice.

It is our sincere hope that the technical staff in the field and the workshop will find the RECOMMENDED SPARE PARTS AND MODULES LIST for the RC763 a helpful and useful tool in their daily work.

6. DEFINITIONS

In the Recommended Spare Parts and Modules List the expressions REPAIR LEVEL and MAINTENANCE LEVEL are used. The definitions for each one of the two expressions are given below:

7. REPAIR LEVEL

Each of the items described in the RSML's is assigned to a certain repair level which could be one of the following:

- A: - The item in question should be repaired by module replacement.
- B: - The item in question should be repaired by replacement of components.
- C: - The items in question may be repaired by replacement of components; but the item will not be recognized as reparable in RC COMPUTER's Central Workshop.
- D: - The item in question is not reparable.

8. MAINTENANCE LEVEL

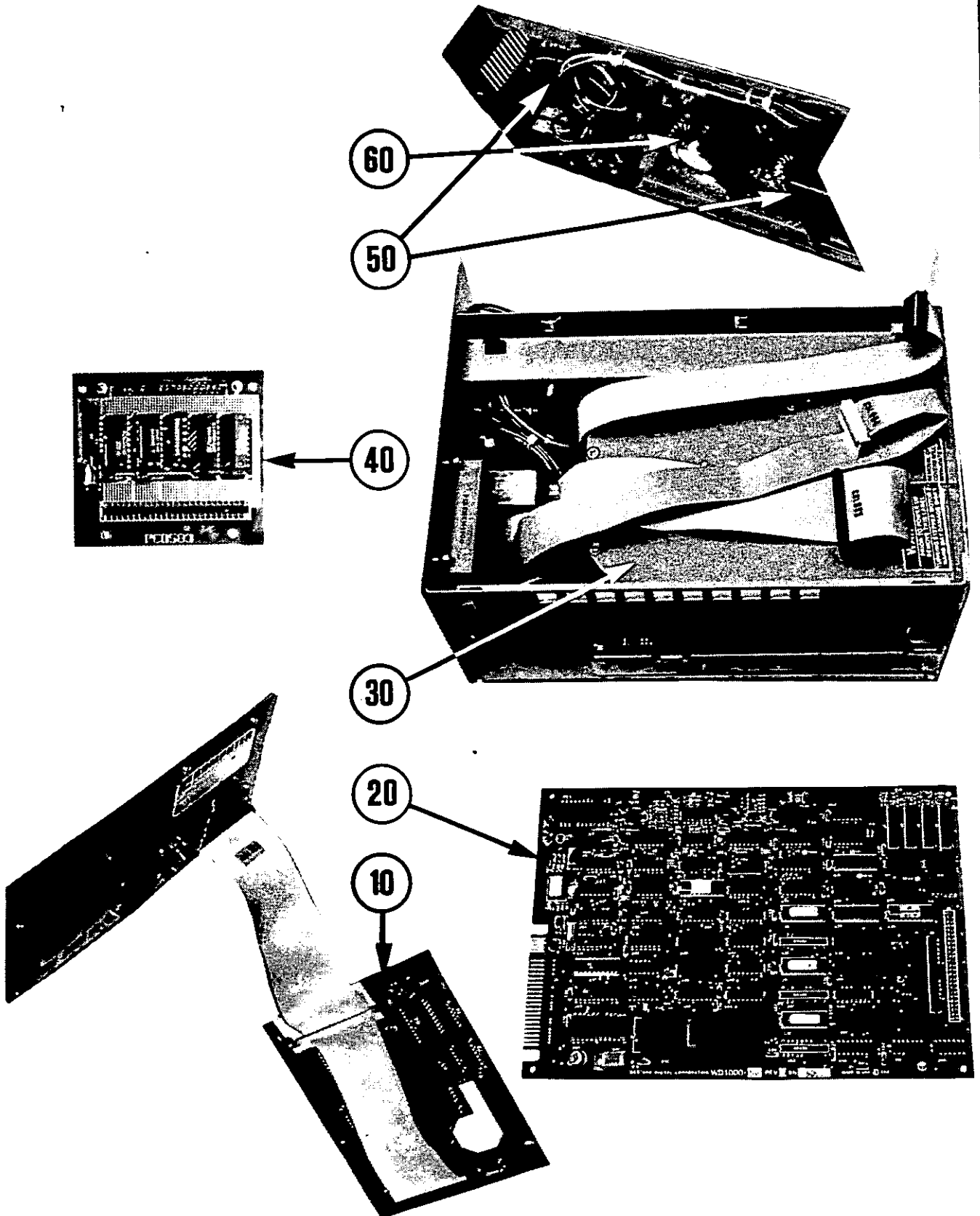
Each of the items described in the RSML's is assigned to a certain maintenance level which could be one of the following:

- I: - The item in question should be replaced at the customer's site.
- II: - The item in question should be replaced in the local workshop.
- III: - The item in question should be replaced in the central workshop.





RC 763 WINCHESTER DISC DRIVE





© 1995 by the Board of Regents of the University of Wisconsin System. All rights reserved. Printed in the United States of America.





FIG. 2

WDD 702







WDD 702










FIG. 3

MODULE INDEX NUMBER 50

TVK 701









FIG. 4

MODULE INDEX NUMBER 60

POW 743





RECOMMENDED MODULE AND SPAREPART LIST

WCA 701

ORDER NO.	VENDOR NO.	DESCRIPTION	NO. IN EACH UNIT	NO. OF UNITS IN SERVICE AREA				REPAIR LEVEL	MAINTENANCE LEVEL	PRICE Pcs	MODULE INDEX NO.	REMARKS
				< 10	< 100	< 200	< 300					
	83956701	WCA 701						A		10		
		Integrated Circ.										
56502	00125025	SN 74s38n	1					D	III			
59319	00125059	SN 74s241n	3					D	III			
52611	00128001	SN 741s00n	1					D	III			
52605	00128003	SN 741s02n	1					D	III			
52606	00128007	SN 741s08n	2					D	III			
61803	00128009	SN 741s10n	2					D	III			
52607	00128012	SN 741s20n	1					D	III			
61805	00128018	SN 741s32n	1					D	III			
52608	00128027	SN 741s74n	3					D	III			
58114	00128039	SN 741s157n	1					D	III			
61901	00128058	SN 741s175n	1					D	III			
61904	00128064	SN 741s240n	1					D	III			
61816	00128065	SN 741s139n	1					D	III			
61909	00128069	SN 741s373n	2					D	III			
64507	00128078	SN 741s244n	1					D	III			
68003	00145003	SN Z80a-ctc	1					D	III			
11607	00302020	DI: 1n914	1					D	III			
	00805017	C: 22nF 100v	1					D	III			
43911	00848002	C: 47nF 12v	9					D	III			
	00860022	C: 68pF 25%	1					D	III			
11118	01001004	C: 22uF -15v	1					D	III			

RC763

RECOMMENDED MODULE AND SPAREPART LIST

WDC 701

ORDER NO.	VENDOR NO.	DESCRIPTION	NO. IN EACH UNIT	NO. OF UNITS IN SERVICE AREA			REPAIR LEVEL	MAINTENANCE LEVEL	PRICE Pcs	MODULE INDEX NO.	REMARKS
				< 10	< 100	< 200					
	10860001	WDC 701	1	2	2	5	A	II		20	

RECOMMENDED MODULE AND SPAREPART LIST

TVK 701

ORDER NO.	VENDOR NO.	DESCRIPTION	NO. IN EACH UNIT	NO. OF UNITS IN SERVICE AREA	REPAIR LEVEL	MAINTENANCE LEVEL	PRICE Pcs	MODULE INDEX NO.	REMARKS
	83960701	TVK 701	1	<100	B	II		50	
	01901145	Transformer: DK 7449	1	<200	B	III			
	02401043	Fan: papst 8850	1	<300	B	III			

RECOMMENDED MODULE AND SPAREPART LIST

WDD 702

ORDER NO.	VENDOR NO.	DESCRIPTION	NO. IN EACH UNIT	NO. OF UNITS IN SERVICE AREA			REPAIR LEVEL	MAINTENANCE LEVEL	PRICE Pcs	MODULE INDEX NO.	REMARKS
				< 10	< 100	< 200					
	10805001	WDD 702	1	1	2	2	5	A	II	30	

RC763

RECOMMENDED MODULE AND SPAREPART LIST

POW 743

PAGE 1 OF 1
DATE Mar 1983

ORDER NO.	VENDOR NO.	DESCRIPTION	NO. IN EACH UNIT			NO. OF UNITS IN SERVICE AREA			REPAIR LEVEL	MAINTENANCE LEVEL	PRICE Pcs	MODULE INDEX NO.	REMARKS
			< 10	< 100	< 200	< 300	<						
	84603089	POW 743	1	2	2	5		A	II		60		
19306	00103007	IC: NSC 1m783cn	2					D	III				
67902	00203039	TR: bdx 54b	2					D	III				
34116	00204015	TR: 2n2222a	2					D	III				
67008	00302058	DI: ICTE 5	1					D	III				
66510	00302061	DI: ICTE 12	1					D	III				
	00302072	DI: BYW 80-100	2					D	III				
66412	00303020	Bridge Rectifier: e2640b250c5000/ 3300SI	1					D	III				
11302	00802037	C: 680pF 5% 63V	2					D	III				
66305	00805025	C: 100nF 10% 250V	1					D	III				
11315	00814003	C: 10nF 10% 250V	2					D	III				
11318	00814005	C: 22nF 10% 250V	2					D	III				
	00909009	C: 4700 uF 40V	2					D	III				
	00927002	C: 1000 uF -25V	4					D	III				
67910	01901125	Coil, filter DK 5295	2					D	III				
	01901144	Coil: 6uH-6A	1					D	III				

RECOMMENDED MODULE AND SPAREPART LIST

CABLE LIST

ORDER NO.	VENDOR NO.	DESCRIPTION	NO. IN EACH UNIT	NO. OF UNITS IN SERVICE AREA			REPAIR LEVEL	MAINTENANCE LEVEL	PRICE Pcs	MODULE INDEX NO.	REMARKS
				<u>< 10</u>	<u>< 100</u>	<u>< 200</u>	<u>< 300</u>				
		Cables									
	85240025	CBL 440/250	1					A	I		
	62070992	CBL 992	1					B	III		
	62070993	CBL 993	1					B	III		
	62070994	CBL 994	1					B	III		
	62070995	CBL 995	1					B	III		



RETURN LETTER

Title: Recommende Spare Parts and
Modules List for RC763

RCSL No.: 44-RT2048

A/S Regnecentralen af 1979/RC Computer A/S maintains a continual effort to improve the quality and usefulness of its publications. To do this effectively we need user feedback, your critical evaluation of this manual.

Please comment on this manual's completeness, accuracy, organization, usability, and readability:

Do you find errors in this manual? If so, specify by page.

How can this manual be improved?

Other comments?

Name: _____ Title: _____

Company: _____

Address: _____

Date: _____

Thank you

..... Fold here

..... Do not tear - Fold here and staple

Affix
postage
here

REGNECENTRALEN
af 1979

Information Department
Lautrupbjerg 1
DK-2750 Ballerup
Denmark